

# Leeds Branch 17 October 2015

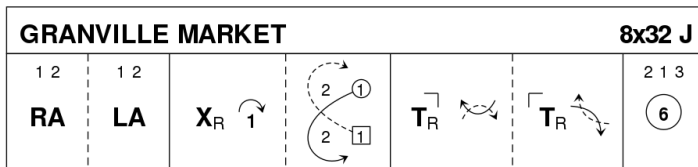
St Margaret's Hall Horsforth Music: Phill Jones MC: Julie Harrison Admission: £9, Non-member £10, Full time Education £3,

## 1 AGM (7 - 7.30)

## 2 GRANVILLE MARKET J32 · 3/4L

*Elinor M Vandegrift: A Second Book of Graded Scottish Country Dances · Crib: MiniCribbs · Diagram: Keith Rose's Diagrams*

- 1-8 1s+2s dance RH across & LH back
- 9-16 1s cross RH & cast 1 place, 1s dance 1/2 Fig of 8 around 2s & end facing 1st corner
- 17-24 1s turn corners RH & pass RSh to face 2nd corners, 1s turn 2nd corners RH & pass RSh to end 2nd place own sides
- 25-32 2s+1s+3s circle 6H round & back



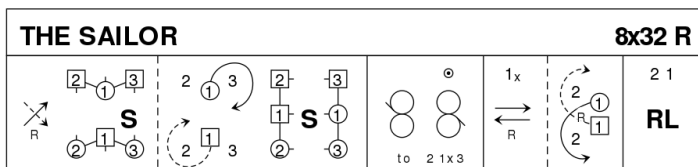
Elinor M Vandegrift, RSCDS Graded Book 2

3C/4C longwise set

## 3 THE SAILOR R32 · 3/4L

*RSCDS XXIV 4 · Crib: MiniCribbs · Diagram: Keith Rose's Diagrams*

- 1-8 1s cross down RH to face out between 2s & 3s giving hands to each corner & set, 1s cast round 1st corner to form lines of 3 across with 2s/3s & 2s+1s+3s set
- 9-16 1s (turning to right) dance RSh reels of 3 across & 1s end passing LSh to 2nd place on opposite sides
- 17-24 1s lead down for 2 bars & lead up, cross at the top & cast to 2nd place on own sides
- 25-32 2s+1s dance R&L



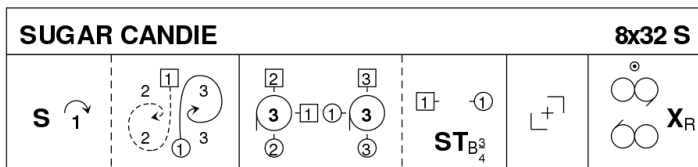
RSCDS Book 24

3C/4C longwise set

## 4 SUGAR CANDIE S32 · 3/4L

*RSCDS XXVI 9 · Crib: MiniCribbs · Diagram: Keith Rose's Diagrams*

- 1-8 1s set & cast 1 place, cross passing LSh & cast RSh round their 1st corner into centre ending BtoB (Lady facing up, Man down)
- 9-16 1L circle left with 2s & 1M with 3s, turn to face partner & set, 3/4 turn partner 2H to end facing 1st corners
- 17-24 1s turn 1st corner RH, partner LH, 2nd corner RH, partner LH & end facing 1st corners
- 25-32 1s dance Reel of 3 on opposite sides passing 1st corner LSh & cross RH to 2nd place own sides



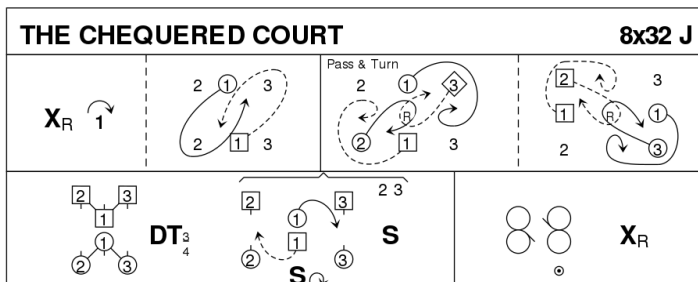
RSCDS Book 26

3C/4C longwise set

## 5 THE CHEQUERED COURT J32 · 3/4L

*Duncan Brown: RSCDS XLII 3 · Crib: MiniCribbs · Diagram: Keith Rose's Diagrams*

- 1-8 1s cross RH, cast 1 place, 1s dance 1/2 Figs of 8 (Man round 2s & Lady round 3s) & end facing 1st corners
- 9-16 1s dance Pass+Turn with 1st corners & 1s twirl round in centre to face 4th crnrs, 1s dance Pass+Turn with 4th crnrs & twirl round to face own sides
- 17-24 1s dance 6 bars of Double Triangles & end with 1L between 2s facing 2L & 1M between 3s facing 3M
- 25-32 1s dance reel of 3 across giving RSh to 4th corners & 1s cross RH to own sides



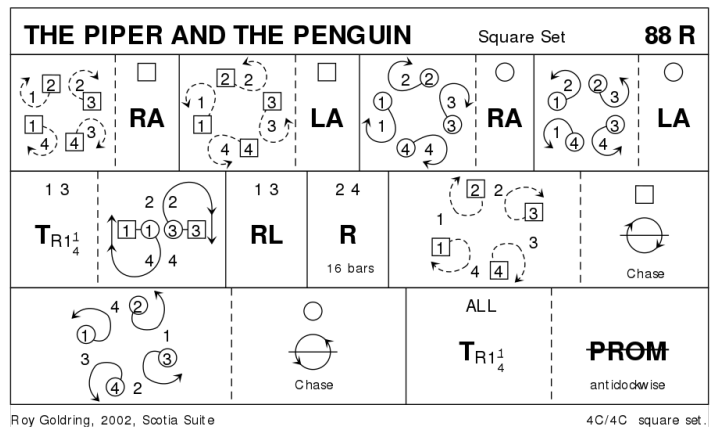
Duncan Brown, 2001, RSCDS Book 42

3C/4C longwise set

**6 THE PIPER AND THE PENGUIN R88 · 4S**

Roy Goldring: Leaflet Dances 1964 –1998 and Other Dances · Crib: MiniCribes · Diagram: Keith Rose's Diagrams

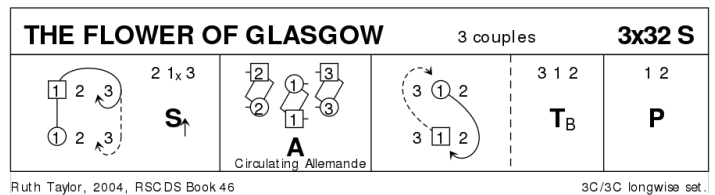
- 1-8 Ladies dance RSh round their corners, dance RH across ending in centre
- 9-16 Ladies dance LSh round their partners, dance LH across & back to places
- 17-24 Men dance RSh round their partners, dance RH across ending in centre
- 25-32 Men dance LSh round corners, dance LH across & back to places
- 33-40 1s & 3s turn partners RH 1.1/4 times, Men followed by partners dance out between side couples & back to places (1M thru 4s & 3M thru 2s)
- 41-48 1s+3s dance R&L
- 49-64 2s+4s repeat bars 33-48
- 65-72 Ladies dance in turning right about to dance out, cast clockwise to opposite Lady's place
- 73-80 Men dance in turning left about to dance out, cast anticlockwise to opposite places
- 81-88 All turn partners RH 1.1/4 times into prom hold, Promenade anticlockwise 1/2 way round to original places



**7 THE FLOWER OF GLASGOW S32 · 3/3L**

Ruth Taylor: RSCDS XLVI 9 · Crib: MiniCribes · Diagram: Keith Rose's Diagrams

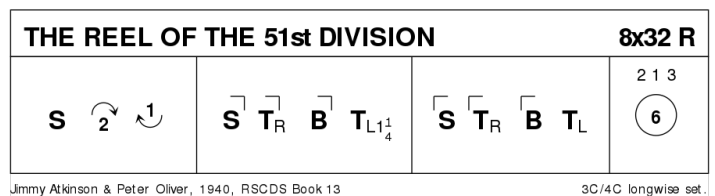
- 1-8 1L followed by partner casts 2 places, 1L crosses & casts up on Men's side to 2nd place while 1M dances up the middle to 2nd place Ladies side & all set advancing into prom hold (2s & 3s face up, 1s down) 2(1)3
- 9-16 2s+1s+3s dance Circulating Allemandes: 2s & 3s dance normal Allemande but end in 3rd/1st place as 1s Allemande (down) & up to 2nd place opposite sides. 3(1)2
- 17-24 1s dance 1/2 Figs of 8 (1L up round 3s, 1M down round 2s), all turn partners 2H. 3 1 2
- 25-32 1s+2s dance Diamond poussette



**8 THE REEL OF THE 51ST DIVISION R32 · 3/4L**

James Edward McCartney Atkinson: RSCDS XIII 10 · Crib: MiniCribes · Diagram: Keith Rose's Diagrams

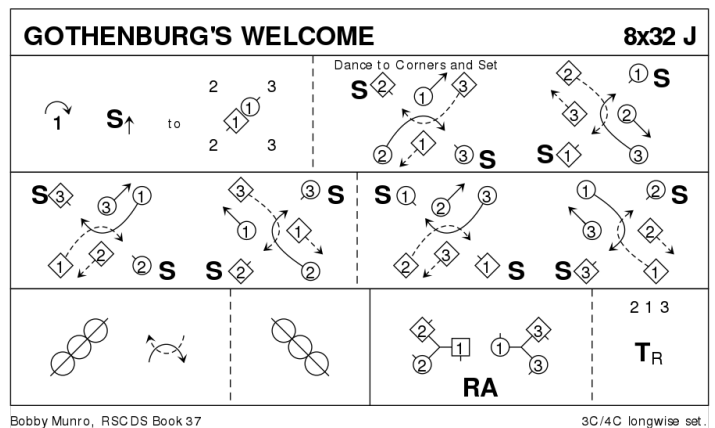
- 1-8 1s set & cast below 3s, lead up to face 1st corners
- 9-16 1s set & turn 1st corners RH to balance in diagonal line, set & 1s turn LH to face 2nd corners
- 17-24 1s set & turn 2nd corners RH to Bal-in-Line, set & 1s turn LH to 2nd place own sides
- 25-32 2s+1s+3s circle 6H round & back



**9 GOTHENBURG'S WELCOME J32 · 3/4L**

Bobby Munro: RSCDS XXXVII 3 · Crib: MiniCribes · Diagram: Keith Rose's Diagrams

- 1-4 1s cast 1 place & set advancing to 1st corner
- 5-16 1s Dance to Each Corner & Set:
  - 5- 6 1s change places with 1st corners passing RSh & 1st corners pass RSh with a 1/4 turn to right in centre to face 2nd corners (as 2nd corners set),
  - 7- 8 Original 1st crnrs change places with 2nd crnrs passing RSh & 2nd crnrs pass RSh with a 1/4 turn to right to face 1s in 3rd crnr (pstn) as 1s set
  - 9-10 Original 2nd corners change places with 1s passing RSh & 1s pass RSh with a 1/4 turn to right to face 2nd corner (pstn) as orig 1st corners set
  - 11-16 Repeat this Fig once more until 1s end in centre facing 3rd corner positions with 3s & 2s in 1st & 3rd places opposite sides
- 17-24 1s dance 1/2 diagonal Reel of 4 with 3rd corner & 1/2 diagonal Reel with 4th corners
- 25-32 1s dance RH hands across (L with 2s & M with 3s) & 2s+1s+3s turn RH

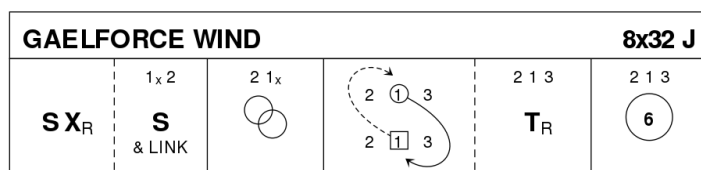


## 10 INTERVAL

### 11 GAELFORCE WIND J32 · 3/4L

Derek Haynes: *Third Book of Graded Scottish Country Dances* · Crib: *MiniCribs* · Diagram: *Keith Rose's Diagrams*

- 1-8 1s set, cross RH, 1s+2s Set+Link (Ladies face out)
- 9-16 2s+1s Men's Chain
- 17-24 1s 1/2 Figs of 8 (L round 2s & M round 3s), 2s+1s+3s turn RH & open into
- 25-32 2s+1s+3s circle 6H round & back



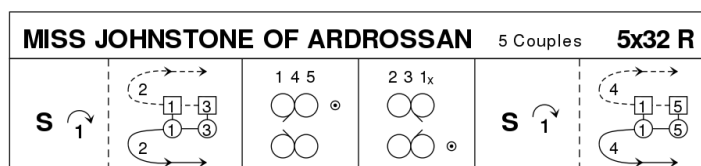
Derek Haynes, 1996, Carnforth Collection 3, RSCDS Third Graded Book

3C/4C longwise set.

### 12 MISS JOHNSTONE OF ARDROSSAN R32 · 5/5L

Roy Goldring: *14 Social Dances for 2000* · Crib: *MiniCribs* · Diagram: *Keith Rose's Diagrams*

- 1-8 1s set & cast 1 place, 1s followed by 3s dance up & cast - 1s to 3rd place & 3s to 2nd place
- 9-16 1s cross down & dance reflection reels of 3 with 4s+5s on opposite sides - 1s end in 3rd place opposite sides
- 17-24 1s cross up & dance reflection reels of 3 on own sides with 2s+3s - 1s ending in 3rd place own sides
- 25-32 1s set & cast down 1 place, 1s followed by 5s dance up between 4s & cast - 1s to 5th place & 5s to 4th place



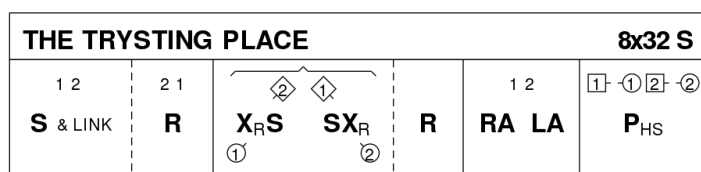
Roy Goldring, 2000, 14 Social Dances for 2000

5C/5C longwise set

### 13 THE TRYSTING PLACE S32 · 2/4L

Iain Boyd: *RSCDS XXXV 6* · Crib: *MiniCribs* · Diagram: *Keith Rose's Diagrams*

- 1-8 1s+2s Set+Link, Set+Link again back to original places
- 9-16 1M & 2L cross RH & set **while** 1L & 2M set & cross RH, repeat back to places
- 17-24 1s+2s dance RH across & LH back to end in line of 4 in middle facing partners (Ladies facing down & Men up)
- 25-32 1s+2s dance Highland Schottische Poussette :  
1s set HS step with both hands joined dancing out to Men's side **while** 2s set & dance out to Ladies side ending with a 1/4 turn to right  
1s dance HS down Men's side & 2s up Ladies side ending with a 1/4 turn to right  
1s+2s dance HS into centre to reform line of 4 in middle with couples having changed places  
2s+1s 3/4 turn partners 2H to own sides, 1s ending in 2nd place own side



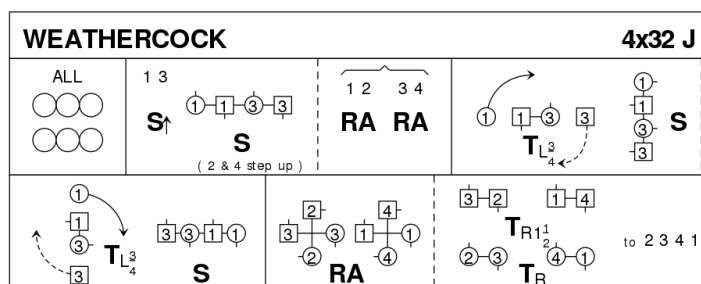
Iain Boyd, 1985, RSCDS Book 35

2C/4C longwise set.

### 14 THE WEATHERCOCK J32 · 4/4L

Veronica Hughes: *A Second Book of Graded Scottish Country Dances* · Crib: *MiniCribs* · Diagram: *Keith Rose's Diagrams*

- 1-8 All dance RSh reels of 4 on own sides
- 9-16 1s & 3s set advancing into centre (give RH to partner) & Bal-in-Line, 1s+2s & 3s+4s dance RH across once round
- 17-24 Centre couple (1L+3M) 3/4 turn LH in centre **while** 1M & 3L dance round crnr to meet ptrn in line across & set, repeat & set in line up/down dance
- 25-32 3s+2s & 1s+4s dance RH across once round, turn facing corner RH (2L+3L, 3M+2M, 1L+4L & 1M+4M) onto own sides (Ladies turn 1.1/2 **while** Men turn once round). 2 3 4 1



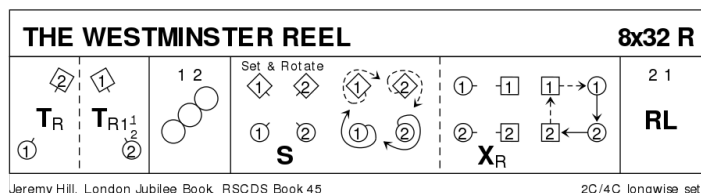
Veronica Hughes, RSCDS Graded Book 2

4C/4C longwise set

**15 THE WESTMINSTER REEL R32 · 2/4L**

Jeremy Hill: RSCDS XLV 1 · Crib: MiniCribbs · Diagram: Keith Rose's Diagrams

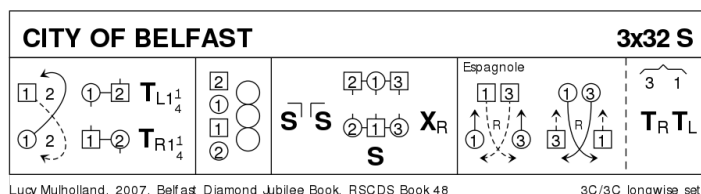
- 1-8 1M+2L turn RH, 1L+2M turn RH 1.1/2 times end facing partner ready for diagonal reel of 4
- 9-16 1s+2s dance diagonal reel of 4
- 17-24 1s+2s Set & Rotate :  
Set, rotate singly & dance on 1 place clockwise, change places RH on sides & dance on 1 place to own sides (1s in 2nd pl)
- 25-32 2s+1s dance R&L



**16 CITY OF BELFAST S32 · 3/3L**

Lucy Mulholland: RSCDS XLVIII 6 · Crib: MiniCribbs · Diagram: Keith Rose's Diagrams

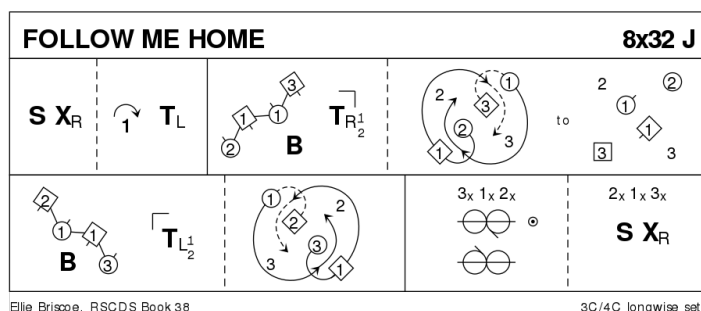
- 1-8 1s dance 1/2 Fig of 8 round 2s, 1L+2M turn RH 1.1/4 times **while** 1M+2L turn LH 1.1/4 times & 1s end BtoB facing opp sides
- 9-16 1s+2s dance reel of 4 across & 2s end in 1st places **while** 1s pass LSh to face 1st corners
- 17-24 1s set to 1st corner & 2nd corner ending (turning to right) between corners, all set & 1s cross RH
- 25-32 1s+3s dance Espagnole:  
**25-26** 1s+3s cross (Ladies lead across RH passing between Men) with Ladies changing places RH  
**27-28** 1s+3s cross back (Men lead across RH between Ladies) with Men changing places RH  
**29-32** 3s turn RH as 1s turn LH to end 2 3 1



**17 FOLLOW ME HOME J32 · 3/4L**

Ellie Briscoe: RSCDS XXXVIII 3 · Crib: MiniCribbs · Diagram: Keith Rose's Diagrams

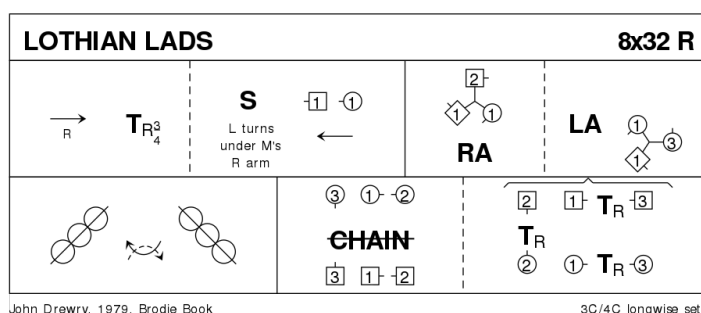
- 1-8 1s set & cross RH, cast 1 place & turn LH (ending in a diagonal line LH to partner & RH with 1st corner)
- 9-16 1s Bal-in-Line with 1st crnrs, 1/2 turn crnrs & 1s followed by crnrs chase cl'wise to 3rd crnr (pstrn) & 1s dance in to give LH to 2nd crnrs
- 17-24 1s Bal-in-Line with 2nd crnrs, 1/2 turn crnrs & 1s followed by crnrs chase anticl'wise to 4th crnr (pstrn) & 1s end in 2nd pl opp sides
- 25-32 3s+1s+2s dance 1/2 reels of 3 on the sides 1s giving LSh to 2nd corner (pstrn), set & cross RH



**18 LOTHIAN LADS R32 · 3/4L**

John Drewry: Summer Collection, Set 7 · Crib: MiniCribbs · Diagram: Keith Rose's Diagrams

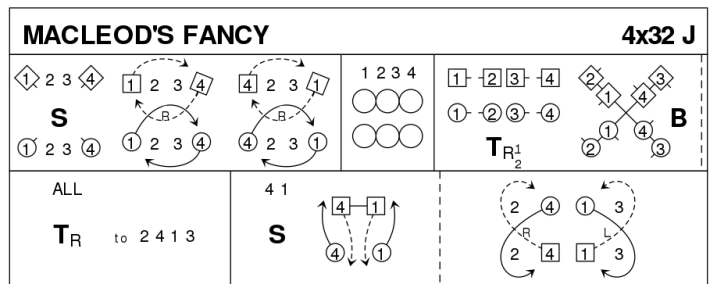
- 1-8 1s lead down & 3/4 turn RH to L facing down M up, set retain hold of RH & L turns under ptrns right arm dances up to 2L followed by 1M
- 9-16 1s dance RH across with 2L, 1s dance LH across with 3M to end facing 1st corners
- 17-24 1s dance 1/2 reel of 4 with 1st corners & pass RSh to face 2nd corners, 1s dance 1/2 reel with 2nd corners ending in 2nd place opp side facing down
- 25-32 3s+1s+2s dance 1/2 Grand Chain turning 3rd person RH to end 2 1 3



**19 MACLEOD'S FANCY** J32 · 4/4L

John Drewry: RSCDS XXXIII 3 · Crib: MiniCribs · Diagram: Keith Rose's Diagrams

- 1-8 1s+4s set diagonally, 1M+4L 3/4 turn RH & cast up/down own side back to place **while** 1L+4M cast down/up own side & 3/4 turn RH back to place
- 9-16 All dance reels of 4 on sides, ending as at start of reel
- 17-24 2s & 3s turn 1s & 4s RH into a St Andrew's Cross, all set & turn crnr to end 1s in 3rd pl & 4s in 2nd pl on own sides having passed other crnr RSh
- 25-32 1s & 4s set & cross over (Ladies dancing between Men) & dance 1/2 Fig of 8 round end couples to 3rd/2nd places (giving RH at top, LH at bottom)



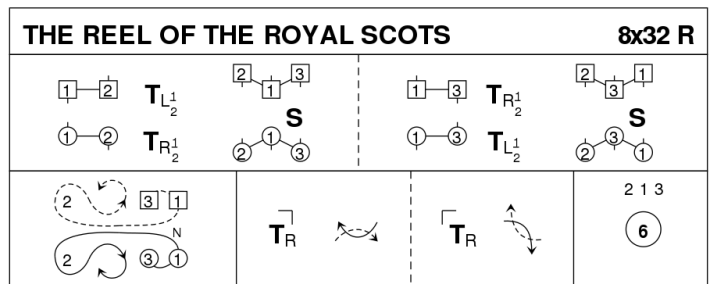
John Drewry, 1985, RSCDS Book 33

4C/4C longwise set.

**20 THE REEL OF THE ROYAL SCOTS** R32 · 3/4L

Roy Goldring: Leaflet Dances 1964 –1998 and Other Dances · Crib: MiniCribs · Diagram: Keith Rose's Diagrams

- 1-8 1s 1/2 turn 2s on sides (1M RH - 1L LH) to face out, 2s+1s+3s set, 1s 1/2 turn 3s on sides (1M LH - 1L RH) end 3s facing out & 2s+3s+1s set
- 9-16 1s followed by 3s dance up between 2s, cast down 1 place, dance in & 1s cast up to 2nd place 3s end in 3rd place
- 17-24 1s turn 1st corners RH, pass partner RSh turn 2nd corners RH & cross passing partner RSh to 2nd place own sides
- 25-32 2s+1s+3s circle 6H round & back



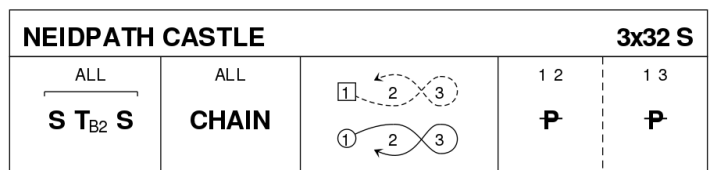
Roy Goldring, 1983, RSCDS Leaflet 7

3C/4C longwise set.

**21 NEIDPATH CASTLE** S32 · 3/3L

Derek Haynes: RSCDS XXII 9 · Crib: MiniCribs · Diagram: Keith Rose's Diagrams

- 1-8 All set & turn partners 2H twice & set again
- 9-16 All dance Grand Chain
- 17-24 1s dance down between 2s, cast behind 3s, dance up between 3s, cast up behind 2s. 1s+2s end ready for a 1/2 Diamond Poussette
- 25-32 1s+2s dance 1/2 Diamond Poussette, 1s+3s dance 1/2 Diamond Poussette 1s ending in 3rd place



Derek Haynes, RSCDS Book 22

3C/3C longwise set.