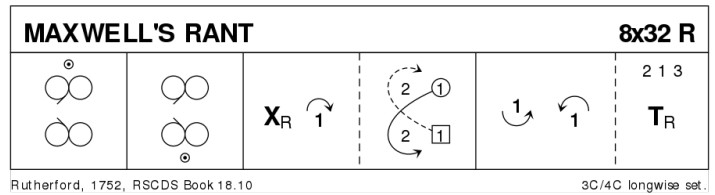


# A SPRING FLING FOR ILKLEY 2019

## 1 MAXWELL'S RANT R32 · 3/4L

David Rutherford: RSCDS XVIII 10 · Crib: E-cribs · Diagram: Keith Rose's Diagrams

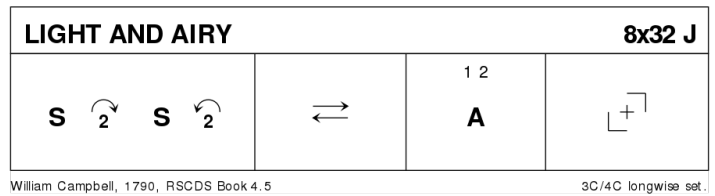
- 1- Mirror Reels3 on the sidelines (1c cross down) (1x,2,3)
- 9- 1c cross back into mirror Reels3 on own sides
- 17- 1c cross RH | cast (2c up) ; ½ Fig8 round 2c
- 25- 1c dance down between 3c and cast up to 2pl ; 2c+1c+3c turn RH



## 2 LIGHT AND AIRY J32 · 3/4L

William (18C) Campbell: RSCDS IV 5 · Crib: E-cribs · Diagram: Keith Rose's Diagrams

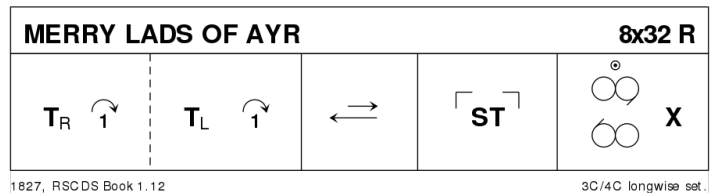
- 1- 1c set | cast off two (2c+3c up) ; 1c set | cast up two (2c+3c down)
- 9- 1c lead down the middle and up (1,2,3)
- 17- 1c+2c Allemande, to finish 1c facing 1cnrs
- 25- Turn CPCP to (2,1,3)



## 3 MERRY LADS OF AYR R32 · 3/4L

RSCDS I 12 · Crib: E-cribs · Diagram: Keith Rose's Diagrams

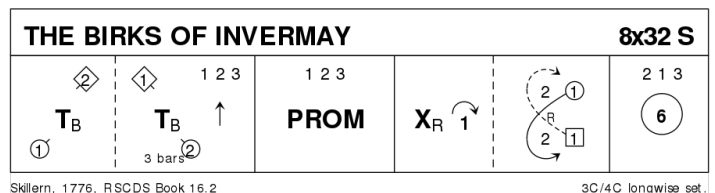
- 1- 1c turn RH, cast off one (2c up) ; turn LH, cast off one (3c up)
- 9- 1c lead down the middle (3c down) ; and up to face 1cnrs
- 17- 1c set to and turn corners
- 25- 2c+1c+3c Reel3 in sidelines (Lsh to 1cnr) {6} ; 1c cross (2,1,3)



## 4 THE BIRKS OF INVERMAY S32 · 3/4L

Skillern: RSCDS XVI 2 · Crib: E-cribs · Diagram: Keith Rose's Diagrams

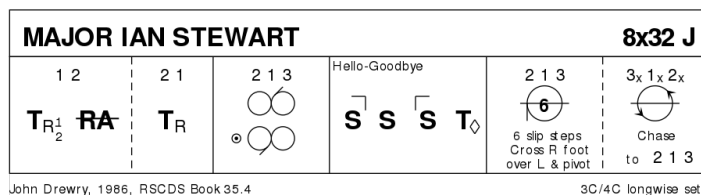
- 1- 1M+2W turn BH ; 1W+2M turn BH {3} to places, [on 8] 1c+2c+3c dance in
- 9- 1c+2c+3c Promenade
- 17- 1c cross RH, cast ; lead up, cross and cast (2c up)
- 25- 2c+1c+3c Circle6 and back



## 5 MAJOR IAN STEWART J32 · 3/4L

John Drewry: RSCDS XXXV 4 · Crib: E-cribs · Diagram: Keith Rose's Diagrams

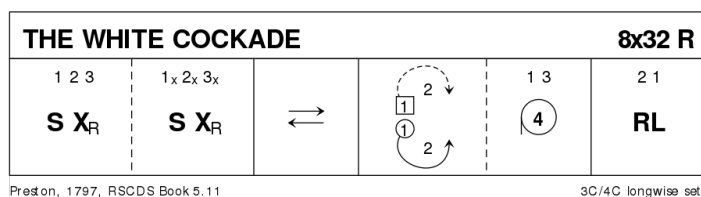
- 1- 1c+2c turn RH ½ into | ½ RHA into ;  
2c+1c turn RH, 2c finish facing out  
(2,1,3)
- 9- Opposing Reels3 on own sides (1c  
inwards, Rsh to 4cnr) 1c finish facing  
1cnr, 2c+3c finish with loops
- 17- SetH&G to (2,1,3)
- 25- Circle6 L {3}, cross R foot over L and chase back cclw to (2,1,3)



## 6 THE WHITE COCKADE R32 · 3/4L

Preston (18C): RSCDS V 11 · Crib: E-cribs · Diagram: Keith Rose's Diagrams

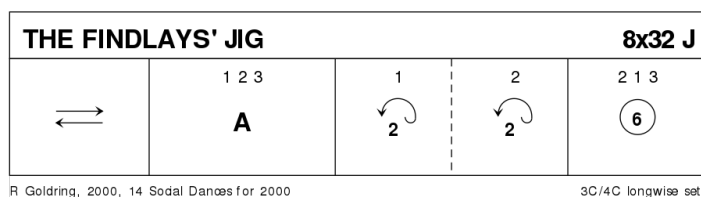
- 1- 1c+2c+3c set and cross RH ; repeat
- 9- 1c lead down the middle ; and up,  
staying in the middle
- 17- 1c long cast to 2pl (2c up) ; 1c+3c  
circle4 L
- 25- 2c+1c R&L.



## 7 THE FINDLAYS' JIG J32 · 3/4L

Roy Goldring: 14 Social Dances for 2000 · Crib: E-cribs · Diagram: Keith Rose's Diagrams

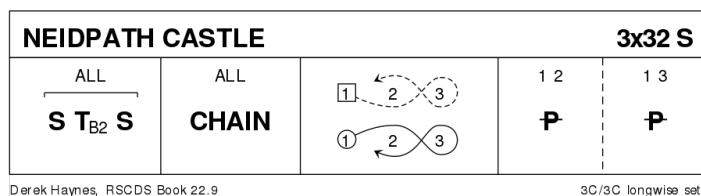
- 1- 1c lead down the middle and up, 2c+3c  
step in for
- 9- 1c+2c+3c Allemande (to 3,2,1)
- 17- 1c long cast to 1pl (3c+2c down) ; 2c  
repeat (1c+3c down) (2,1,3)
- 25- Circle6 and back



## 8 NEIDPATH CASTLE S32 · 3/3L

Derek Haynes: RSCDS XXII 9 · Crib: E-cribs · Diagram: Keith Rose's Diagrams

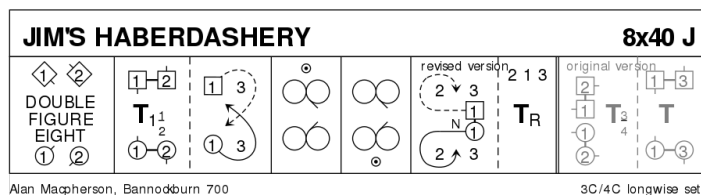
- 1- All set | all turn BH twice | all set
- 9- G-Chain (1c cross to start)
- 17- 1c Fig8 on own side round 2c+3c,  
starting inwards. On [24] 1c+2c dance  
in for
- 25- 1c+2c ½ Pousette, on [28] 1c  
continue slow turn and 3c dance in ; 1c+3c ½ Pousette (2,3,1)



## 9 JIM'S HABERDASHERY J40 · 3/4L

Alan Macpherson: Bannockburn 700 · Crib: E-cribs · Diagram: Keith Rose's Diagrams

- 1-- 1c+2c DbIFig8, 2c begins out and up  
 9-- 1c+2c turn EH 1½ on sidelines ; cast off behind 3c and cross up to (2,1x,3)  
 17-- Mirror Reels3 on the sides, 1c starts out and up , At the end 1c cross to (2,1,3)  
 25-- Mirror Reels3 on the sides, 1c starts out and up , At the end 1c face up NHJ between 3c  
 33-- 1c dance to top, cast off ; All turn P RH (2,1,3)

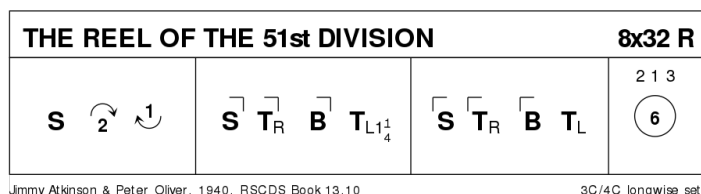


The deviser prefers his original [33-40]: 1c dance up and turn 2c EH (2,1,3) ; 1c turn 3c other hand (2,1,3)

## 10 THE REEL OF THE 51ST DIVISION R32 · 3/4L

James Edward McCartney Atkinson: RSCDS XIII 10 · Crib: E-cribs · Diagram: Keith Rose's Diagrams

- 1– 1c set | cast off two places (2c up) and lead up to 1cnrs  
 9– 1c set to 1cncr | turn 1cncr RH and join LH in the middle ; BiL | turn 1¼ LH to 2cnrs  
 17– Repeat with 2cnrs | cross to (2,1,3)  
 25– 2c+1c+3c circle6 and back.



## 11 EXTRA

## 12 THE TRIUMPH R24 · 4/4L

Nathaniel Gow: RSCDS I 2 · Crib: E-cribs · Diagram: Keith Rose's Diagrams

- 1– 1c lead down the middle and up, 1M presents 1W to 2M  
 9– 1W+2M (NHJ), followed by 1M, dance down the middle ; 1W+2M turn inwards and 1M joins (1W hands crossed and joined to outer hands of 1M+2M, their NH making arch above 1W), all three dance up in TRIUMPH to finish 2M in own place and 1c BHJ on opposite sides  
 17– 1c Poussette down the middle to bottom pl (¼ R turn, progress, ¼ turn, ¼ turn, progress, progress with ¼ turn, ½ turn to own side, fall back to sides), (all other couples step up on 23-24).

