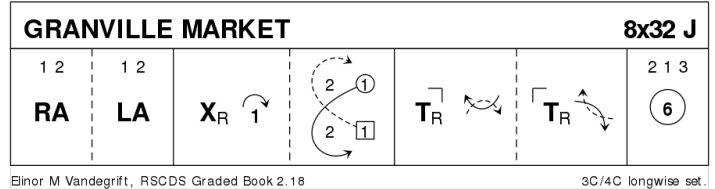


Adel Christmas Tea Dance 10th December 2018

1 GRANVILLE MARKET J32 · 3/4L

Elinor M Vandegrift: A Second Book of Graded Scottish Country Dances · Crib: E-cribs · Diagram: Keith Rose's Diagrams

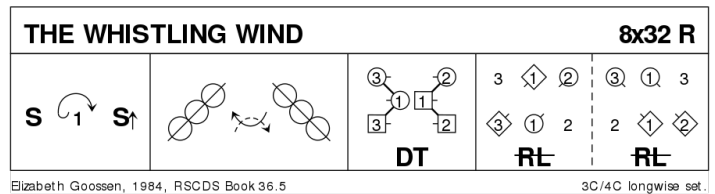
- 1- 1c+2c RHA, LHA
- 9- 1c cross RH | cast (2c up) ; ½ Fig8 up to face 1cnr
- 17- 1c turn 1cnr RH | pass Rsh ; turn 2cnr RH | pass Rsh to (2,1,3)
- 25- Circle6 and back



2 THE WHISTLING WIND R32 · 3/4L

Elizabeth Goossen: RSCDS XXXVI 5 · Crib: E-cribs · Diagram: Keith Rose's Diagrams

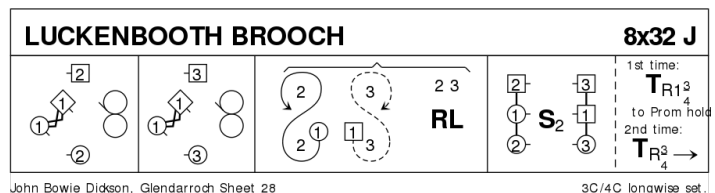
- 1- 1c set | long cast to 2pl (2c up on [5-6]) | set advancing to 1cnrs
- 9- 1c ½Reel4 with 1cnrs, pass Rsh ; 1c ½Reel4 with 2cnrs finishing BtoB in the middle, 1M facing up, 1W down
- 17- DT up / down, finish 2pl own side (3x,1,2x)
- 25- diagonal R&L (M down, W up) (2,1,3)



3 THE LUCKENBOOTH BROOCH J32 · 3/4L

John Bowie Dickson: Reels and Wheels (CD booklet) · Crib: E-cribs · Diagram: Keith Rose's Diagrams

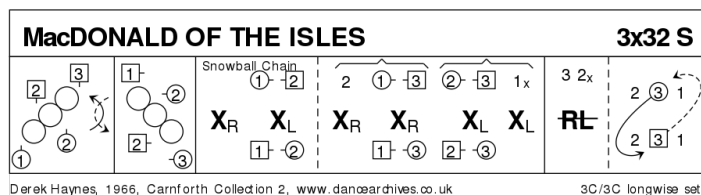
- 1- 1c in promhold (1M on the R) Reel3 with 2c (Rsh to 2M), 2c finish in 1pl
- 9- Repeat with 3c, finish in centre, facing M side, 1M above 1W
- 17- 2c+3c dance R&L **while{8}** 1c dance out on M side, divide and cast to meet in centre, dance out on W side, divide and cast into
- 25- In lines across 1M+2c facing 1W+3c set twice ; 1c turn RH 1¼ to promhold to continue (2,1,3) (on 2nd time through, turn RH ¾ and dance down to 4pl (4c up))



4 MACDONALD OF THE ISLES S32 · 3/3L

Derek Haynes: Carnforth Collection of SC Dances 2 · Crib: E-cribs · Diagram: Keith Rose's Diagrams

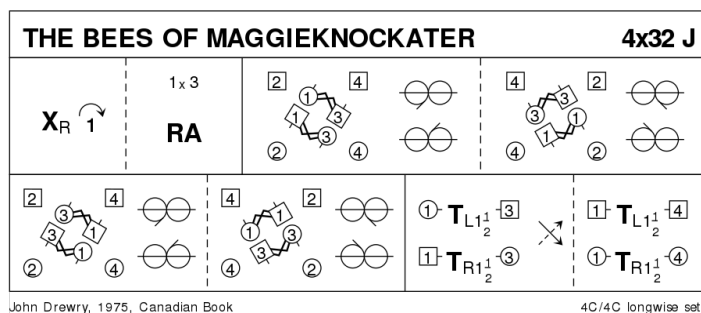
- 1-- 2c diagonal Reel4 with 1cnrs, at end dance Lsh round P to face 2cnrs
- 9-- 2c diagonal Reel4 with 2cnrs (2cnr loop by the R) (to 1,2,3)
- 17-- 1c+2c+3c »snowball« G-Chain (1c begin, 2 bars per hand) (to 3,2x,1)
- 25-- 3c+2c ½ R&L ; 3c ½ Fig8 R (3M up, 3W down) (2,3,1)



5 THE BEES OF MAGGIEKNOCKATER J32 · 4/4L

John Drewry: The Canadian Book of Scottish Country Dances · Crib: E-cribs · Diagram: Keith Rose's Diagrams

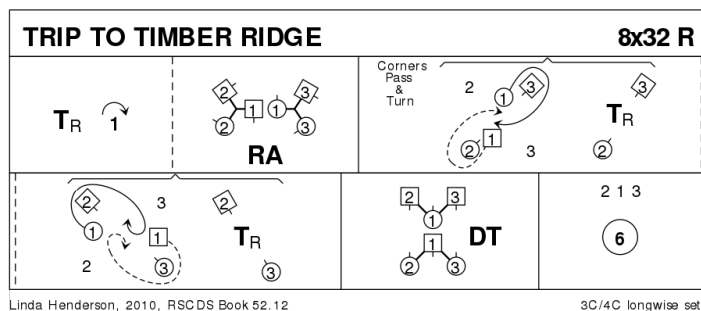
- 1-- 1c cross RH | cast off (2c up) ; 1c+3c RHA, finish as pairs 1M+3W & 3M+1W facing out on W/M side in promhold
- 9-- Pairs+ 2c+4c Rsh ½Reels3 on sides ; pairs meet & take P in promhold for Lsh ½Reels3 on sides
- 17-- Meet and repeat (as pairs Rsh ½Reels3 ; with P Lsh ½Reels3)
- 25-- 1c (passing inside) turn 3c 1½ Easy Hand ; 1c cross and passing inside turn 4c EH 1½ (to 2,3,4,1)



6 TRIP TO TIMBER RIDGE R32 · 3/4L

Linda Henderson: RSCDS LII 12 · Crib: E-cribs · Diagram: Keith Rose's Diagrams

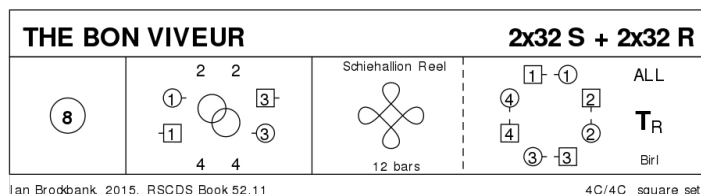
- 1-- 1c turn RH | cast (2c up) ; 1W+2c & 1M+3c RHA, 1c facing 1cnrs at end
- 9-- Corners Pass and Turn, on [16] 1c pull Rsh back to finish BtoB in centre facing opposite side
- 17-- DTr, on [23-24] 1c Petronella turn to 2pl (2,1,3)
- 25-- Circle6 and back



7 THE BON VIVEUR M64 · 4S

Ian Brockbank: RSCDS LII 11 · Crib: E-cribs · Diagram: Keith Rose's Diagrams

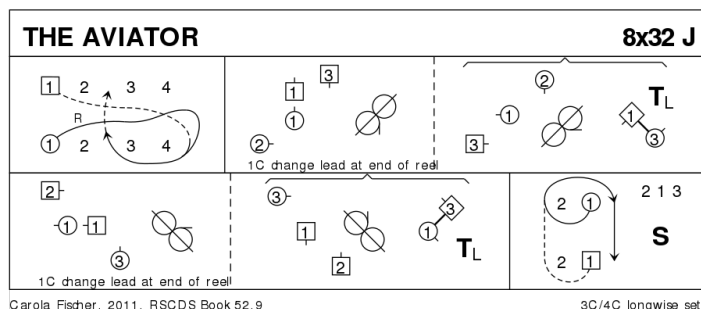
- 1-- Circle8 and back
- 9-- 1c+3c Men's Chain
- 17-28 12 bars of Schiehallion reel (4,1,2,3)
- 29-32 All Birl or Turn P RH (4,1,2,3)



8 THE AVIATOR J32 · 3/4L

Carola Fischer: RSCDS LII 9 · Crib: SCDDDB Contributed Cribs & Diagrams · Diagram: Keith Rose's Diagrams

- 1- 8** 1s lead down the middle; on bar 4, 1M crosses 1W in front of him. | 1W, followed by 1M, cast behind 4M and 3M to 2nd place.
- 9-16** 1s, with W leading, half dolphin reel on 1st diagonal. | 1M dance 2nd half reel of 3 on 1st diagonal, while 1W and 3M turn LH.
- 17-24** 1s, with M leading, half dolphin reel on 2nd diagonal. | 1W dance 2nd half reel of 3 on 2nd diagonal, while 1M and 3W turn LH.
- 25-32** In {6}, 1W cast up round 2M and across the top, 1M dance up round 2W, both cast behind 2W to 2nd place as 2s step up and face in; 2s, 1s & 3s set.



Carola Fischer, 2011, RSCDS Book 52.9

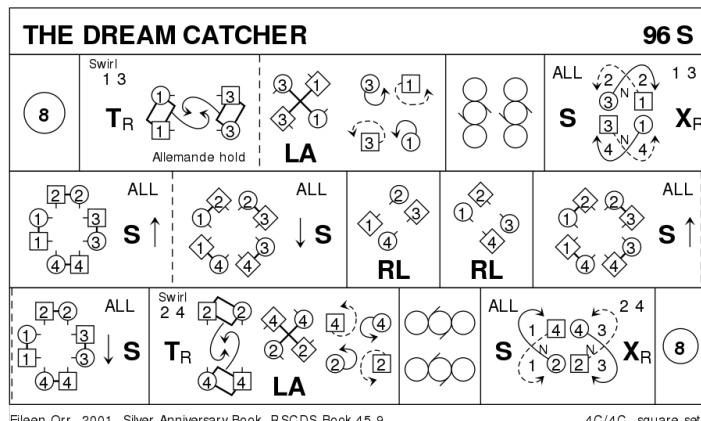
3C/4C longwise set.

9 THE DREAM CATCHER S96 · 4S

Eileen Orr: RSCDS XLV 9 · Crib: E-cribs · Diagram: Keith Rose's Diagrams

Part 1

- 1-** All Circle8 and back
- 9-** The Swirl: 1c+3c turn RH into Allemande hold facing in | dance Lsh round other C half way ; 1c+3c LHA, on [16] let go and swivel L to face side couples, BtoB with P, 1c below 3c
- 17-** Parallel Rsh Reels4 across, finish as at start
- 25-** All set | 1M+3W & 3M+1W NHJ dance out between side couple, cross and cast to own places, change place with P RH



Eileen Orr, 2001, Silver Anniversary Book, RSCDS Book 45.9

4C/4C square set.

Part 2

- 1-** All set | advance to middle and form circle ; retire with cnr | set
- 9-** 1W+4M & 3W+2M R&L, starting across the set
- 17-** 1M+2W & 3M+4W R&L, starting across the set
- 25-** All set | advance to middle and form circle ; retire with P | set

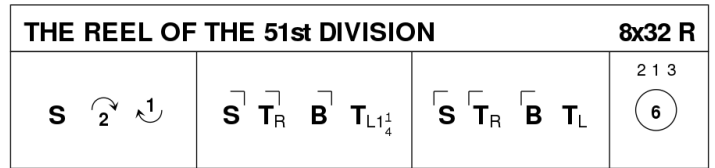
Part 3

- 1-24** 2c+4c starting, repeat part 1, 9-32 in the other orientation (The Swirl, Reels4 up/dn, return to places)
- 25-** All Circle8 and back

10 THE REEL OF THE 51ST DIVISION R32 · 3/4L

James Edward McCartney Atkinson: RSCDS XIII 10 · Crib: E-cribs · Diagram: Keith Rose's Diagrams

- 1- 1c set | cast off two places (2c up) and lead up to 1cnrs
- 9- 1c set to 1cnr | turn 1cnr RH and join LH in the middle ; BiL | turn 1¼ LH to 2cnrs
- 17- Repeat with 2cnrs | cross to (2,1,3)
- 25- 2c+1c+3c circle6 and back.



Jimmy Atkinson & Peter Oliver, 1940, RSCDS Book 13.10

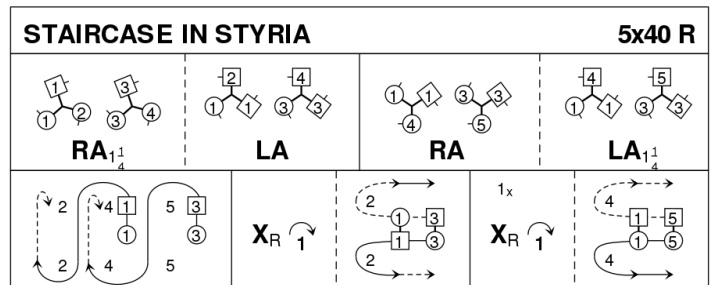
3C/4C longwise set.

11 EXTRAS

12 STAIRCASE IN STYRIA R40 · 5/5L

Margaret Gray: CD booklet of The Sunday Class Dance Book 2 · Crib: E-cribs · Diagram: Keith Rose's Diagrams

- 1- 1c+2M & 3c+4M RHA 1¼, 1c & 3c finishing in middle facing down, other cpls in own place ; 1c+2W & 3c+4W LHA, finish facing down
- 9- 1c+4M & 3c+5M RHA same way ; 1c+4W & 3c+5W LHA, 1W & 3W face out on own side with P behind
- 17- 1c & 3c (W leading) cast up 1 place, cross, cast up on M side to original places the W looping R
- 25- 1c cross | cast 1 (2c up) ; 1c followed by 3c dance up & cast to (2,3,1x,4,5)
- 33- 1c cross | cast 1 (4c up) ; 1c followed by 5c dance up & cast to (2,3,4,5,1)



Margaret Gray

5C/5C longwise set.