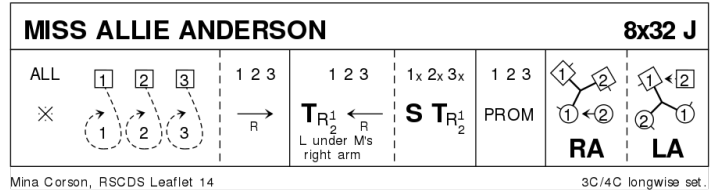


RSCDS Leeds Branch Dance Saturday 20th January 2018

1 MISS ALLIE ANDERSON J32 · 3/4L

Mina Corson: *The Leaflet Dances with Music* · Crib: *Eric's E-cribs* · Diagram: *Keith Rose's Diagrams*

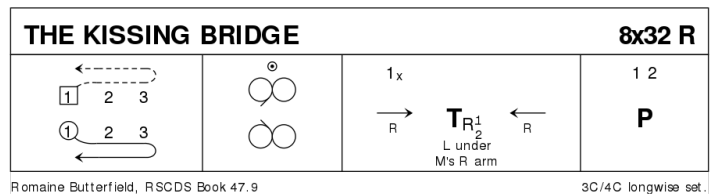
- 1- All clap, 1W+2W+3W dance Rsh once round P to face down with him RHJ ; All lead down the middle
- 9- All M turn P under R arm and lead up to (1x,2x,3x) ; All set, ½ RH turn into
- 17- 1c+2c+3c Promenade (1,2,3)
- 25- 1c+2W RHA, 1M finishing 2pl own side (2M up on [3-4]) ; 1c+2M LHA (2W up on [7-8]) to (2,1,3)



2 THE KISSING BRIDGE R32 · 3/4L

Romaine Butterfield: *RSCDS XLVII 9* · Crib: *Eric's E-cribs* · Diagram: *Keith Rose's Diagrams*

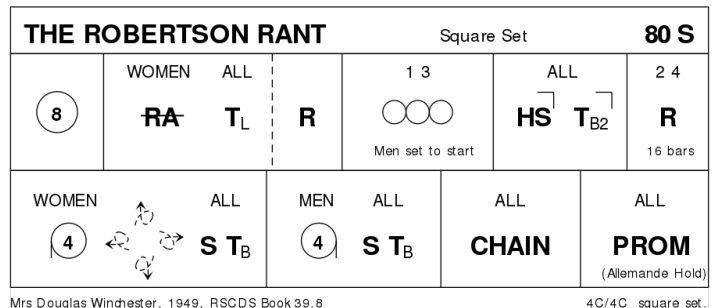
- 1- 1c cast behind own lines and cast back
- 9- 1c cross down into Mirror Reels3 on opposite sides (1x,2,3)
- 17- 1c lead down, cross (M below W, who passes under M's arm) ; and up, 2c steps in for
- 25- 1c+2c Poussette



3 THE ROBERTSON RANT S80 · 4S

Mrs Douglas Winchester: *RSCDS XXXIX 8* · Crib: *Eric's E-cribs* · Diagram: *Keith Rose's Diagrams*

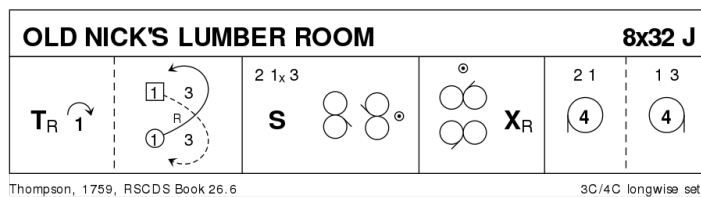
- 1- All Circle8 and back
- 9- Double L chain (women ½ RHA, turn opposite M LH ; ½ RHA, turn P LH, to own places)
- 17- 1c+3c Reel4, (W pass left shoulder, M set on [17-18], at the end W slow down and M speed up, face and acknowledge P and pull back inner shoulder to face corners.
- 25- All set to corner H.Schottische ; turn cnr BH twice
- 33-48 2c+4c repeat [17-32]
- 49- Women Circle4 L (at end pull back Rsh to face out) ; set to and turn P BH.
- 57- Men circle4 R, pull back Lsh ; set to and turn P BH.
- 65- G-Chain (one step per hand)
- 73- Promenade cclw round the set in Allemande hold, M bring W into middle of set and hold RH for bow and curtesy



4 OLD NICK'S LUMBER ROOM J32 · 3/4L

RSCDS XXVI 6 · Crib: Eric's E-cribs · Diagram: Keith Rose's Diagrams

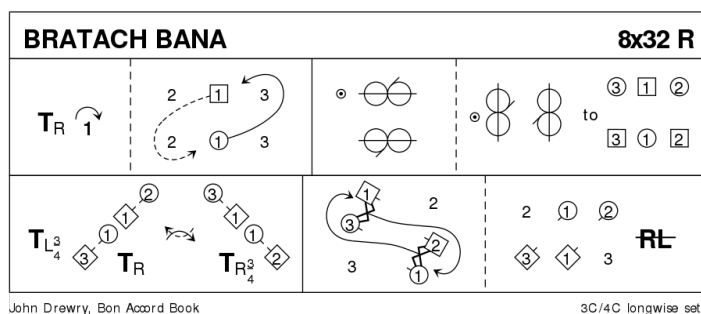
- 1- 1c turn RH | cast off (2c up) ; lead between 3c and cross | cast up (to 2,1x,3)
- 9- All set | Rsh Reels3{6} across (W up, M down) (2,1x,3)
- 17- Reels3{6} on the sides, Rsh to 2cncr | 1c cross RH and face up NHJ
- 25- 2c+1c circle4 L ; 1c turn towards each other into 1c+3c circle4 R.



5 BRATACH BANA R32 · 3/4L

John Drewry: Bon Accord Book of Scottish Country Dances · Crib: Eric's E-cribs · Diagram: Keith Rose's Diagrams

- 1- 1c turn RH | cast off (2c up) ; ½ Fig8 to R around 1cncr (to 2,1x,3)
- 9- ½Reel3 on sides (Rsh to 2cncr) ; ½Reel3 across (Lsh to 3cncr position), finish on sides (3x,1,2x)
- 17- 1c turn ¾ LH, Turn 1cncr person (3cncr position) RH ; pass Rsh, turn 2cncr person (4cncr position) ¾ RH to promhold (cncr on the right)
- 25- These pairs change places Rsh | drop left hand and turn RH ½ to sidelines ; half diagonal R&L (1st diagonal direction)

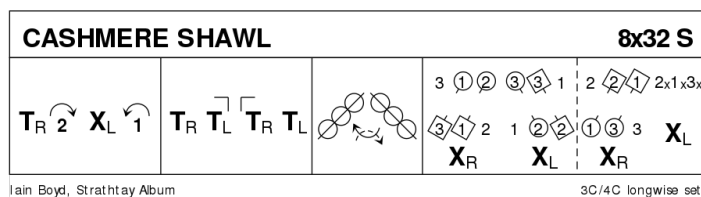


Note on [27-28]: originally 2 PdB. modified by Drewry to SkCh. O. Otto says best variant is corners in PdB, 1c in SkCh

6 THE CASHMERE SHAWL S32 · 3/4L

Iain Boyd: The Strathstay Album · Crib: Eric's E-cribs · Diagram: Keith Rose's Diagrams

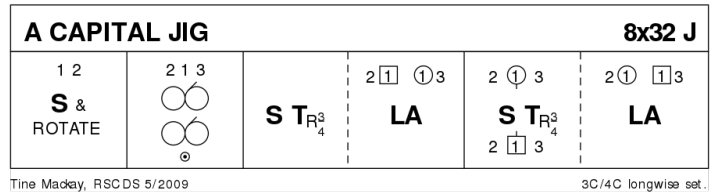
- 1- 1c turn RH | cast off 2 (2c+3c up) ; cross LH | cast up to 2pl (3c down) (2,1x,3)
- 9- 1c turn P RH, 1cncr LH ; 2cncr RH, P LH to face 1cnrs
- 17- ½Reel4 on 1diag and pass Rsh ; ½Reel4 on 2diag ; ending (3x,1x,2x)
- 25- (»Chain«:) Middle couple change places RH with person diag. to R | new middles repeat LH and L ; repeat R, all C cross LH (2,1,3)



7 A CAPITAL JIG J32 · 3/4L

Tine E MacKay: Magazine Dances 2005-2009 · Crib: Eric's E-cribs · Diagram: Keith Rose's Diagrams

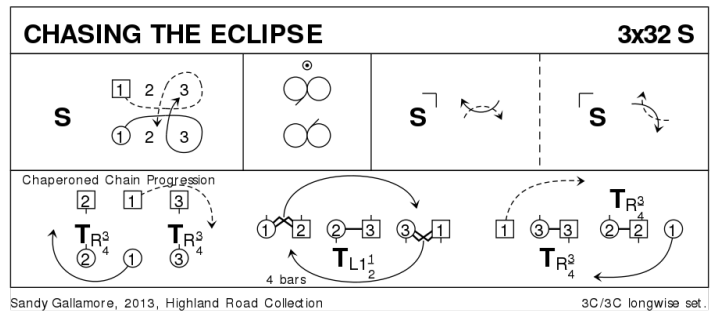
- 1- 1c+2c Set&Rotate, finish 1c facing 2c (2,1,3)
- 9- Rsh Reels3 on the sides
- 17- 1c set | turn $\frac{3}{4}$ RH ; 2c+1W & 1M+3c LHA (to 2,1x,3)
- 25- 1c set | turn $\frac{3}{4}$ RH ; 2c+1M & 1W+3c LHA (2,1,3)



8 CHASING THE ECLIPSE S32 · 3/3L

Sandy Gallamore: The Highland Road Collection · Crib: SCDDDB Contributed Cribs & Diagrams · Diagram: Keith Rose's Diagrams

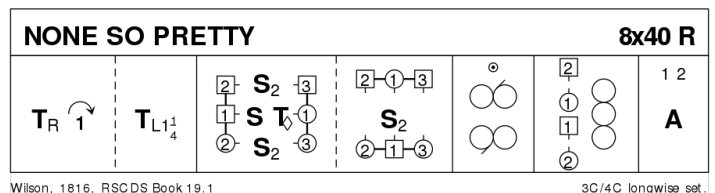
- 1-8 1C set, dance NH down the center + cast up to 2pl & cross to face 1crr.
- 9-16 Reel 3 on sides - 1C pass 1crr Rsh to begin.
- 17-24 1C+1crr set , 1C spiral Rsh rnd ptrn to face 2crr ; 1C+2crr set , 1C spiral Rsh to face out 2pl own side.
- 25-32 All dance Chaperoned Chain Progression. End 3 1 2.



9 NONE SO PRETTY R40 · 3/4L

Thomas (19C) Wilson: RSCDS XIX 1 · Crib: Eric's E-cribs · Diagram: Keith Rose's Diagrams

- 1- 1c turn RH, cast off (2c up) ; turn $1\frac{1}{4}$ LH to finish 1W/1M between 2c/3c
- 9- set twice in lines across, on [11-12] 1c petronella to opposite sidelines ; 2c+1c+3c set twice (2,1x,3)
- 17- Reels3 on sidelines (Rsh to 2cns), 1c finish BtoB between 2c facing opposite side (no loops at the end)
- 25- 1c+2c Reel4 across, at end 1c meet as 2c curves down into
- 33- 1c+2c Allemande (2,1,3)

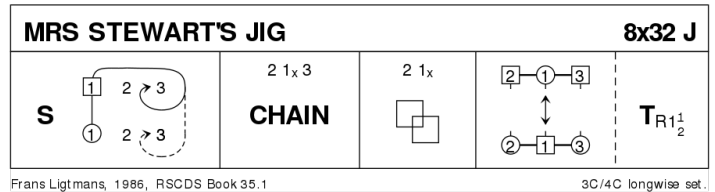


10 PROGRAMME ITEM – Interval

11 MRS STEWART'S JIG J32 · 3/4L

Frans Ligtmans: RSCDS XXXV 1 · Crib: Eric's E-cribs · Diagram: Keith Rose's Diagrams

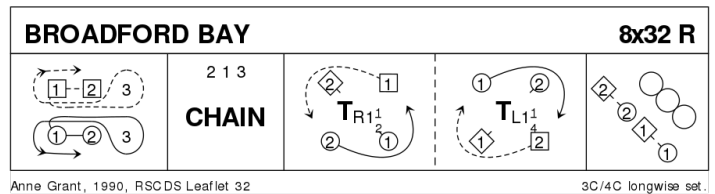
- 1-- 1c set | 1W casts, 1M following, round 3W, 1W dances up round 3M and 1M dances up the middle, 1c face 3c (2c up on 7-8) (2,1x,3)
- 9-- 2c+1c+3c G-Chain (2c cross), 2M+1M finish facing out
- 17-- 2c+1c L-Chain
- 25-- 2c+1c+3c A&R ; 1c turn RH 1½ to (2,1,3)



12 BROADFORD BAY R32 · 3/4L

Anne Grant: The Leaflet Dances with Music · Crib: Eric's E-cribs · Diagram: Keith Rose's Diagrams

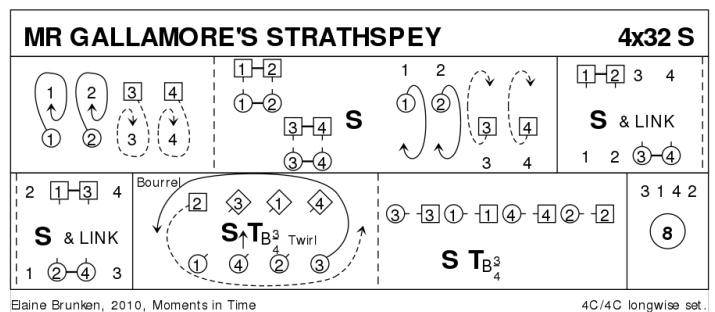
- 1-- 1c (leading)+2c (dance up to begin), dance between 3c, cast up and dance to top, and 1c cast off (to 2,1,3)
- 9-- 2c+1c+3c G-Chain (2c cross to start), finish 2M & 1W facing out (2,1,3)
- 17-- 2W+1M turn RH 1½ **while{4}** 2M+1W chase ½ round cclw ; 2W+1M chase ½ round clw to 1W/2M places **while{4}** 2M+1W turn LH 1¼ to face P on 2diagonal
- 25-- 2c+1c diagonal Reel4 (to 2,1,3)



13 MR. GALLAMORE'S STRATHSPEY S32 · 4/4L

Elaine Brunken: Moments in Time · Crib: Eric's E-cribs · Diagram: Keith Rose's Diagrams

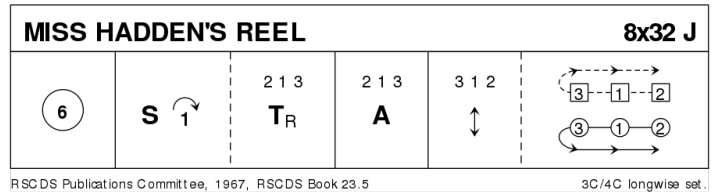
- 1-- 1M+2M & 3W+4W dance Rsh round P and face P ; set to P | cast away (Rsh back) to own place
- 9-- 1W+2W & 3M+4M S&Link on the side ; 1W+3W & 2M+4M S&Link [positions now: 1M,4M,2M,3M facing 2W,3W,1W,4W]
- 17-- "4C Bourrel": 2W & 3M cross and cast L to other end on midline while{4} 1M+4M+2M who face 3M+1W+4W (diagonally) set advancing | turn opposite BH ½, twirl R to face P along the midline ; All set | turn BH ¾ to (3,1,4,2)
- 25-- Circle8 and back



14 MISS HADDEN'S REEL J32 · 3/4L

RSCDS: RSCDS XXIII 5 · Crib: Eric's E-cribs · Diagram: Keith Rose's Diagrams

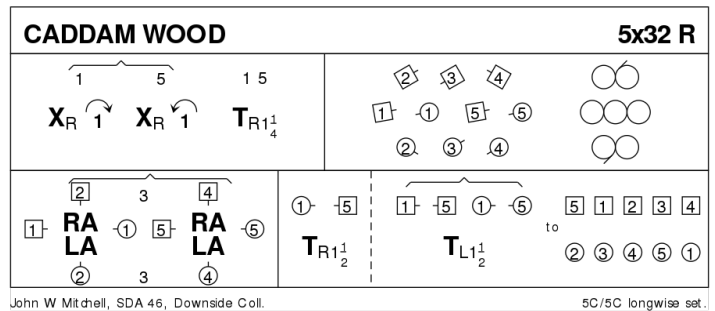
- 1- 1c+2c+3c Circle6 and back
- 9- 1c set | cast off (2c up) ; 2c+1c+3c turn RH into
- 17- 2c+1c+3c Allemande (3,1,2)
- 25- All A&R ; 3c followed by 1c cast off and 2c dance up to (2,1,3) (second time: 3c dance through 4pl to 3pl and 1c dance to 4pl)



15 CADDAM WOOD R32 · 5/5L

John W Mitchell: Downside Collection · Crib: Eric's E-cribs · Diagram: Keith Rose's Diagrams

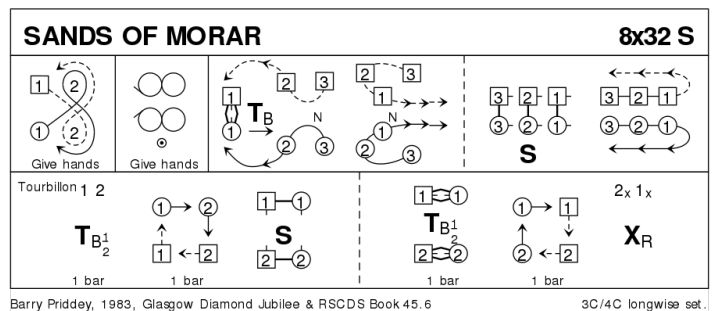
- 1- 1c+5c cross RH and cast one towards middle of set ; 1c+5c turn 1/4 RH to centre line (M face up, W down)
- 9- 1c+5c Reel4 while{8} 2M+3M+4M & 2W+3W+4W Reels3 on sides (3c starts inwards giving Rsh)
- 17- 1c+2c & 4c+5c RHA ; LHA (1c+5c finish in the middle)
- 25- 1M+5W 1 1/2 RH turn ; 1W+5W & 1M+5M 1 1/2 LH turn, each pair ending on own sides, (on [29] 2M+3M+4M & 2W+3W+4W step one place to the left) (finishing order M 2-3-4-5-1 and W 5-1-2-3-4, i.e. not facing own P)



16 SANDS OF MORAR S32 · 3/4L

Barry Priddey: RSCDS XLV 6 · Crib: Eric's E-cribs · Diagram: Keith Rose's Diagrams

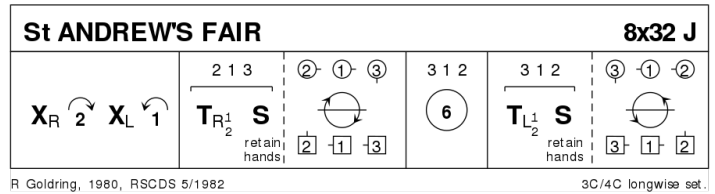
- 1- 1c Fig8 round 2c, giving hands
- 9- All Mirror Reels3 on own side, 1c starts in, join hands on meeting P
- 17- 1c turn BH moving down and dance to 3pl NHJ while{ } 2c+3c continue reel to top and follow behind 1c ; 3c+2c+1c set facing down | 1c cast to top, 2c+3c following to finish (1,2,3)
- 25- 1c+2c Tourbillon (1c+2c turn P BH 1/2, opening out to one place clw in the square (1c to W side, 2c to M side) | 1c set to 2c ; repeat figure (to 2x,1x) | 2c+1c cross RH (2,1,3)



17 ST ANDREW'S FAIR J32 · 3/4L

Roy Goldring: *Five Scottish Country Dances 1982* · Crib: *Eric's E-cribs* · Diagram: *Keith Rose's Diagrams*

- 1- 1c cross RH | cast off 2 (2c up) ; cross LH and cast up (2,1,3)
- 9- All turn RH ½ | retain hold & set ; all chase clw to own sides (3,1,2)
- 17- 3c+1c+2c Circle6 and back
- 25- All turn LH ½ | retain hold & set ; all chase cclw to (2,1,3)

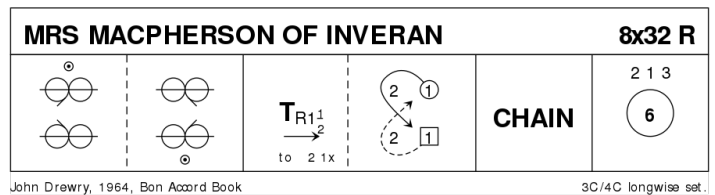


note: 3c does not move on bars 1-8.

18 MRS MACPHERSON OF INVERAN R32 · 3/4L

John Drewry: *Bon Accord Book of Scottish Country Dances* · Crib: *Eric's E-cribs* · Diagram: *Keith Rose's Diagrams*

- 1- 1c+2c+3c Inveran Reels3 (1c crossing top and bottom)
- 9- 1c turn RH 1½ into 2plx facing out (2c up) ; 1c cast up round 2c and cross down to (2,1,3)
- 17- G-Chain (2c cross)
- 25- circle6 and back

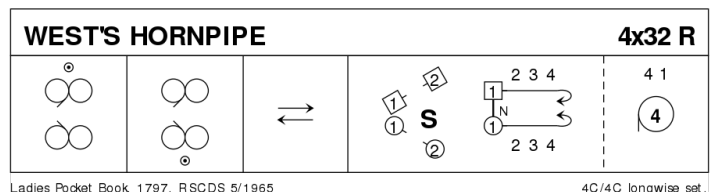


19 PROGRAMME ITEM – Extras

20 WEST'S HORNPIPE R32 · 4/4L

Five Traditional Scottish Country Dances for 1965 · Crib: *Eric's E-cribs* · Diagram: *Keith Rose's Diagrams*

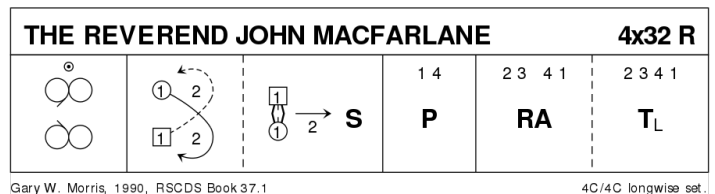
- 1- 1c+2c+3c mirror Reels3 on opposite sides (1c cross down, 2c out and up)
- 9- Repeat, 1c now to own sides
- 17- 1c lead down ; and up to top to face 2c from the middle diagonally
- 25- 1c set to 2c | dance to the bottom (2c+3c+4c up) and turn inwards into ; 4c+1c Circle4 L.



21 THE REVEREND JOHN MACFARLANE R32 · 4/4L

Gary W Morris: *RSCDS XXXVII 1* · Crib: *Eric's E-cribs* · Diagram: *Keith Rose's Diagrams*

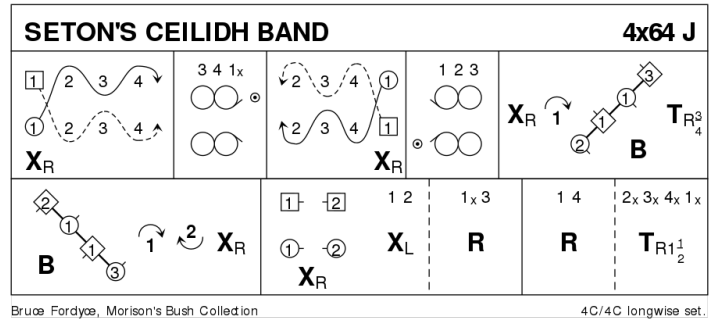
- 1- 1c cross down into Mirror Reels3 on opposite sides with 2c+3c (1x,2,3)
- 9- 1c ½ Fig8 round 2c ; 1c (BHJ) slip down to between 3c | set (top foot starting) (2c+3c up, 4c step in)
- 17- 1c+4c Pousette (2,3,4,1)
- 25- 2c+3c & 4c+1c RHA ; all C turn LH (3M polite L turn into next repetition).



22 SETON'S CEILIDH BAND J64 · 4/4L

A Bruce Fordyce: The Bruce Fordyce Memorial Collection · Crib: Eric's E-cribs · Diagram: Keith Rose's Diagrams

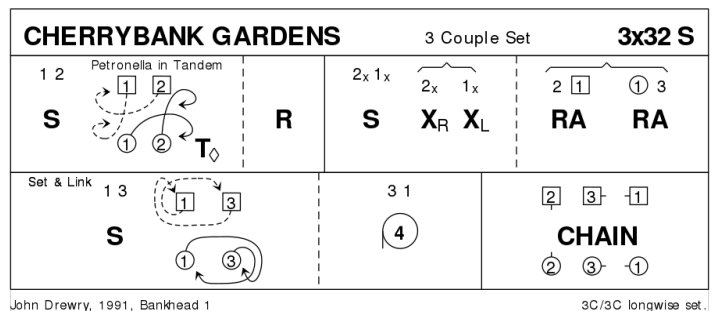
- 1- 1c cross RH, cast (2c up) ; dance between 3c (3c up) , behind 4c (4c up) to (2,3,4,1x)
- 9- 3c+4c+1c Reel3 on side (1c in, 4c out and down to begin)
- 17- 1c repeat bars 1-8 from 4th position, dancing up the set (1,2,3,4)
- 25- 1c+2c+3c Reels3 on side (1c in, 2c up and out to begin)
- 33- 1c cross RH | cast (2c up) and give RH to P, LH to 1cnr ; BiL, 1c turn RH to 2cnr
- 41- 1c+2cnrs BiL, 1c cast off behind 3c, lead up RH crossing over to 1pl own side facing down (2c down)
- 49- 1c+2c ½ R&L, giving RH on the side to begin ; repeat with 3c
- 57- Repeat with 4c ; all C turn RH 1½.



23 CHERRYBANK GARDENS S32 · 3/3L

John Drewry: Bankhead Book Part 1 · Crib: Eric's E-cribs · Diagram: Keith Rose's Diagrams

- 1- 1c+2c set | petronella in tandem ; repeat (2x,1x,3)
- 9- 2c+1c set | 2c cross RH while{2} 1c cross LH ; 1W+2c & 1M+3c RHA (Teapots) to sidelines (2,1,3)
- 17- 1c+3c S&Link ; 3c+1c circle4 left, end 3c facing 1c for
- 25- G-Chain (2c cross to start) (2, 3, 1)



24 ALL DANCES WILL BE RECAPPED