

CELEBRATION OF BRENDA'S LIFE

1 ALL THE EIGHTS J32 · 3/4L

Brenda Burnell: The Leeds Golden Collection · Crib: SCDDDB Contributed Cribes & Diagrams · Diagram: Keith Rose's Diagrams

- 1-6

7-8

9-16

17-24

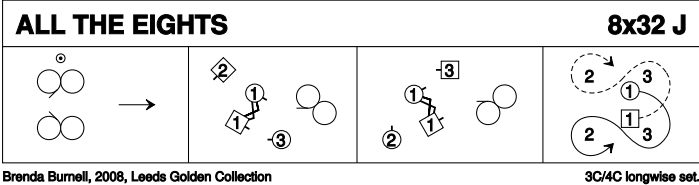
24-32
- Reel of three on the sides, 1s crossing

1s dance down to face 3m, promenade hold, 2c dance to 1st place

1s dance R Sh reel of three with 2nd corners

1s dance L Sh reel of three with 1st corners

1s cross down between 3s, cast up to 2nd place, dance up between 2s, cast to 2nd place own sides



2 MRS MACLEOD R32 · 3/4L

RSCDS VI 11 · Crib: E-cribs · Diagram: Keith Rose's Diagrams

- 1-

9-

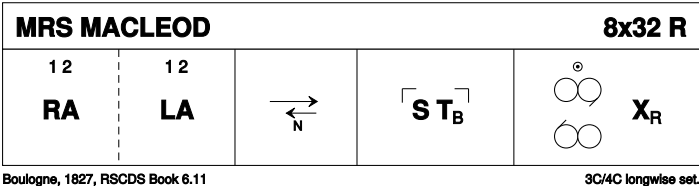
17-

25-
- 1c+2c RHA ; LHA

1c dance down the middle (2c up) ; and up to face 1cnrs

1c set to and turn corners, finish between corners

LSh Reels3{6} on the sides, 1c cross RH (2,1,3)



3 THE ROBERTSON RANT S80 · 4S

Mrs Douglas Winchester: RSCDS XXXIX 8 · Crib: E-cribs · Diagram: Keith Rose's Diagrams

- 1-

9-

17-

25-

33-48

49-

57-

65-

73-
- All Circle8 and back

Double L chain (women ½ RHA, turn opposite M LH ; ½ RHA, turn P LH, to own places)

1c+3c Reel4, (W pass left shoulder, M set on [17-18], at the end W slow down and M speed up, face and acknowledge P and pull back inner shoulder to face corners.

All set to corner H.Schottische ; turn cnr BH twice

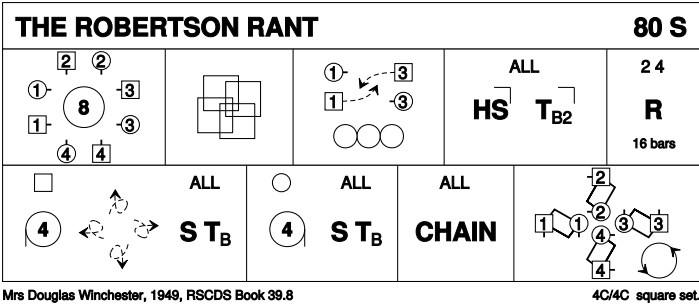
2c+4c repeat [17-32]

Women Circle4 L (at end pull back Rsh to face out) ; set to and turn P BH.

Men circle4 R, pull back Lsh ; set to and turn P BH.

G-Chain (one step per hand)

Promenade cclw round the set in Allemande hold, M bring W into middle of set and hold RH for bow and curtesy



4 FUGAL FERGUS J48 · 3/4L

Hugh Foss: Magazine Dances 2005-2009 · Crib: E-cribs · Diagram: Keith Rose's Diagrams

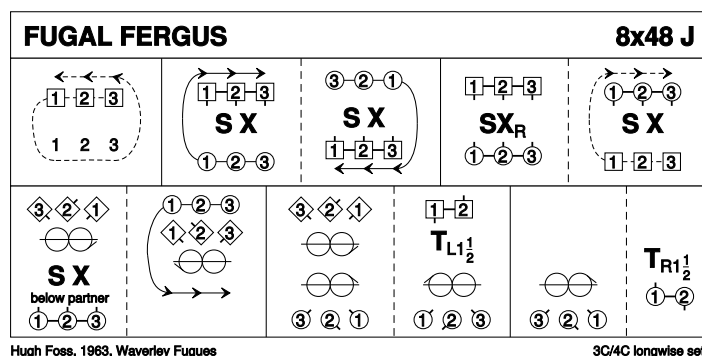
This dance is a fugue; the M copy the W 8 bars later.

1W+2W+3W dance:

- 1– Across the top and behind the men to own places
- 9– Set | cross ; set | cross
- 17– Set | cross RH ; chase clw round top to places (3,2,1)
- 25–40 1½Reel3 on own side (2W starts out and down) {12 bars} ; 1W+2W turn LH 1½ (to 2,1,3)
- 41– stand

while{48}

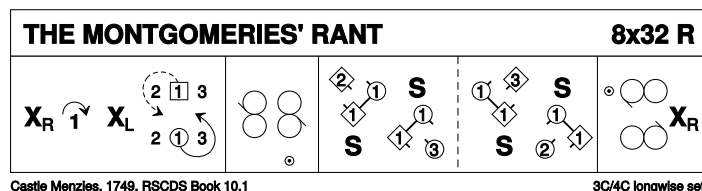
- 1– 1M+2M+3M stand
- 9–48 the M repeat the W's movements in mirror image 8 bars later, giving RH on [19–20].-On [28] the M pass just below their P who is 4 bars into the reel, and face up .



5 THE MONTGOMERIES' RANT R32 · 3/4L

Castle Menzies (18C): RSCDS X 1 · Crib: E-cribs · Diagram: Keith Rose's Diagrams

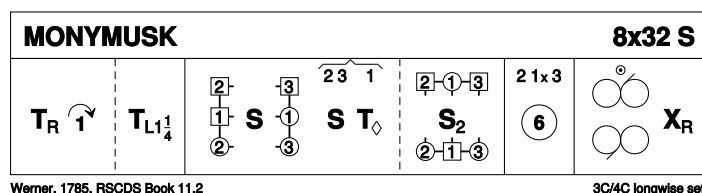
- 1– 1c cross RH | cast off (2c up) ; cross LH | cast L (W up, M down)
- 9– 2c+1W & 1M+3c Rsh Reels3 across
- 17– 1c NHJ set to 2W (swivel ½ inwards), set to 3M (veer L together), set to 3W (swivel ½ inwards), set to 2M (and face own 2cnr)
- 25– Reels3{6} on the sides, Rsh to 2cnr | 1c cross RH to 2pl



6 MONYMUSK S32 · 3/4L

John Preston (18C): RSCDS XI 2 · Crib: E-cribs · Diagram: Keith Rose's Diagrams

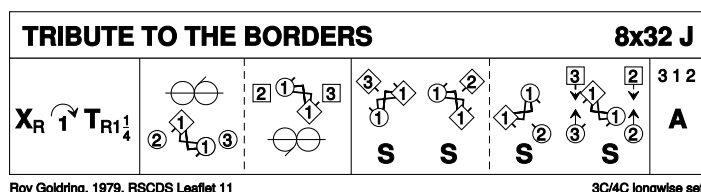
- 1– 1c turn RH | cast off (2c up) ; 1c turn 1¼ LH into
- 9– 1W+2c & 1M+3c set twice in lines across, but on [11–12] 1c Petronella to opposite sideline ; all set twice on sidelines (2,1x,3)
- 17– 2c+1c+3c circle6 and back
- 25– Reels3{6} on the sides (Rsh to 2cnr) | 1c cross (2,1,3)



7 TRIBUTE TO THE BORDERS J32 · 3/4L

Roy Goldring: *The Leaflet Dances with Music* · Crib: *E-cribs* · Diagram: Keith Rose's Diagrams

- 1– 1c cross RH | cast (2c up) ; turn 1¼ RH to promhold facing M side
 9– 1c Rsh ½Reel3 with 2M+3M ; Rsh ½Reel3 with 3W+2W, 1c finish in centre facing 3W (now in 1W pl)
 17– 1c set to 3W pulling Rsh back | set to 2W ; set to 2M | 1c set to 3M **while**{2} 3c+2c set advancing into
 25– 3c+1c+2c Allemande

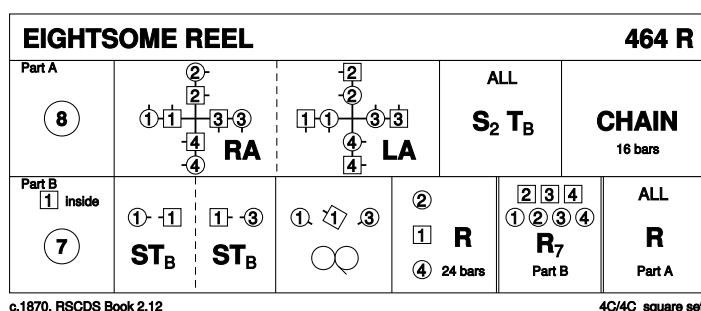


8 THE EIGHTSOME REEL R464 · 4S

RSCDS II 12 · Crib: *E-cribs* · Diagram: Keith Rose's Diagrams

Part A

- 1– All C circle8 and back
 9– 1W+2W+3W+4W RHA, holding P LH ; all C veer right NHJ to bring M to the middle for LHA back to places, M holding P RH.
 17– All C set to partners twice ; turn partners once BH, to finish facing partners in original places
 25–40 All C G-Chain (2 skip change par hand) to own places, finishing facing the centre (no polite turn)



Part B

- 1– 1W moves to centre, and dances alone (any suitable reel steps) **while**{8} 1M+2c+3c+4c circle7 and back
 9– 1W sets to and turns P BH ; sets to and turns opposite M (3M) BH
 17– 1W+1M+3M Reel3, 1W starts with Lsh to 1M, 1W stays in the centre at the end
 25– Repeat bars 1–8
 33– 1W sets to and turns M on right (4M) BH ; sets to and turns opposite M (2M) BH
 41– 1W+4M+2M Reel3, 1W starts with Lsh to 4M, at the end 1W resumes her original place, and 2W moves into the centre

Repeat part B 7 times, with 2W, 3W, 4W, 1M, ... 4M each in turn in the centre. On bars 9- the W/M in the centre first sets to the P, then to the opposite M/W. In bars 33- the W/M first sets to the M/W on the L (seen from inside) of her/his original position, then the M/W opposite.

repeat part A

Interval

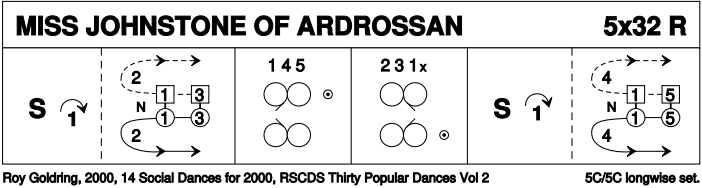
9

MISS JOHNSTONE OF ARDROSSAN

R32 · 5/5L

Roy Goldring: Thirty Popular Dances, Volume Two · Crib: E-cribs · Diagram: Keith Rose's Diagrams

- 1-
- 1c set | cast off (2c up) ; 1c followed by 3c dance up and cast round 2c to (2,3,1,4,5)
- 9-
- 1c+4c+5c mirror Reels3, 1c cross down to enter, 4c start out and up (2,3,1x,4,5)
- 17-
- 2c+3c+1c mirror Reels3, 1c cross up to enter, 3c start out and down
- 25-
- 1c set | cast off to 4pl (4c up) ; 1c followed by 5c dance up and cast round 4c to (2,3,4,5,1)



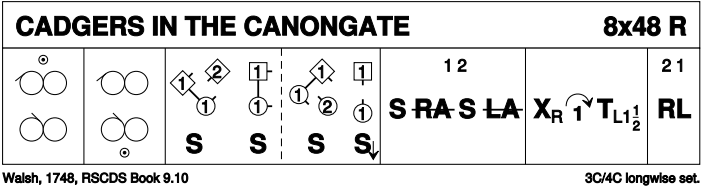
10

CADGERS IN THE CANONGATE

R48 · 3/4L

Walsh (18C): RSCDS IX 10 · Crib: E-cribs · Diagram: Keith Rose's Diagrams

- 1-
- 1c Rsh Reels3 on opposite sides, 1M starts across top (Rsh to 2W), 1W crosses down (Lsh to 3M) (to 1x,2,3)
- 9-
- 1c Rsh Reels3 on own sides, 1W starts across top, 1M crosses down, end in 1pos NHJ (1,2,3)
- 17-
- 1c NHJ set to 2W | move round in PdB to face 2M ; set to 2M | retire in PdB to 1pl
- 25-
- 1c+2c set | ½ RHA ; set | ½ LHA to places
- 33-
- 1c cross RH | cast off one (2c up) ; 1c turn LH 1½ (to 2,1,3)
- 41-
- 2c+1c R&L.



Alternative for [1–8]: 1c ends on own side. See 101 SCD and Manual

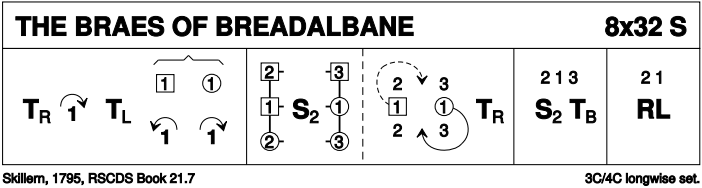
11

THE BRAES OF BREADALBANE

S32 · 3/4L

Thomas Skillern: RSCDS XXI 7 · Crib: E-cribs · Diagram: Keith Rose's Diagrams

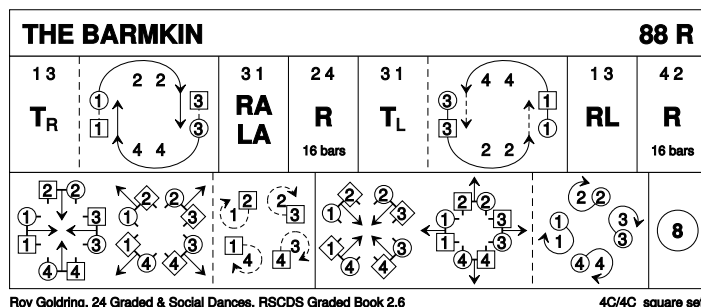
- 1-
- 1c Turn RH, cast off (2c up) ; turn LH, 1M/1W cast L (down/up) to between 3c/2c
- 9-
- Set twice in lines of 3 across ; 1c cast back and Turn RH to (2,1,3)
- 17-
- All set twice in sidelines ; turn partners BH
- 25-
- 2c+1c R&L



12 THE BARMKIN R88 · 4S

Roy Goldring: *A Second Book of Graded Scottish Country Dances* · Crib: *E-cribs* · Diagram: Keith Rose's Diagrams

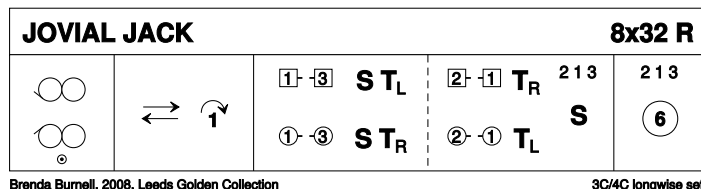
- 1– 1c+3c turn RH and face clw ; chase $\frac{1}{2}$ round set into
- 9– 3c+1c RHA ; LHA to exchanged places (3,2,1,4)
- 17–32 2c+4c repeat [1–16] (3,4,1,2)
- 33– 1c+3c turn LH and face cclw ; chase $\frac{1}{2}$ round set to own places
- 41– 1c+3c R&L (1,4,3,2)
- 49–64 2c+4c repeat [33–48] (1,2,3,4)
- 65– All C NHJ advance | retire “diagonally” NHJ with cnr ; all W dance clw round their cnr
- 73– All pairs advance | retire NHJ with P to places ; all M dance clw round P
- 81– All circle8 and back



13 JOVIAL JACK R32 · 3/4L

Brenda Burnell: *The Leeds Golden Collection* · Crib: *MiniCrib*s · Diagram: Keith Rose's Diagrams

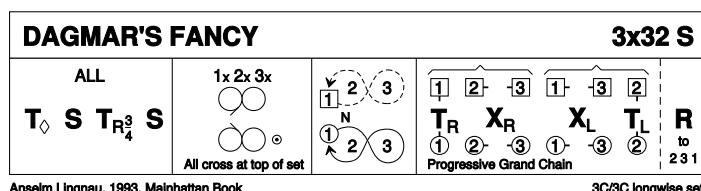
- 1-8 1s+2s+3s dance reflection reels of 3 on sides (1s in & down to start)
- 9-16 1s lead down for 3 bars, lead up to top (3 bars) and 1s cast to 2nd place & face down
- 17-20 1s+3s set, 1M+3M turn RH **while** 1L+3L turn LH, 1s end facing up
- 21-24 1M+2M turn LH **while** 1L+2L turn RH, 2s+1s+3s set
- 25-32 2s+1s+3s circle round & back



14 DAGMAR'S FANCY S32 · 3/3L

Anselm Lingnau: *The Mainhattan Book* · Crib: *E-cribs* · Diagram: Keith Rose's Diagrams

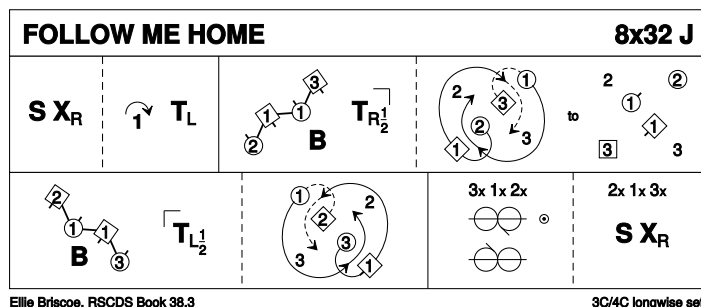
- 1– All C Petronella Turn and set ; turn $\frac{3}{4}$ RH and set (to 1x,2x,3x)
- 9– Mirror-cross-over Reels3 on the sides (all C's cross down from top, 1c begins) (to 1,2,3)
- 17– 1c mirror Fig8 round 2c&3c, starting in (join NH when meeting) (to 1,2,3)
- 25– Progressive (non-crossing) G-Chain: top C full turn RH **while**{2} sides change RH | bottom C full turn LH **while**{2} sides change LH ; repeat (finish: 2–3–1)



15 FOLLOW ME HOME J32 · 3/4L

Ellie Briscoe: RSCDS XXXVIII 3 · Crib: E-cribs · Diagram: Keith Rose's Diagrams

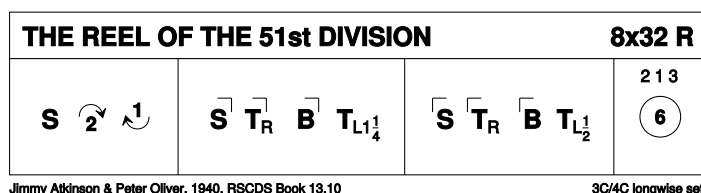
- 1- 1c set | cross RH ; cast off (2c up) | turn $\frac{3}{4}$ LH
- 9- BiL with 1cnrs | $\frac{1}{2}$ turn 1cnrs RH ; 1c followed by 1cnrs chase clw round 4cnrs to leave 1cnrs in exchanged places, and join LH to 2cnr, RH to P
- 17- BiL with 2cnrs | $\frac{1}{2}$ turn 2cnrs LH ; 1c followed by 2cnrs chase cclw, 1c crossing Lsh to 2plx facing out (3x,1x, 2x)
- 25- $\frac{1}{2}$ Lsh Reels3 on the sidelines ; All set and cross (2,1,3)



16 THE REEL OF THE 51ST DIVISION R32 · 3/4L

James Edward McCartney Atkinson: RSCDS XIII 10 · Crib: E-cribs · Diagram: Keith Rose's Diagrams

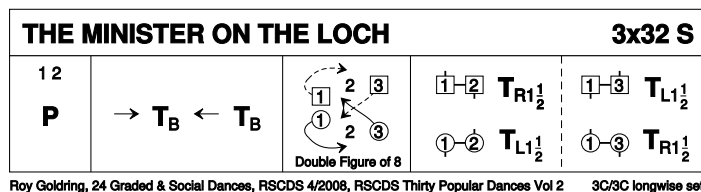
- 1- 1c set | cast off two places (2c up) and lead up to 1cnrs
- 9- 1c set to 1cnr | turn 1cnr RH and join LH in the middle ; BiL | turn $1\frac{1}{4}$ LH to 2cnrs
- 17- Repeat with 2cnrs | cross to (2,1,3)
- 25- 2c+1c+3c circle6 and back.



17 [?] THE MINISTER ON THE LOCH S32 · 3/3L

Roy Goldring: Magazine Dances 2005-2009 · Crib: E-cribs · Diagram: Keith Rose's Diagrams

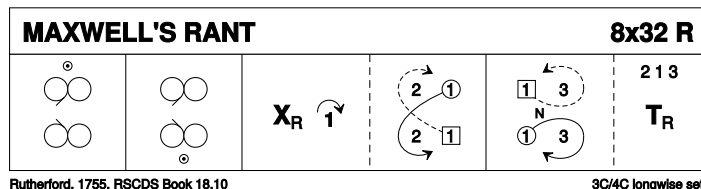
- 1- 1c+2c Pousette
- 9- 1c dance down 2 places, turn BH ; dance up 2 places, turn BH, open upwards and face out
- 17- 1c+3c DbFig8 round 2c, 1c casting, 3c crossing up to begin, 1c finish facing out for
- 25- 1W+2W & 1M+2M turn EH $1\frac{1}{2}$; 1c+3c repeat (2,3,1)



18 [?] MAXWELL'S RANT R32 · 3/4L

David Rutherford: RSCDS XVIII 10 · Crib: E-cribs · Diagram: Keith Rose's Diagrams

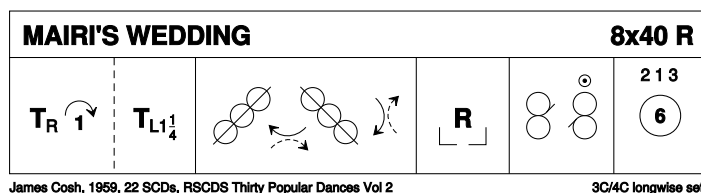
- 1- Mirror Reels3 on the sidelines (1c cross down) (1x,2,3)
- 9- 1c cross back into mirror Reels3 on own sides
- 17- 1c cross RH | cast (2c up) ; $\frac{1}{2}$ Fig8 round 2c
- 25- 1c dance down between 3c and cast up to 2pl ; 2c+1c+3c turn RH



19 ? MAIRI'S WEDDING R40 · 3/4L

James B Cosh: *Twenty Two SCD · Crib: E-cribs · Diagram: Keith Rose's Diagrams*

- 1– 1c turn RH | cast (2c up) ; turn LH to face 1cnrs
- 9– 1c ½Reel4 with 1cnrs (pass P Lsh) ; Repeat with 2cnrs
- 17– Repeat with 3cnrs (1cnr person) ; Repeat with 4cnrs (2cnr person)
- 25– 1W+2c & 1M+3c Reels3 across, Lsh to 1cnr
- 33– 2c+1c+3c circle6 and back



Note: Cosh explicitly tells 1c to pass Lsh in [9–24]; however the Rsh pass is quite common, and sometimes nicknamed “Mairi’s Divorce”.

20 ? ST BERNARD'S WALTZ W16 · 1RR

Bill Smith: *Collins Pocket Reference: Scottish Country Dancing · Crib: E-cribs · Diagram: Keith Rose's Diagrams*

Couples in circle RR in Ballroom hold, men on inside

- 1– 3 steps sideways (W Right, M Left), stamp both feet ; 2 steps back | two steps towards centre (M start L foot, W R foot)
- 9– 2 steps back in | W turns about on the spot under the joined hands ; Waltz onwards round the room

