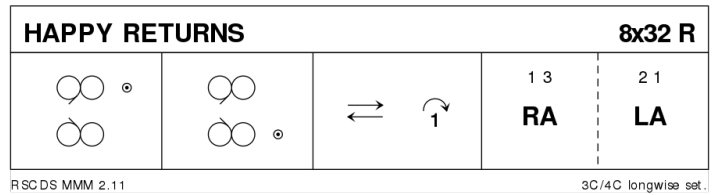


Christmas Tea Dance 2017

1 HAPPY RETURNS R32 · 3/4L

Miss Milligan's Miscellany of Scottish Country Dances · Crib: Eric's E-cribs · Diagram: Keith Rose's Diagrams

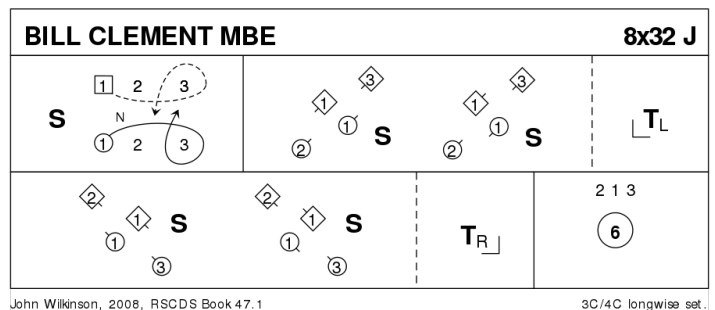
- 1- 1c+2c+3c Mirror Reels3 in sideline, 1c crossing
- 9- Repeat, 1c crossing back to own side
- 17- 1c lead down middle {3} and up, cast to 2pl (2c up)
- 25- 1c+3c RHA flowing into ; 2c+1c LHA



2 BILL CLEMENT MBE J32 · 3/4L

John Wilkinson: RSCDS XLVII 1 · Crib: Eric's E-cribs · Diagram: Keith Rose's Diagrams

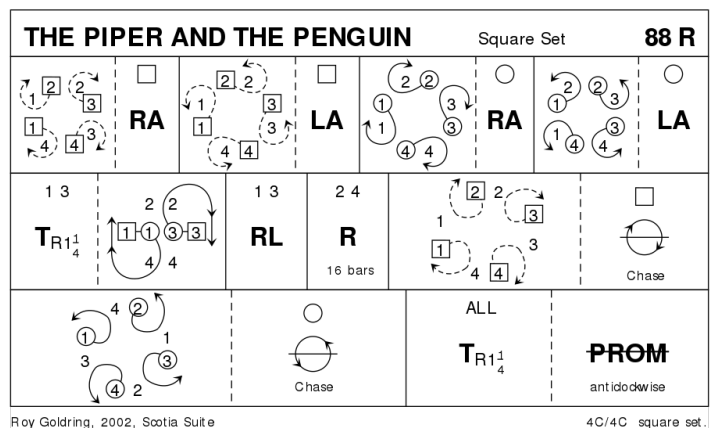
- 1- 1c set | dance between 3c (2c up) and cast up to finish side by side LHJ facing 1cnr
- 9- Set to 1cnr and turn inwards and join RH | set to 3cnr ; turn 3cnr LH to face 2cnr RHJ
- 17- Set to 2cnr and turn inwards and join LH | set to 4cnr ; turn 4cnr RH to (2,1,3)
- 25- Circle6 and back



3 THE PIPER AND THE PENGUIN R88 · 4S

Roy Goldring: The Scotia Suite of Scottish Country Dances · Crib: Eric's E-cribs · Diagram: Keith Rose's Diagrams

- 1-16 All W dance Rsh round cnr ; RHA in middle ; Lsh round P ; LHA in middle, to places
- 17-32 All M dance Rsh round P ; RHA in middle ; Lsh round cnr ; LHA in middle, to places
- 33-48 1c+3c turn RH 1¼ ; 1M & 3M (W following) dance between couple on the R and cast clw to places ; 1c+3c R&L
- 49-64 2c+4c repeat
- 65- All W dance into middle, swivel R and dance through own place clw half way round set
- 73- All M dance into middle, swivel L and dance through own place cclw half way round set
- 81- All turn P RH 1¼ ; promenade cclw half way round set, to own places

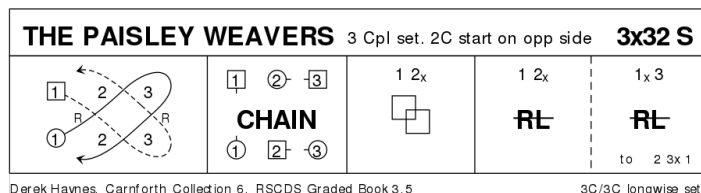


4 THE PAISLEY WEAVERS S32 · 3/3L

Derek Haynes: *A Third Book of Graded Scottish Country Dances* · Crib: *Eric's E-cribs* · Diagram: *Keith Rose's Diagrams*

2c start on opposite side (1,2x,3)

- 1- 1c cross down RH | cast down behind 3c ; cross up RH | cast up behind 2c (1,2x,3)
- 9- All G-Ch, 1c cross to start, at end 1M+2M face out for
- 17- 1c+2c L-Chain
- 25- 1c+2c ½ R&L ; 1c+3c ½ R&L (2,3x,1)



5 GOLDEN GATEWAY REEL R32 · 3/4L

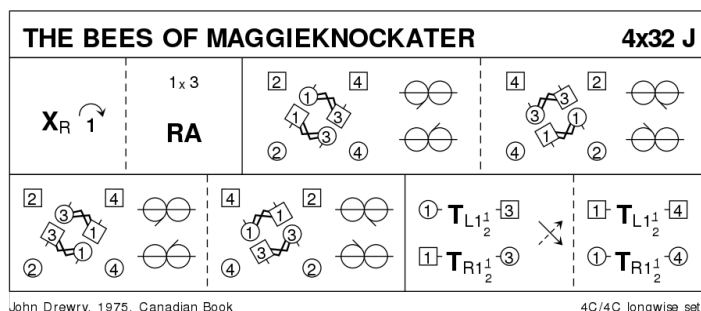
Bob McMurtry: *Dances Online [San Francisco]* · Crib: *Eric's E-cribs*

- 1- 1M with 2c Lsh Reel3 across
- 9- 1W with 2c and 1M with 3c Rsh reels3 across, 2c finishing in 1pl and 1W/1M finishing between the end Cpl, facing down
- 17- 1c cast R round standing M to face 1cnr ; turn 1cnr RH
- 25- 1c SetH&G , to 2pl

6 THE BEES OF MAGGIEKNOCKATER J32 · 4/4L

John Drewry: *The Canadian Book of Scottish Country Dances* · Crib: *Eric's E-cribs* · Diagram: *Keith Rose's Diagrams*

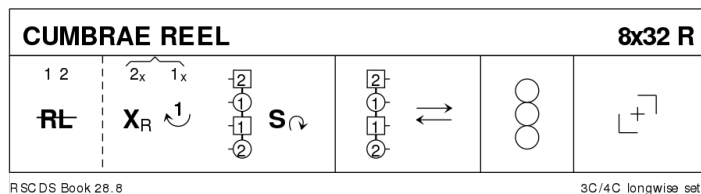
- 1- 1c cross RH | cast off (2c up) ; 1c+3c RHA, finish as pairs 1M+3W & 3M+1W facing out on W/M side in promhold
- 9- Pairs+ 2c+4c Rsh ½Reels3 on sides ; pairs meet & take P in promhold for Lsh ½Reels3 on sides
- 17- Meet and repeat (as pairs Rsh ½Reels3 ; with P Lsh ½Reels3)
- 25- 1c (passing inside) turn 3c 1½ Easy Hand ; 1c cross and passing inside turn 4c EH 1½ (to 2,3,4,1)



7 THE CUMBRAE REEL R32 · 3/4L

RSCDS XXVIII 8 · Crib: *Eric's E-cribs* · Diagram: *Keith Rose's Diagrams*

- 1- 1c+2c half R&L ; 2c cross RH to own side **while**{4} 1c dance up to between 2c, all facing up NHJ | set in line across and pivot R the second PdB to face down
- 9- In line of 4 dance down the middle (turn R about) ; and up, finishing with 1c BtoB between 2c
- 17- 1c+2c Reel4 across the dance, 1c finishing facing corners
- 25- 1c turn corner, P, corner, cross over to own sides (2,1,3)

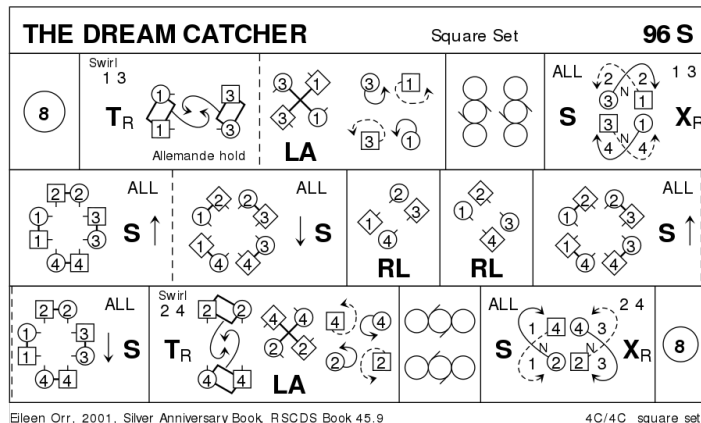


8 THE DREAM CATCHER S96 · 4S

Eileen Orr: RSCDS XLV 9 · Crib: Eric's E-cribs · Diagram: Keith Rose's Diagrams

Part 1

- 1- All Circle8 and back
- 9- The Swirl: 1c+3c turn RH into Allemande hold facing in | dance Lsh round other C half way ; 1c+3c LHA, on [16] let go and swivel L to face side couples, BtoB with P, 1c below 3c
- 17- Parallel Rsh Reels4 across, finish as at start
- 25- All set | 1M+3W & 3M+1W NHJ dance out between side couple, cross and cast to own places, change place with P RH



Part 2

- 1- All set | advance to middle and form circle ; retire with cnr | set
- 9- 1W+4M & 3W+2M R&L, starting across the set
- 17- 1M+2W & 3M+4W R&L, starting across the set
- 25- All set | advance to middle and form circle ; retire with P | set

Part 3

- 1-24 2c+4c starting, repeat part 1, 9-32 in the other orientation (The Swirl, Reels4 up/dn, return to places)
- 25- All Circle8 and back

9 SOUTH FROM OBAN J40 · 3/4L

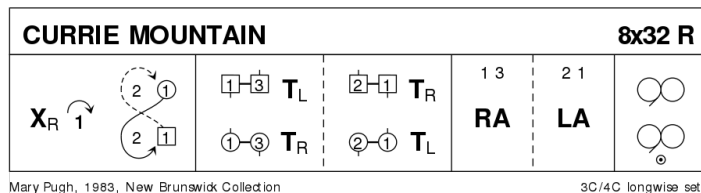
Shirley M Shields: Leeds Branch Tenth Anniversary Book · Crib: MiniCribs

- 1-8 1L+2L lead thru partners, cast back to place & pass RSh to change places & cross RH with opposite partner
- 9-16 1M+2M repeat (2s at top)
- 17-24 2s+1s dance RH across, 1s lead up & cast **while** 2s cast & lead up
- 25-32 1s+3s dance LH across, 1s cast & lead up **while** 3s lead up & cast
- 33-40 2s+1s+3s dance reel of 3 on sides (1s dancing out & up to begin)

10 CURRIE MOUNTAIN R32 · 3/4L

Mary Pugh: New Brunswick Collection · Crib: Eric's E-cribs · Diagram: Keith Rose's Diagrams

- 1- 1c cross RH, cast off one (2c up) ; ½Fig8 up round 2c (2,1,3)
- 9- 1c (start inwards) turn 3C EH ; 1c turn 2C EH (2,1,3)
- 17- 1c+3c RHA ; 1c+2c LHA
- 25- 2c+1c+3c Reels3 on the sides, 1c giving Rsh to 3c (2,1,3)

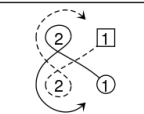


After the second turn the dancing couple continues the reel with bottom couple to change places.

11 COLLIE LAW J32 · 2/4L

Roy Goldring: Graded and Social Dances 1 - 24 Dances · Crib: Eric's E-cribs · Diagram: Keith Rose's Diagrams

- 1- 1c+2c A&R ; turn RH into
- 9- 1c+2c Allemande
- 17- 1c Fig8 up round 2c
- 25- 2c+1c RHA ; LHA

COLLIE LAW				8x32 J
1 2 ↑	1 2 T_R	1 2 A		2 1 RA LA

Roy Goldring, 24 Graded & Social Dances

2C/4C longwise set