

Hogmany Dance 29 December 2017

St Columba's United Reform Church Hall, 70 Headingley Lane, Leeds, LS6 2DH
7.30pm to 10.30pm Music: Ian Slater MC: Don Andrews

Faith Supper

1 SOUTH FROM OBAN J40 · 3/4L

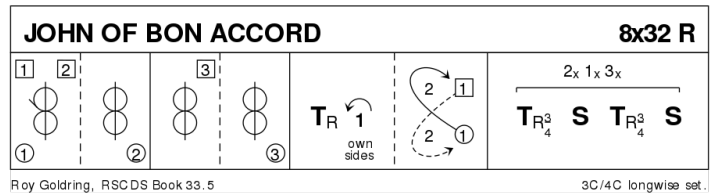
Shirley M Shields: Leeds Branch Tenth Anniversary Book · Crib: MiniCrib

- 1-8 1L+2L lead thru partners, cast back to place & pass RSh to change places & cross RH with opposite partner
- 9-16 1M+2M repeat (2s at top)
- 17-24 2s+1s dance RH across, 1s lead up & cast **while** 2s cast & lead up
- 25-32 1s+3s dance LH across, 1s cast & lead up **while** 3s lead up & cast
- 33-40 2s+1s+3s dance reel of 3 on sides (1s dancing out & up to begin)

2 JOHN OF BON ACCORD R32 · 3/4L

Roy Goldring: RSCDS XXXIII 5 · Crib: Eric's E-cribs · Diagram: Keith Rose's Diagrams

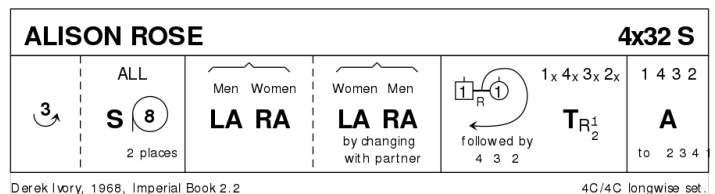
- 1-16 4 progressive ½Reels3 across, as follows: 1c+2W (1c start Rsh) ; 1c+2M (start Lsh) ; 1c+3W (Rsh) ; 1c+3M (Lsh), 1c finish in 3pl a bit in from the sidelines (2c & 3c finish their reels in 1plx and 2plx)
- 17- 1c turn RH, cast up one place on own sides (3c down) ; 1c ½ Fig8 round 2c (2x,1x,3x)
- 25- All turn P ¾ RH to face P along the midline | All Set retaining RHJ ; all turn P ¾ RH (to 2,1,3) | All Set.



3 ALISON ROSE S32 · 4/4L

Derek Ivory: Imperial Book of Scottish Country Dances - Volumes 1-3 · Crib: Eric's E-cribs · Diagram: Keith Rose's Diagrams

- 1- 1c lead down the middle and loop up into 4pl (2c+3c+4c up) ; all set | Circle8 L for two places
- 9- all M (at top) LHA **while**{4} all W (below) RHA ; Continue both HA, but as each couple meets (order 1,4,3,2) they cross to the other wheel (W pass in front)
- 17- As couples meet again the W join RH with P, the M dancing as if still in RHA, and (1c leading) unwind and lead up the middle and out to opposite sidelines {6} | all turn P RH ½ into
- 25- 1c+4c+3c+2c Allemande (to 2,3,4,1)

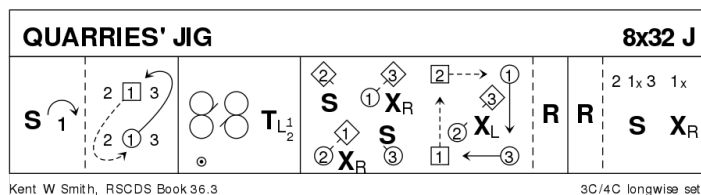


»Easier version« for [17-20]: As couples meet the W join NH with P who maintain RHA (continue as described)

4 QUARRIES' JIG J32 · 3/4L

Kent W Smith: RSCDS XXXVI 3 · Crib: Eric's E-cribs · Diagram: Keith Rose's Diagrams

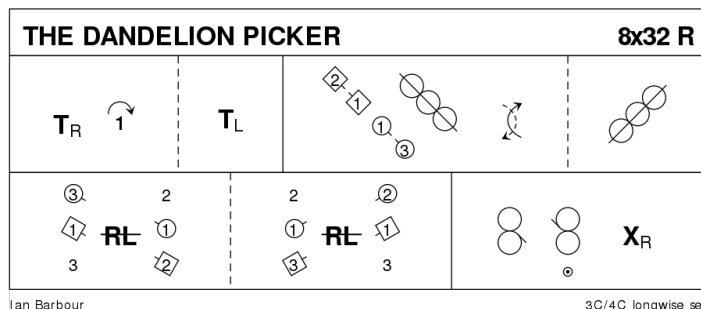
- 1- 1c set | cast (2c up) ; ½ Fig8 Lsh round 1cnr (2,1x,3)
- 9- 1M+2c and 1W+3c Lsh Reels3 across, at end 1c LH turn to face 1cnrs
- 17- 1c+1cnrs change places RH **while{2}** 2cnrs set | centre dancers change places LH **while{2}** the others chase clw one position ; repeat from new positions
- 25- Repeat from new positions, but to finish 1c turn LH to 2plx ; 2c+1c+3c set | 1c cross RH.



5 THE DANDELION PICKER R32 · 3/4L

Ian Barbour · Crib: MiniCribs · Diagram: Keith Rose's Diagrams

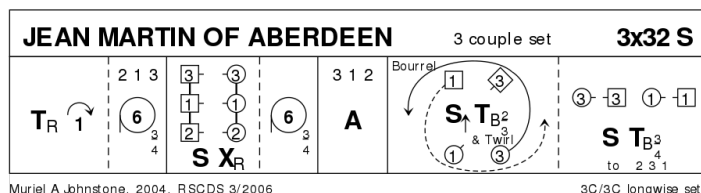
- 1-8 1s turn RH & cast 1 place, 1s turn LH to face 4th corners
- 9-16 1s dance 1/2 Diag reel with 4th cnrs & pass RSh to face 1st corners, 1s dance 1/2 Diag reel with 1st cnrs to end 1L between 3s, 1M btwn 2s
- 17-24 1s dance Diag R&L (up/down) & end facing 4th corners
- 25-32 1L dance RSh reel of 3 across with 2s as 1M dances a reel of 3 across with 3s & 1s cross over to own sides



6 JEAN MARTIN OF ABERDEEN S32 · 3/3L

Muriel A Johnstone: Magazine Dances 2005-2009 · Crib: Eric's E-cribs · Diagram: Keith Rose's Diagrams

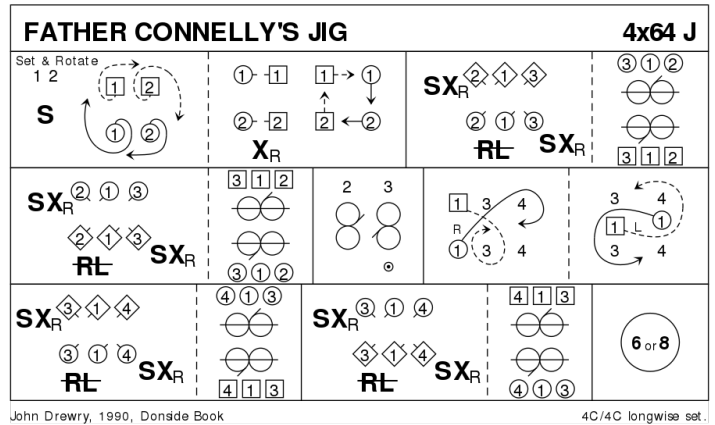
- 1- 1c Turn RH, cast (2c up) ; All circle6 L ¾ into lines across (W facing down, M up)
- 9- All set | change places RH with P ; All circle6 L left ¾ and end in middle facing up (3,1,2) for
- 17- Allemande (2,1,3)
- 25- 1c+3c Bourrel : 1M+3W set adv. | Turn BH ¾ & twirl to end BtoB in middle, 3W facing up & 1M down **while{4}** 1W+3M chase cclw to face P set to P | Turn BH ¾ to (2,3,1)



7 FATHER CONNELLY'S JIG J64 · 4/4L

John Drewry: *The Donside Book* · Crib: *Eric's E-cribs* · Diagram: *Keith Rose's Diagrams*

- 1– 1c+2c Set&Rotate (All set | petronella clw one place ; change places RH with P | chase one place clw) (2,1,3,4)
- 9– ½ diagonal R&L with 1cnrs (W up, M down) **while**{4} the 2cnrs (2M+3W) set & cross RH, all cnrs face out ; ½ Reels3 on the sides, 1c Rsh to 2cnr pos. (no loops at the end) (2x,1x,3x,4)
- 17– Repeat figure from these positions with 2cnr persons (in 3cnr positions ; M up, W down) (to 2,1,3,4), 2c+3c finishing with loops into
- 25– Reels3 across (Lsh to 1cnr) (2,1,3,4)
- 33– 1c cross down RH between 3c | cast Rsh round new 1cnr (4W resp. 3M) ; change places up/dn LH | cast L (3c up) to (2,3,1,4)
- 41-56 3c+1c+4c repeat the figures [9-24] above (2,3,1,4)
- 57– 3c+1c+4c Circle6 and back (optional: 2c join in for Circle8 and back) (1c step down, to 2,3,4,1)

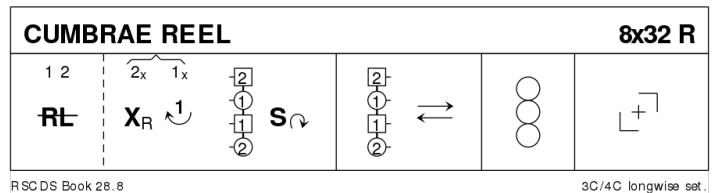


(note by Drewry: This is really two successive 3c dances of 32 bars, the figures of bars 9-24 being similar.)

8 THE CUMBRAE REEL R32 · 3/4L

RSCDS XXVIII 8 · Crib: *Eric's E-cribs* · Diagram: *Keith Rose's Diagrams*

- 1– 1c+2c half R&L ; 2c cross RH to own side **while**{4} 1c dance up to between 2c, all facing up NHJ | set in line across and pivot R the second PdB to face down
- 9– In line of 4 dance down the middle (turn R about) ; and up, finishing with 1c BtoB between 2c
- 17– 1c+2c Reel4 across the dance, 1c finishing facing corners
- 25– 1c turn corner, P, corner, cross over to own sides (2,1,3)

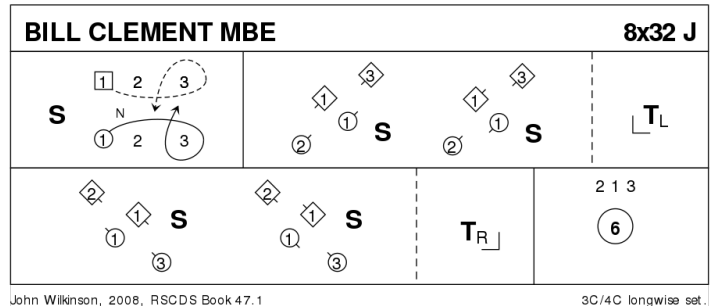


9 PROGRAMME ITEM – Interval

10 BILL CLEMENT MBE J32 · 3/4L

John Wilkinson: RSCDS XLVII 1 · Crib: Eric's E-cribs · Diagram: Keith Rose's Diagrams

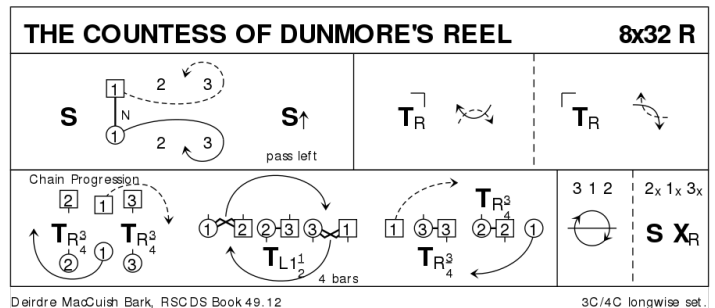
- 1- 1c set | dance between 3c (2c up) and cast up to finish side by side LHJ facing 1cnr
- 9- Set to 1cnr and turn inwards and join RH | set to 3cnr ; turn 3cnr LH to face 2cnr RHJ
- 17- Set to 2cnr and turn inwards and join LH | set to 4cnr ; turn 4cnr RH to (2,1,3)
- 25- Circle6 and back



11 THE COUNTESS OF DUNMORE'S REEL R32 · 3/4L

Deirdre MacCuish Bark: RSCDS XLIX 12 · Crib: SCDDDB Contributed Cribs & Diagrams · Diagram: Keith Rose's Diagrams

- 1-- 1c set | dance down (2c up) ; cast up round 3c | set advancing to face 1cnr
- 9-- 1c turn 1cnrs RH, pass Rsh; turn 2cnrs RH, pass Rsh to face out in 2pl (cnrs dance for {4})
- 17-- [3C Chain Progression] 1c cast ¼ clw round set while{} 2c & 3c Turn RH ¾ | 2M+3W turn 1½ LH while{} the others promenade ½ clw round set | 3c+2c turn RH ¾ while{} 1c dance clw to 2pl
- 25-- all chase ½ way clw ; set - cross RH

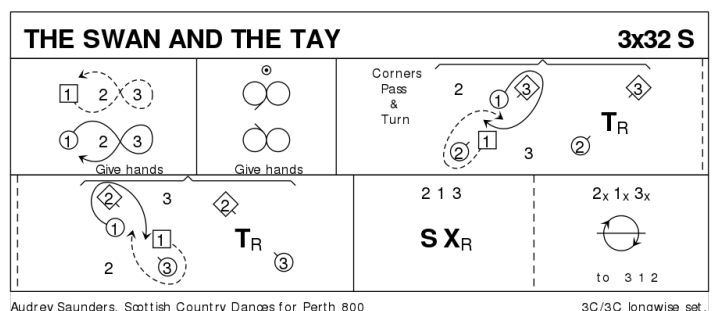


3C Chain Progression was earlier known as Chaperoned Chain Progression

12 THE SWAN AND THE TAY S32 · 3/3L

Audrey Saunders: Scottish Country Dances for Perth 800 · Crib: Eric's E-cribs · Diagram: Keith Rose's Diagrams

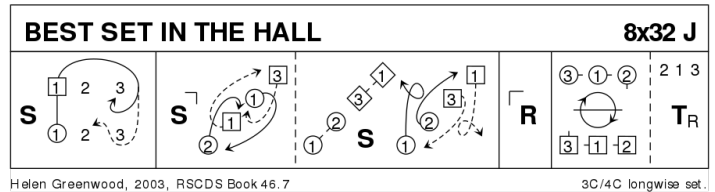
- 1- 1c (in and down) Fig8 on own sides (give hands) (1,2,3)
- 9- 1c cross into Reels3{6} on opp. sides | 2c dance up as 1c face 1cnr
- 17- 1c+cnrs Pass&Turn, pass Rsh ; repeat with 2cnr, finish (2,1,3)
- 25- All set | cross RH ; chase ½ clw to (3,1,2)



13 BEST SET IN THE HALL J32 · 3/4L

Helen Greenwood: RSCDS XLVI 7 · Crib: Eric's E-cribs · Diagram: Keith Rose's Diagrams

- 1- 1c set | 1W (1M follows) casts off 2, crosses, W dances up behind M line, and M dances up the middle, 1c face 1cnr (2c up)
- 9- 1c set to 1cnr | 1c cast Rsh round each other to 3cnr position **while{2}** 1cnrs dance into centre, and swivel R to face own cnr ; repeat, 1cnrs finishing in exchanged places, and 1c facing 2cnr
- 17- Repeat with 2cnrs (3x,1x,2x)
- 25- All chase clw ½ round ; all turn RH. (2,1,3)

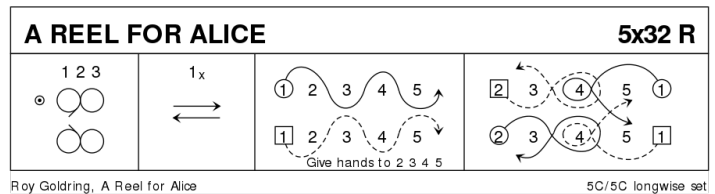


To: Auckland Region President, Campbell MacKay, nov. 2003

14 A REEL FOR ALICE R32 · 5/5L

Roy Goldring: A Reel for Alice and Other Social Dances · Crib: Eric's E-cribs · Diagram: Keith Rose's Diagrams

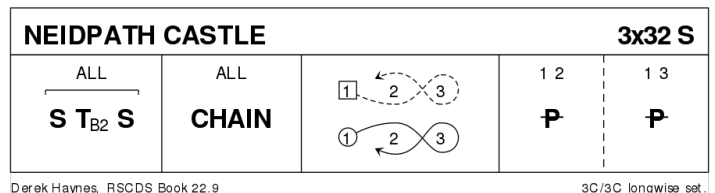
- 1- 1c+2c+3c Mirror Reels 3 on sides, 1c crossing down (1x,2,3,4,5)
- 9- 1c down the middle and up, and face out (1x,2,3,4,5)
- 17- 1c change places Easy Hand with 2c (1c passes outside) | with 3c (passing inside) ; with 4c (passing outside) | with 5c (passing inside) and face out (2,3,4,5,1x)
- 25- 1c Fig8 on sideline around 5c+4c, crossing to own side at the end **while{}** 2c Fig8 round 3c+4c, starting inwards (2,3,4,5,1)



15 NEIDPATH CASTLE S32 · 3/3L

Derek Haynes: RSCDS XXII 9 · Crib: Eric's E-cribs · Diagram: Keith Rose's Diagrams

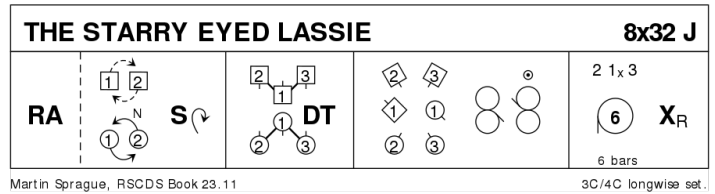
- 1- All set | all turn BH twice | all set
- 9- G-Chain (1c cross to start)
- 17- 1c Fig8 on own side round 2c+3c, starting inwards. On [24] 1c+2c dance in for
- 25- 1c+2c ½ Pousette, on [28] 1c continue slow turn and 3c dance in ; 1c+3c ½ Pousette (2,3,1)



16 THE STARRY EYED LASSIE J32 · 3/4L

Martin Sprague: RSCDS XXIII 11 · Crib: Eric's E-cribs · Diagram: Keith Rose's Diagrams

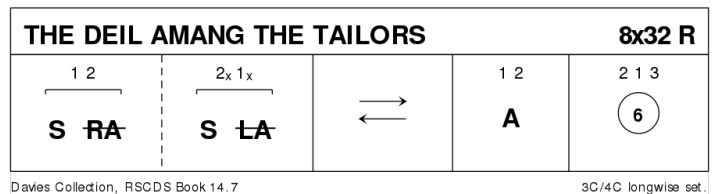
- 1- 1c+2c RHA ; 1c cast off **while{2}** 2c dance to top | 1c set advancing swiveling R to finish BtoB facing own sides for
- 9- DTr, finish with a petronella to between end couples facing 4cnr
- 17- Rsh Reels3 across (to 2,1x,3)
- 25- 2c+1c+3c circle6 L {6} | 1c cross RH



17 THE DEIL AMANG THE TAILORS R32 · 3/4L

RSCDS XIV 7 · Crib: Eric's E-cribs · Diagram: Keith Rose's Diagrams

- 1- 1c+2c set, ½ RHA ; set, ½ LHA
- 9- 1c lead down the middle and up, 2c step in for
- 17- 1c+2c Allemande
- 25- 2c+1c+3c circle6 and back.



18 PROGRAMME ITEM – Extras

19 EZEKIEL'S WHEEL R88 · 4S

James Mungall · Crib: Eric's E-cribs · Diagram: Keith Rose's Diagrams

- 1- All W RHA ; join LH with P and BiL | turn P LH ½ putting M in middle.
- 9- All M RHA ; join LH with P and BiL | turn P LH ½ putting W in centre facing P
- 17-32 Double Celtic Reel, [pass P Rsh | 'outsides' chase ¼ clw **while{2}** 'insides' dance Lsh cclw ¾ and face P ; repeat 3 times] straight into
- 33-48 Schiehallion Reel
- 49- 1c+3c slip across BHJ, M passing BtoB | turn P BH ; slip back, W passing BtoB | Turn BH to place
- 57- 2c+4c repeat
- 65- ½ G-Chain{6} | set to P
- 73- repeat
- 81- Circle8 and back.

