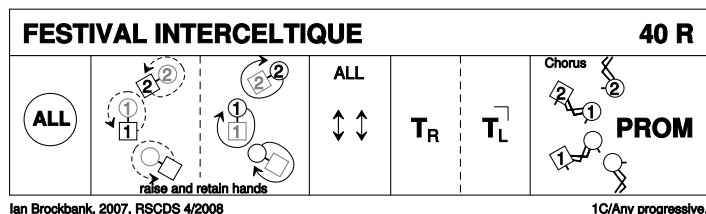


Ilkley Tea Dance 10 July 2025

1 FESTIVAL INTERCELTIQUE R40 · anyC

Ian Brockbank: Magazine Dances 2005-2009 · Crib: E-cribs · Diagram: Keith Rose's Diagrams

- 1- All Circle and back
- 9- All W dance cclw round P keeping NHJ raised above heads ; All M repeat clw
- 17- All C advance to centre and retire ; repeat
- 25- All turn P RH ; All turn cnr LH, into promhold, M on L
- 33- All new couples promenade freely through the room to reform circles of any size

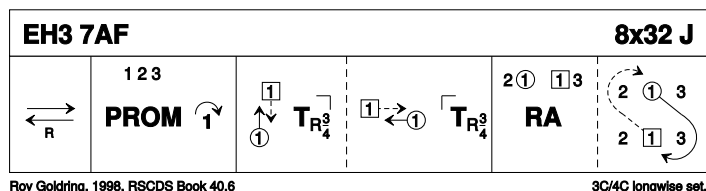


This "mixer" dance works for any number of couples per circle

2 EH3 7AF J32 · 3/4L

Roy Goldring: RSCDS XL 6 · Crib: E-cribs · Diagram: Keith Rose's Diagrams

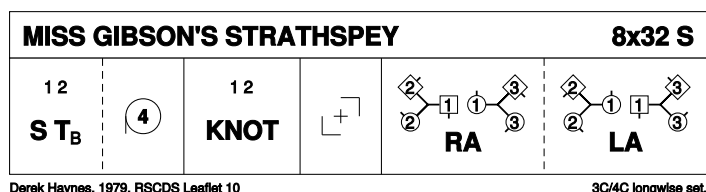
- 1- 1c lead down the middle and up, on [8]
2c+3c step in for
- 9- 1c+2c+3c Promenade, at end 1c cast off (to 2,1,3)
- 17- 1c cross Rsh | turn 1cnr RH ; cross up/ dn Rsh | turn 2cnr RH (2,1x,3)
- 25- 2c+1M & 1W+3c RHA ; 1c ½Fig 8 Rsh round 4cnr (2,1,3)



3 MISS GIBSON'S STRATHSPEY S32 · 3/4L

Derek Haynes: The Leaflet Dances with Music · Crib: E-cribs · Diagram: Keith Rose's Diagrams

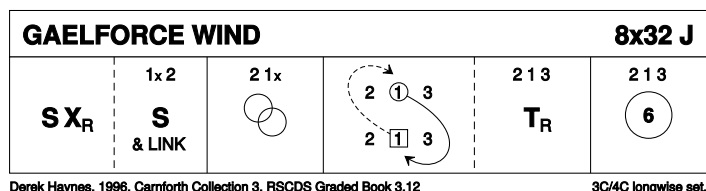
- 1- 1c+2c set | turn BH ; circle4 L
- 9- 1c+2c Knot, 1c finish facing 1cnrs
- 17- Turn CPCP, with final wide ¾ LH turn into
- 25- Teapots R and L (1M+3c & 1W+2c RHA, 1c pass Rsh, cnrs not to sidelines ; 1M+2c & 1W+3c LHA) (2,1,3)



4 GAELFORCE WIND J32 · 3/4L

Derek Haynes: A Third Book of Graded Scottish Country Dances · Crib: E-cribs · Diagram: Keith Rose's Diagrams

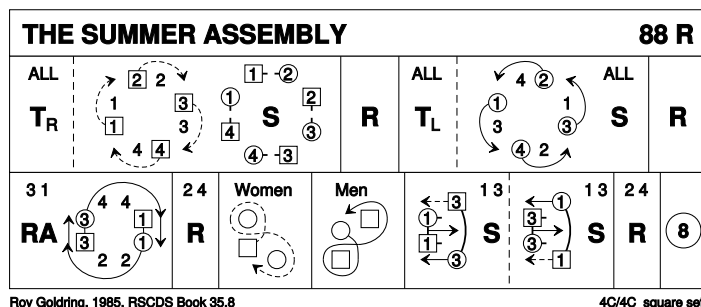
- 1- 1c set and cross RH, 1c+2c S&Link, 2W+1W finish facing out. (2,1x,3)
- 9- 2c+1c M-Chain.
- 17- 1c ½ Fig8 L (Rsh to 4cnr) ; All turn RH (2,1,3)
- 25- All Circle6 and back (2,1,3)



5 THE SUMMER ASSEMBLY R88 · 4S

Roy Goldring: RSCDS XXXV 8 · Crib: E-cribs · Diagram: Keith Rose's Diagrams

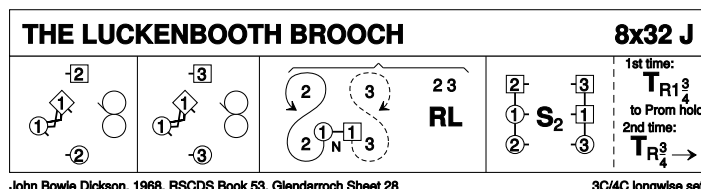
- 1- All C RH turn ; all M stand as all W pass P Rsh to one place clw | All set to 'new P'
- 9- Repeat bars 1-8, with 'new partners' (Women end halfway round the set)
- 17-32 Repeat bars 1-16, but turn LH, the W stand, and the M dance cclw (all C end halfway round the set)
- 33- 1c+3c RHA ; both C, M leading, chase clw. round the set to original places
- 41- 2c+4c repeat [33-40] (1,2,3,4)
- 49- All W Fig8 round P and cnr, starting Lsh
- 57- Men repeat [49-56], starting Rsh
- 65- 1c+3c change places, 1c passing under 3c arch | set to P ; repeat back to places, 1c making arch
- 73- 2c+4c repeat bars 65-72 with 4c making the first arch
- 81- All Circle8 and back



6 THE LUCKENBOOTH BROOCH J32 · 3/4L

John Bowie Dickson: RSCDS LIII 6 · Crib: E-cribs · Diagram: Keith Rose's Diagrams

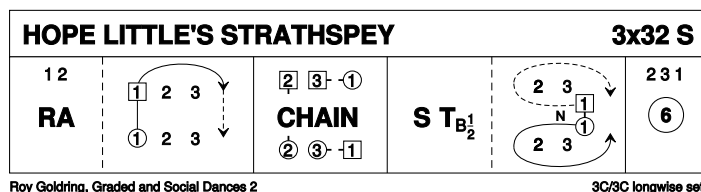
- 1- 1c in promhold (1M on the R) Reel3 with 2c (Rsh to 2M), 2c finish in 1pl
- 9- Repeat with 3c, finish in centre, facing M side, 1M above 1W
- 17- 2c+3c dance R&L **while{8}** 1c dance out on M side, divide and cast to meet in centre, dance out on W side, divide and cast into
- 25- In lines across 1M+2c facing 1W+3c set twice ; 1c turn RH 1¾ to promhold to continue (2,1,3) (on 2nd time through, turn RH ¾ and dance down to 4pl (4c up))



7 HOPE LITTLE'S STRATHSPEY S32 · 3/3L

Roy Goldring: Graded and Social Dances 2 - 23 Dances · Crib: E-cribs · Diagram: Keith Rose's Diagrams

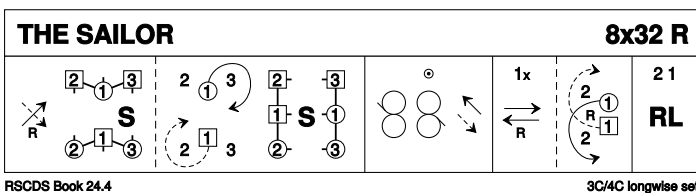
- 1- 1c+2c RHA 1W faces out ; 1W (1M following) cast behind W line to 3pl opposite side, facing 3c(2c+3c up)
- 9- 2c+3c+1c G-Chain (2c cross)
- 17- 1c set, turn BH ½ and face up ; dance to top and cast off to 3pl
- 25- 2c+3c+1c circle6 and back



8 THE SAILOR R32 · 3/4L

RSCDS XXIV 4 · Crib: E-cribs · Diagram: Keith Rose's Diagrams

- 1- 1c cross down RH (2c up) to 2plx and BiL with cnrs ; 1c cast R into lines across | all set
- 9- All Reels3 across,Rsh to 1cnr, finishing (2,1x,3)
- 17- 1c lead down | lead to the top ; cross and cast to (2,1,3)
- 25- 2c+1c R&L.

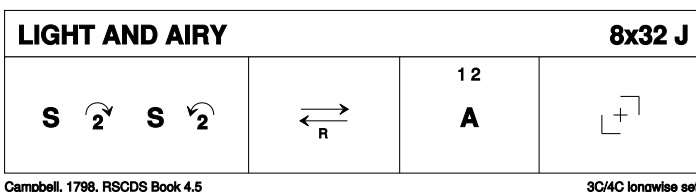


Note: [3-4] is NOT in DTr position.

9 LIGHT AND AIRY J32 · 3/4L

William (18C) Campbell: RSCDS IV 5 · Crib: E-cribs · Diagram: Keith Rose's Diagrams

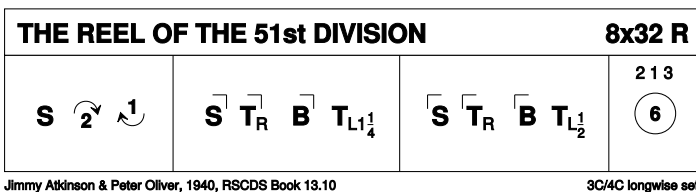
- 1- 1c set | cast off two (2c+3c up) ; 1c set | cast up two (2c+3c down)
- 9- 1c lead down the middle and up (1,2,3)
- 17- 1c+2c Allemande, to finish 1c facing 1cnrs
- 25- Turn CPCP to (2,1,3)



10 THE REEL OF THE 51ST DIVISION R32 · 3/4L

James Edward McCartney Atkinson: RSCDS XIII 10 · Crib: E-cribs · Diagram: Keith Rose's Diagrams

- 1- 1c set | cast off two places (2c up) and lead up to 1cnrs
- 9- 1c set to 1cnr | turn 1cnr RH and join LH in the middle ; BiL | turn 1¼ LH to 2cnrs
- 17- Repeat with 2cnrs | cross to (2,1,3)
- 25- 2c+1c+3c circle6 and back.



E1 [?] THE BRUDENELL JIG J32 · 2/4L

Brenda Burnell: A Second Book of Graded Scottish Country Dances · Crib: E-cribs · Diagram: Keith Rose's Diagrams

- 1- 1c+2c circle4 and back
- 9- 1c fig8 around 2c
- 17- 1c lead down | turn RH ; lead up and cast to 2pl
- 25- 2c+1c R&L

