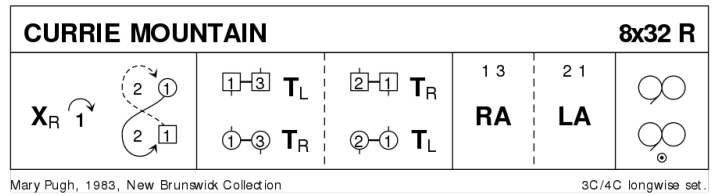


Leeds Branch Dance 16th June 2018

1 CURRIE MOUNTAIN R32 · 3/4L

Mary Pugh: New Brunswick Collection · Crib: E-cribs · Diagram: Keith Rose's Diagrams

- 1- 1c cross RH, cast off one (2c up) ;
½ Fig8 up round 2c (2,1,3)
- 9- 1c (start inwards) turn 3C EH ; 1c turn
2C EH (2,1,3)
- 17- 1c+3c RHA ; 1c+2c LHA
- 25- 2c+1c+3c Reels3 on the sides, 1c
giving Rsh to 3c (2,1,3)

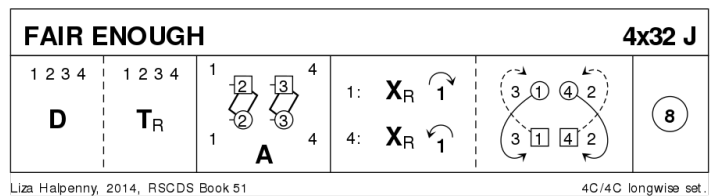


After the second turn the dancing couple continues the reel with bottom couple to change places.

2 FAIR ENOUGH J32 · 4/4L

Liza Halpenny: RSCDS LI 4 · Crib: E-cribs · Diagram: Keith Rose's Diagrams

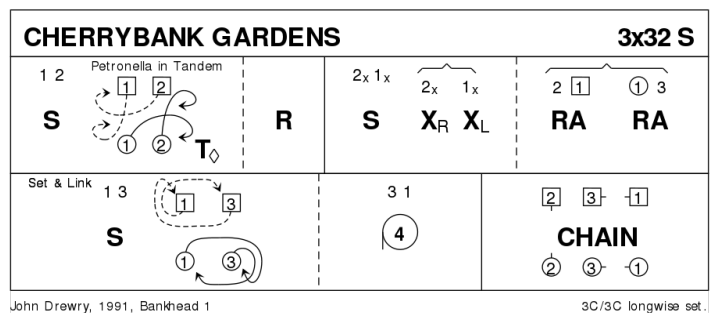
- 1-- All dance BtoB ; turn P RH, 2c+3c
finish RHJ facing up
- 9-- 2c+3c Allemande (1,3,2,4)
- 17-- 1c+4c cross RH | cast inwards (3c+2c
to end) ; ½ Fig8 through end couple
(3,1,4,2)
- 25-- Circle8 and back



3 CHERRYBANK GARDENS S32 · 3/3L

John Drewry: Bankhead Book Part 1 · Crib: E-cribs · Diagram: Keith Rose's Diagrams

- 1- 1c+2c set | petronella in tandem ;
repeat (2x,1x,3)
- 9- 2c+1c set | 2c cross RH **while{2}** 1c
cross LH ; 1W+2c & 1M+3c RHA
(Teapots) to sidelines (2,1,3)
- 17- 1c+3c S&Link ; 3c+1c circle4 left, end
3c facing 1c for
- 25- G-Chain (2c cross to start) (2, 3, 1)

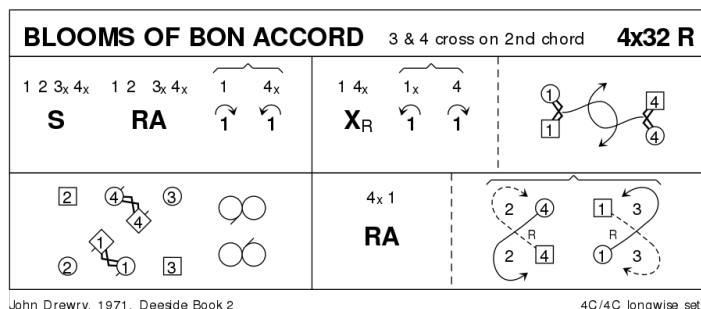


4 BLOOMS OF BON ACCORD R32 · 4/4L

John Drewry: *Deeside Book Part 2 · Crib: E-cribs · Diagram: Keith Rose's Diagrams*

3c+4c cross on 2nd chord(1,2,3x,4x). This dance has top/bottom symmetry

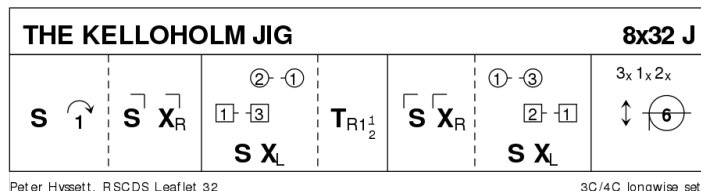
- 1- All C set | 1c+2c & 3c+4c RHA | 1c & 4c cast in to 2pl/3pl **while**{2} 2c+3c lead out to end places
- 9- 1c+4c cross RH, cast to ends, meet in promhold and dance in between end couples, curve round the other couple Rsh to finish 1c / 4c on M/W side facing out and right
- 17- 1c & 4c (in promhold) Rsh Reels3 with the »corners« on M/W sides, at end meet in the centre
- 25- 4c+1c RHA, at end M swivels right so couples face ends of set (1c down, 4c up, W on P's left, RHJ) ; 4c&1c cross down between end couples and cast in to 3pl/2pl (to 2,4,1x,3x)



5 THE KELLOHOLM JIG J32 · 3/4L

Peter Hyssett: *The Leaflet Dances with Music · Crib: E-cribs · Diagram: Keith Rose's Diagrams*

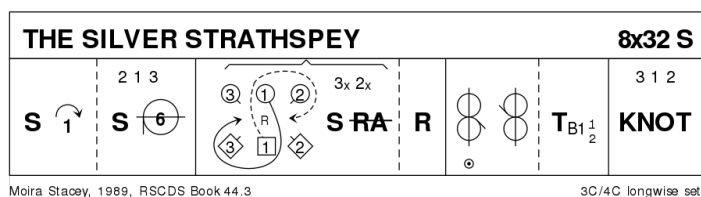
- 1- 1c set | cast to 2pl (2c up) ; 1c set to 1cnrs | change places with them RH and face along side (with polite turn).
- 9- 1W+3W & 2M+1M set to each other | change places LH ; 1c turn RH 1½ to 2pl.
- 17- 1c set to 2cnrs | change places with them RH ; 1M+3M & 2W+1W set to each other | change places LH (3x,1x,2x).
- 25- 3c+1c+2c A&R, ½ circle6 L (2,1,3)



6 THE SILVER STRATHSPEY S32 · 3/4L

Moira Stacey: *RSCDS XLIV 3 · Crib: E-cribs · Diagram: Keith Rose's Diagrams*

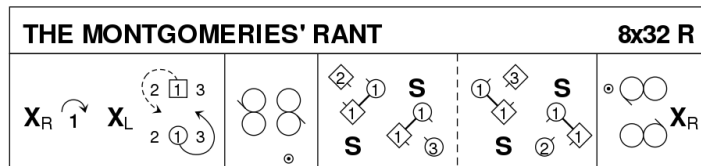
- 1- 1c set | cast (2c up) ; All Set | All circle6 L ½ round (3x,1x,2x)
- 9- 1c cross RH | cast R ; cross (up/dn) RH | cast R **while**{8} 2c+3c set diagonally | ½ RHA ; repeat (to 3x,1,2x)
- 17- ½ Reels3 across, Rsh to 2cnr ; 1c turn BH 1½
- 25- 3c+1c+2c The Knot (2,1,3)



7 THE MONTGOMERIES' RANT R32 · 3/4L

Castle Menzies (18C): RSCDS X 1 · Crib: E-cribs · Diagram: Keith Rose's Diagrams

- 1- 1c cross RH | cast off (2c up) ; cross LH | cast L (W up, M down)
- 9- 2c+1W & 1M+3c Rsh Reels3 across
- 17- 1c NHJ set to 2W (swivel ½ inwards), set to 3M (veer L together), set to 3W (swivel ½ inwards), set to 2M (and face own 2cnr)
- 25- Reels3{6} on the sides, Rsh to 2cnr | 1c cross RH to 2pl



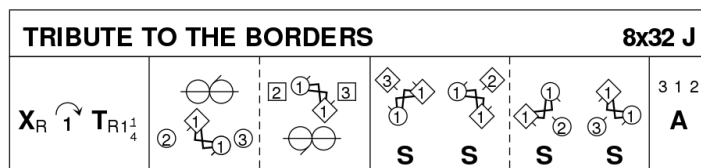
Castle Menzies, 1749, RSCDS Book 10.1

3C/4C longwise set.

8 TRIBUTE TO THE BORDERS J32 · 3/4L

Roy Goldring: The Leaflet Dances with Music · Crib: E-cribs · Diagram: Keith Rose's Diagrams

- 1- 1c cross RH | cast (2c up) ; turn 1¼ RH to promhold facing M side
- 9- 1c Rsh ½Reel3 with 2M+3M ; Rsh ½Reel3 with 3W+2W, 1c finish in centre facing 3W (now in 1W pl)
- 17- 1c set to 3W pulling Rsh back | set to 2W ; set to 2M | 1c set to 3M **while**{2} 3c+2c set advancing into
- 25- 3c+1c+2c Allemande



Roy Goldring, 1979, RSCDS Leaflet 11

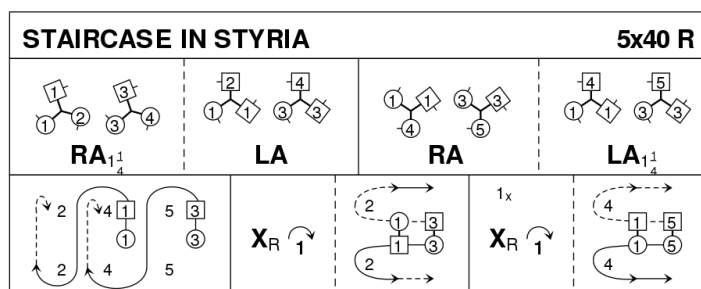
3C/4C longwise set.

9 PROGRAMME ITEM – Interval

10 STAIRCASE IN STYRIA R40 · 5/5L

Margaret Gray: CD booklet of The Sunday Class Dance Book 2 · Crib: E-cribs · Diagram: Keith Rose's Diagrams

- 1- 1c+2M & 3c+4M RHA 1¼, 1c & 3c finishing in middle facing down, other cpls in own place ; 1c+2W & 3c+4W LHA, finish facing down
- 9- 1c+4M & 3c+5M RHA same way ; 1c+4W & 3c+5W LHA, 1W & 3W face out on own side with P behind
- 17- 1c & 3c (W leading) cast up 1 place, cross, cast up on M side to original places the W looping R
- 25- 1c cross | cast 1 (2c up) ; 1c followed by 3c dance up & cast to (2,3,1x,4,5)
- 33- 1c cross | cast 1 (4c up) ; 1c followed by 5c dance up & cast to (2,3,4,5,1)



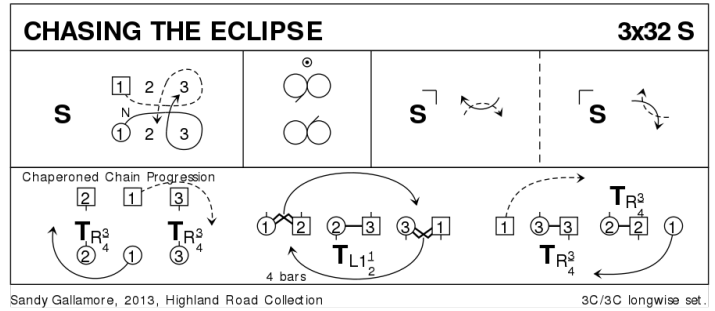
Margaret Gray

5C/5C longwise set.

11 CHASING THE ECLIPSE S32 · 3/3L

Sandy Gallamore: *The Highland Road Collection* · Crib: SCDDDB Contributed Cribs & Diagrams · Diagram: Keith Rose's Diagrams

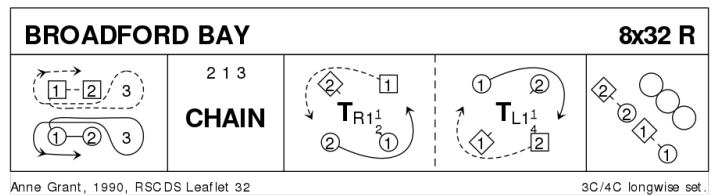
- 1-8 1C set, dance NH down the center + cast up to 2pl & cross to face 1cnr.
- 9-16 Reel 3 on sides - 1C pass 1cnr Rsh to begin.
- 17-24 1C+1cnr set , 1C spiral Rsh rnd ptrn to face 2cnr ; 1C+2cnr set , 1C spiral Rsh to face out 2pl own side.
- 25-32 All dance Chaperoned Chain Progression. End 3 1 2.



12 BROADFORD BAY R32 · 3/4L

Anne Grant: *The Leaflet Dances with Music* · Crib: E-cribs · Diagram: Keith Rose's Diagrams

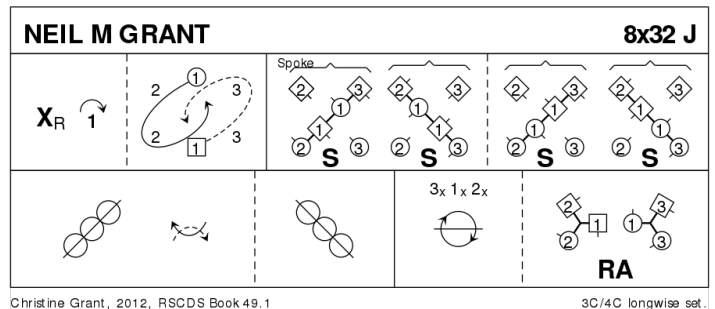
- 1- 1c (leading)+2c (dance up to begin), dance between 3c, cast up and dance to top, and 1c cast off (to 2,1,3)
- 9- 2c+1c+3c G-Chain (2c cross to start), finish 2M & 1W facing out (2,1,3)
- 17- 2W+1M turn RH 1½ while{4} 2M+1W chase ½ round cclw ; 2W+1M chase ½ round clw to 1W/2M places while{4} 2M+1W turn LH 1¼ to face P on 2diagonal
- 25- 2c+1c diagonal Reel4 (to 2,1,3)



13 NEIL M GRANT J32 · 3/4L

Christine Grant: *RSCDS XLIX 1* · Crib: E-cribs · Diagram: Keith Rose's Diagrams

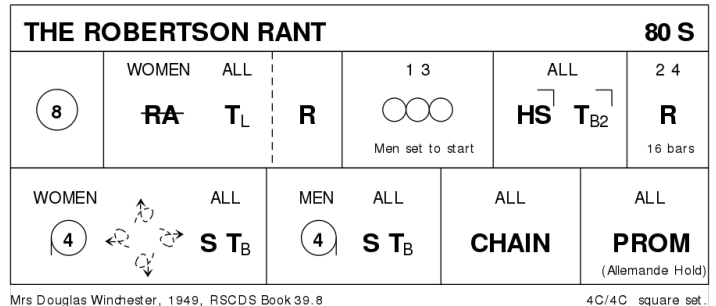
- 1-- 1c cross RH | cast off (2c up) ; ½ Fig8 R (round 3cnr) to join with P LH and 1cnrs RH
- 9-- The Spoke: BiL{1}, advance LHJ cclw to next cnr {1} | repeat 3 times, finish facing 1cnr
- 17-- 1c+1cnrs ½ diag Reel4, pass Rsh ; 1c+2cnrs ½ Diag Reel4 (3x,1x,2x)
- 25-- all chase clw half round ; teapots R (2,1,3)



14 THE ROBERTSON RANT S80 · 4S

Mrs Douglas Winchester: RSCDS XXXIX 8 · Crib: E-cribs · Diagram: Keith Rose's Diagrams

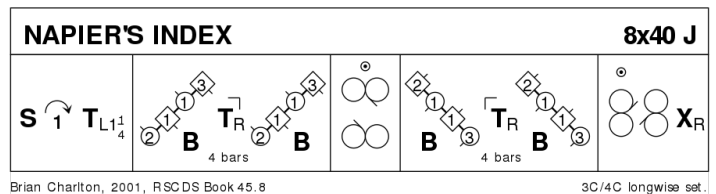
- 1- All Circle8 and back
- 9- Double L chain (women ½ RHA, turn opposite M LH ; ½ RHA, turn P LH, to own places)
- 17- 1c+3c Reel4, (W pass left shoulder, M set on [17-18], at the end W slow down and M speed up, face and acknowledge P and pull back inner shoulder to face corners.
- 25- All set to corner H.Schottische ; turn cnr BH twice
- 33-48 2c+4c repeat [17-32]
- 49- Women Circle4 L (at end pull back Rsh to face out) ; set to and turn P BH.
- 57- Men circle4 R, pull back Lsh ; set to and turn P BH.
- 65- G-Chain (one step per hand)
- 73- Promenade cclw round the set in Allemande hold, M bring W into middle of set and hold RH for bow and curtsy



15 NAPIER'S INDEX J40 · 3/4L

Brian Charlton: RSCDS XLV 8 · Crib: E-cribs · Diagram: Keith Rose's Diagrams

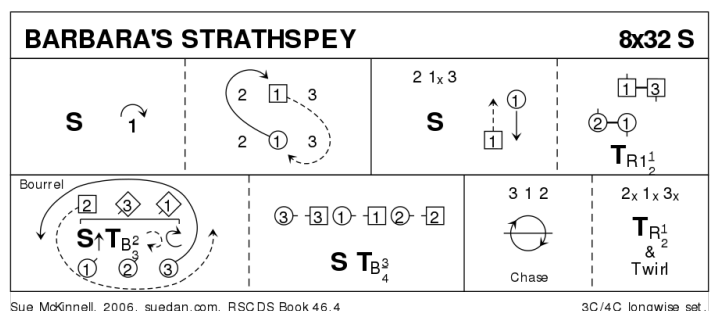
- 1- 1c set | cast off ; turn LH 1¼ into
- 9- 1c+1cnr BiL | 1c+1cnr turn RH {4} | repeat BiL
- 17- 1c+cnr Reels3 on the sides, Lsh to 2cnr, 1c finish LHJ and RHJ with 2cnr
- 25- 1c+2cnr repeat [9-16]
- 33- Reels3 across, 1c Lsh to 3c, at end 1c cross RH as 2c+3c curve into place (2,1,3)



16 BARBARA'S STRATHSPEY S32 · 3/4L

Sue McKinnell: RSCDS XLVI 4 · Crib: E-cribs · Diagram: Keith Rose's Diagrams

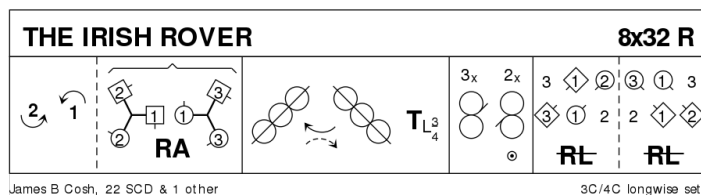
- 1- 1c set | cast (2c up) ; ½ Fig8 L (2,1x,3)
- 9- All set | 1c cross Rsh ; 1c+3cnr turn RH 1½ (to 1,2,3 on M side, 2,3,1 on W side)
- 17- 3C Bourrel: 2W+3M chase cclw half round to midline **while**{4} 1M+3W & 2M+1W set adv | turn BH ¾ and pivot R, all facing P on midline (3,1,2) ; All set | All C turn BH ¾ to sidelines
- 25- All chase clw ½ round ; all turn P RH ½ and twirl R to (2,1,3)



17 THE IRISH ROVER R32 · 3/4L

James B Cosh: *Twenty Two SCD · Crib: E-cribs · Diagram: Keith Rose's Diagrams*

- 1- 1c lead through 3c (2c up) and cast up ; 1M+3c and 1W+2c RHA, finish facing 1cnrs.
- 9- 1c+1cnrs ½Reel4, pass Lsh ; ½Reel4 with 2cnrs, fast ¾ LH turn in the centre
- 17- 1W+3c (at top) & 1M+2c Reels3 across (Lsh to 1cnr pos), (to 3x,1,2x)
- 25- diagonal R&L (1M down,1W up) (2,1,3)

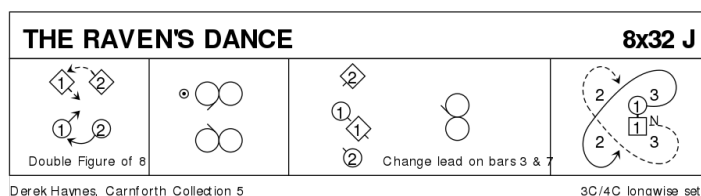


18 PROGRAMME ITEM – Extras

19 THE RAVEN'S DANCE J32 · 3/4L

Derek Haynes: *Carnforth Collection of SC Dances 5 · Crib: E-cribs · Diagram: Keith Rose's Diagrams*

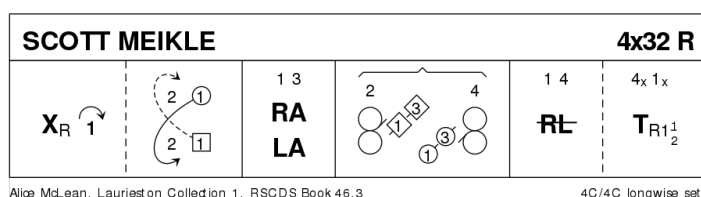
- 1- 1c+2c DbIFig8 (1c cross down, 2c dance up, no cast), at the end 2c face out
- 9- Crossover Reels3 on the sides (1c cross down, 2c out and up), finish 1c side by side at top facing down, W on the R, 2c facing out
- 17- 1c (together) +2c Lead-change Reel3 across, Rsh to 2M. 2c finish in 1pl with 1c in between facing down
- 25- 1c dance down, cast up round 3c, lead up, cross between 2c and cast off (2,1,3)



20 SCOTT MEIKLE R32 · 4/4L

Alice McLean: *RSCDS XLVI 3 · Crib: E-cribs · Diagram: Keith Rose's Diagrams*

- 1- 1c cross RH | cast (2c up) ; ½ Fig8 up (2,1,3,4)
- 9- 1c+3c RHA, LHA (2,1,3,4)
- 17- Lsh opposing Reels3 across: (1W+3W behind dancing as one) with 2c and (3M+1M behind) with 4c (to 2,3,1,4)
- 25- 1c+4c ½ R&L ; turn RH 1½ (2,3,4,1)



21 THE MINISTER ON THE LOCH S32 · 3/3L

Roy Goldring: Magazine Dances 2005-2009 · Crib: E-cribs · Diagram: Keith Rose's Diagrams

- 1- 1c+2c Poussette
- 9- 1c dance down 2 places, turn BH ;
dance up 2 places, turn BH, open
upwards and face out
- 17- 1c+3c DbIFig8 round 2c, 1c casting, 3c
crossing up to begin, 1c finish facing
out for
- 25- 1W+2W & 1M+2M turn EH 1½ ; 1c+3c repeat (2,3,1)

