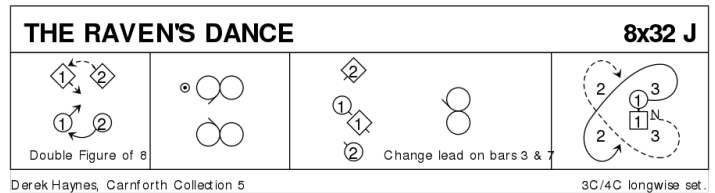


Leeds Branch Dance 18th May 2019

1 THE RAVEN'S DANCE J32 · 3/4L

Derek Haynes: Carnforth Collection of SC Dances 5 · Crib: E-cribs · Diagram: Keith Rose's Diagrams

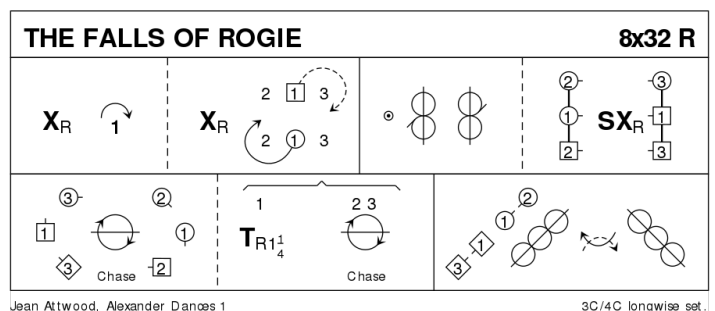
- 1- 1c+2c DbIFig8 (1c cross down, 2c dance up, no cast), at the end 2c face out
- 9- Crossover Reels3 on the sides (1c cross down, 2c out and up), finish 1c side by side at top facing down, W on the R, 2c facing out
- 17- 1c (together) +2c Lead-change Reel3 across, Rsh to 2M. 2c finish in 1pl with 1c in between facing down
- 25- 1c dance down, cast up round 3c, lead up, cross between 2c and cast off (2,1,3)



2 THE FALLS OF ROGIE R32 · 3/4L

Jean Attwood: Alexander Dances Book 1 · Crib: E-cribs · Diagram: Keith Rose's Diagrams

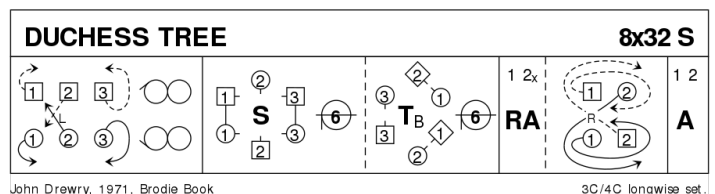
- 1- 1c cross RH | cast (2c up) ; cross RH | cast R (M up, W down)
- 9- ½ Reels3 across (Lsh to 2cnr) ; set in lines across | all cross up/down RH
- 17- Corners chase once clw **while{8}** 1c chase half way clw and turn RH 1¼ to face 1cnr positions
- 25- ½ diag. Reel4 with 1cnrs, 1c pass Rsh ; ½ diag. Reel4 with 2cnrs, 1c passing Rsh to 2pl.



3 THE DUCHESS TREE S32 · 3/4L

John Drewry: Summer Collection, Set 4 (Scottish Country Dances, Volume 4) · Crib: E-cribs · Diagram: Keith Rose's Diagrams

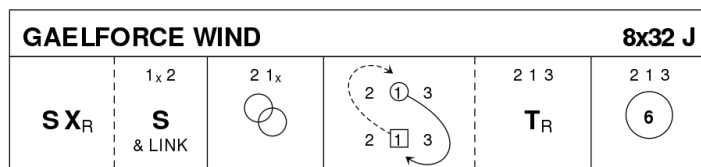
- 1- Mirror Reels3 on the sides (1c cast off, 2c cross up LH, 3c join NH facing down and cast up), all c touch hands when possible, at end 1c&3c dance to own place NHJ and turn inwards so 1c faces 3c NHJ (12x,3)
- 9- All set | all circle6 L ; all M turn W on their right BH | continue circle6 (to 1,2x,3)
- 17- 1c+2c RHA ; 1c cast off one and lead up to 1pl **while{4}** 2c lead up, cross, cast off and meet P, ready for
- 25- 1c+2c Allemande (2,1,3).



4 GAELFORCE WIND J32 · 3/4L

Derek Haynes: *A Third Book of Graded Scottish Country Dances* · Crib: *E-cribs* · Diagram: *Keith Rose's Diagrams*

- 1- 1c set and cross RH, 1c+2c S&Link, 2W+1W finish facing out. (2,1x,3)
- 9- 2c+1c M-Chain.
- 17- 1c ½ Fig8 L (Rsh to 4cnc) ; All turn RH (2,1,3)
- 25- All Circle6 and back (2,1,3)



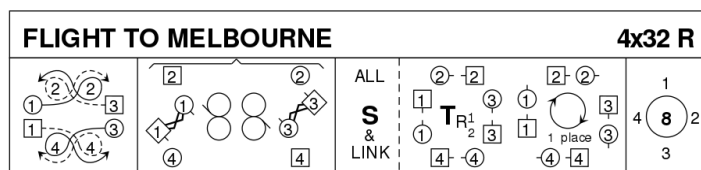
Derek Haynes, 1996, Carnforth Collection 3, RSCDS Graded Book 3.12

3C/4C longwise set.

5 FLIGHT TO MELBOURNE R32 · 4S

Shirley Campbell: *RSCDS XLVII 3* · Crib: *E-cribs* · Diagram: *Keith Rose's Diagrams*

- 1- 1M+3W (and 1W+3M) Fig 8 round 2c (4c) (W crossing in front of M), to own places
- 9- 1c & 3c in promhold Rsh Reels3 across with the nearest members of 2c & 4c, to places.
- 17- All C S&Link (to face P) ; turn RH ½ | chase 1 place clw. (4,1,2,3)
- 25- All Circle8 and back (4,1,2,3)



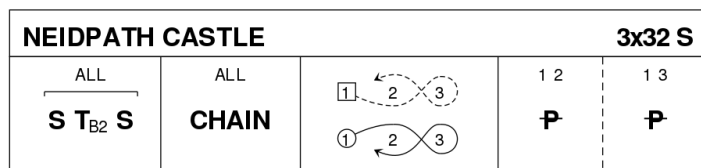
Shirley Campbell, Leicester Silver Collection, RSCDS Book 47.3

4C/4C square set.

6 NEIDPATH CASTLE S32 · 3/3L

Derek Haynes: *RSCDS XXII 9* · Crib: *E-cribs* · Diagram: *Keith Rose's Diagrams*

- 1- All set | all turn BH twice | all set
- 9- G-Chain (1c cross to start)
- 17- 1c Fig8 on own side round 2c+3c, starting inwards. On [24] 1c+2c dance in for
- 25- 1c+2c ½ Pousette, on [28] 1c continue slow turn and 3c dance in ; 1c+3c ½ Pousette (2,3,1)



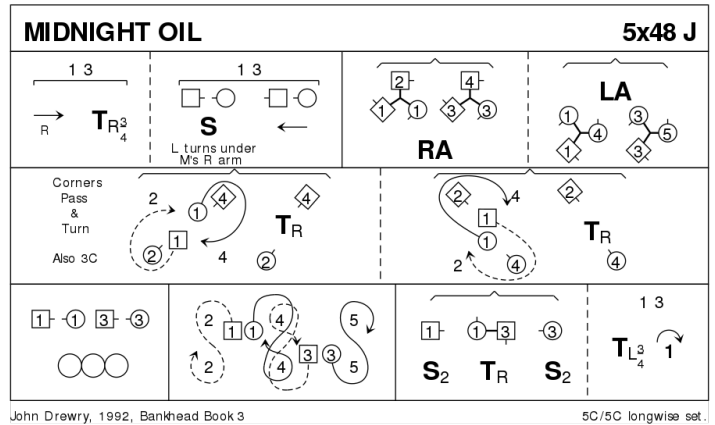
Derek Haynes, RSCDS Book 22.9

3C/3C longwise set.

7 MIDNIGHT OIL J48 · 5/5L

John Drewry: Bankhead Book Part 3 · Crib: E-cribs · Diagram: Keith Rose's Diagrams

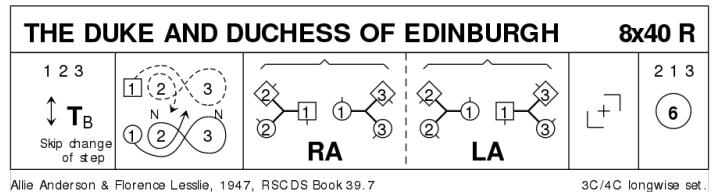
- 1-- 1c+3c lead far down (2c+4c up) | turn $\frac{3}{4}$ RH and face P, RHJ ; set , W turning under M's arm | 1c+3c dance up (W leading)
- 9-- 1c+2W & 3c+4W RHA ; 1c+4M & 3c+5M LHA, 1c+3c finish facing 1cnrs
- 17-- 1c+3c with 1cnrs pass and turn, pass P Rsh ; repeat with 2cnrs, at end pass P Rsh onto midline, W above and facing M
- 25-- Reel4 on midline, at end pass Rsh in the middle to finish 1c facing out in 2pl on W side / likewise 3c in 4pl on M side
- 33-- 1c dance out between 2W & 4W, split, cast round them, meet in middle, repeat through M side **while{8}** 3c do the same, starting between 4M & 5M. (1M & 3W pass Lsh between 4c). All finish where they started the reel, but 1M faces 3W
- 41-- 1W+3M set twice facing up and down **while{4}** 1M+3W turn RH to face P ; 1c+3c turn P LH $\frac{3}{4}$ | cast off on own side (4c+5c up) (2,4,1,5,3)



8 THE DUKE AND DUCHESS OF EDINBURGH R40 · 3/4L

Allie Anderson & Florence D. Lesslie: RSCDS XXXIX 7 · Crib: E-cribs · Diagram: Keith Rose's Diagrams

- 1-- 1c+2c+3c A&R ; all turn P BH (in SkCh) to own places, (1c finish facing out)
- 9-- 1c cast off, dance (NHJ where possible) between 3c, cast up, dance between 2c, cast off (2c up) to put 1M below 1W for
- 17-- 1W+2c & 1M+3c RHA, 1c pass Rsh ; 1M+2c & 1W+3c LHA, 1c pass Lsh to face 1cnrs
- 25-- Turn cnr, P, cnr, cross LH (On 2nd time through 1c cross LH to 4pl (3c up), ready for next start)
- 33-- Circle6 and back

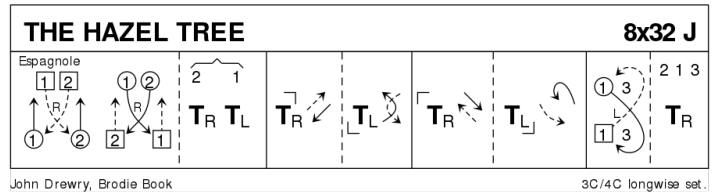


9 INTERVAL

10 THE HAZEL TREE J32 · 3/4L

John Drewry: *New Dances by John Drewry 2005* · Crib: *E-cribs* · Diagram: *Keith Rose's Diagrams*

- 1- 1c+2c Espagnole, 1c finishing facing 1cnr
- 9- 1c turn 1cnr RH, pass Rsh ; turn 3cnr LH, pass Lsh (cnrs dance for {4})
- 17- Turn 2cnr RH, pass Rsh ; turn 4cnr LH, pass Lsh to 2plx side by side facing down
- 25- Lead LHJ between 3c, cross and cast to 2pl ; All C turn RH

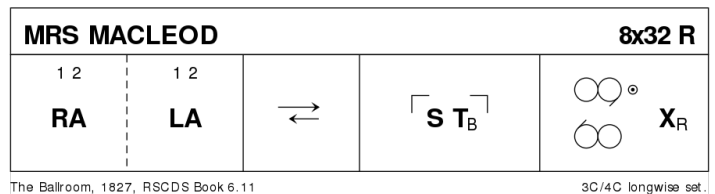


Espagnole: both W lead RHJ to M side, cross and cast back to exchanged places while{} Men cross to W side, lead RHJ back to M side and cross to exchanged places ; all turn P EH (2,1)

11 MRS MACLEOD R32 · 3/4L

RSCDS VI 11 · Crib: *E-cribs* · Diagram: *Keith Rose's Diagrams*

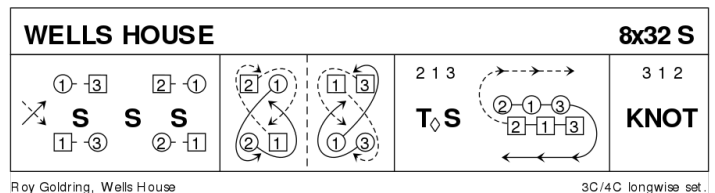
- 1- 1c+2c RHA ; LHA
- 9- 1c lead down the middle (2c up) ; and up to face 1cnrs
- 17- 1c set to and turn corners, finish between corners
- 25- Lsh Reels3{6} on the sides, 1c cross RH.



12 WELLS HOUSE S32 · 3/4L

Roy Goldring: *Auld Friends Meet* · Crib: *E-cribs* · Diagram: *Keith Rose's Diagrams*

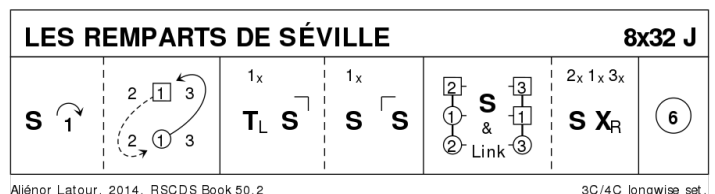
- 1- 1c cross to 2pl (2c up) | 1c set to 3c ; 1c set | 1c set to 2c
- 9- 1c (cross up) +2c ½ double Fig8 ; 1c (cross) +3c ½ Double Fig8 (2x,1x,3x)
- 17- 2c+1c+3c Petronella Turn | set, finish near opp. sideline ; all chase ½ clw
- 25- 3c+1c+2c the knot



13 LES REMPARTS DE SÉVILLE J32 · 3/4L

Aliénor Latour: *RSCDS 50 2* · Crib: *E-cribs* · Diagram: *Keith Rose's Diagrams*

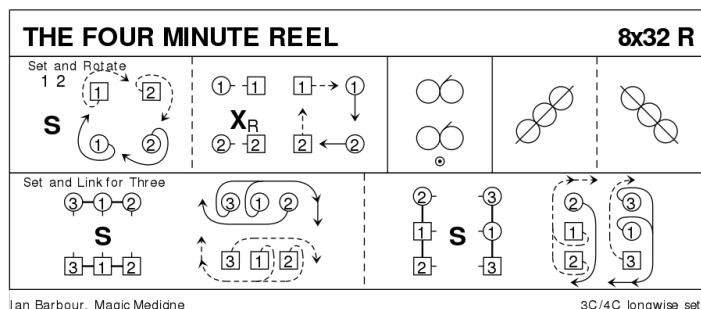
- 1-- 1c set | cast off (2c up) ; 1c ½ Fig8, Lsh to 1cnr
- 9-- 1c turn LH to face 1cnrs | 6 bars of set H&G, into lines across
- 17-- S&Link3 ; all set | all cross RH
- 25-- Circle6 and back (2,1,3)



14 THE FOUR MINUTE REEL R32 · 3/4L

Ian Barbour: Magic Medicine · Crib: E-cribs · Diagram: Keith Rose's Diagrams

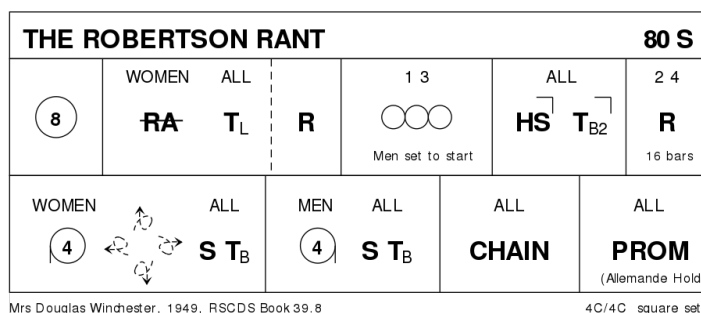
- 1- 1c+2c Set&Rotate (set diagonally | cast 1 place clw ; change place RH with P | chase 1 place clw)
- 9- Reels3 on own side, Rsh to 2c, finish facing 1cnr
- 17- ½Reel4 with 1cnrs ; repeat with 2cnrs (to 3x,1x,2x)
- 25- 2c+1c+3c S&Link3 twice (2,1,3)



15 THE ROBERTSON RANT S80 · 4S

Mrs Douglas Winchester: RSCDS XXXIX 8 · Crib: E-cribs · Diagram: Keith Rose's Diagrams

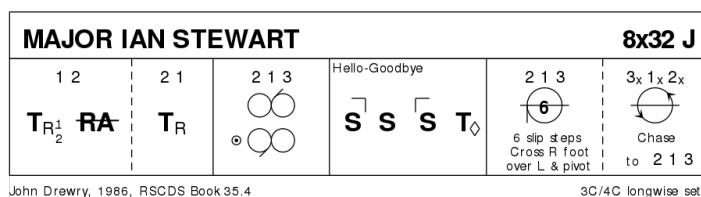
- 1- All Circle8 and back
- 9- Double L chain (women ½ RHA, turn opposite M LH ; ½ RHA, turn P LH, to own places)
- 17- 1c+3c Reel4, (W pass left shoulder, M set on [17-18], at the end W slow down and M speed up, face and acknowledge P and pull back inner shoulder to face corners.
- 25- All set to corner H.Schottische ; turn cnr BH twice
- 33-48 2c+4c repeat [17-32]
- 49- Women Circle4 L (at end pull back Rsh to face out) ; set to and turn P BH.
- 57- Men circle4 R, pull back Lsh ; set to and turn P BH.
- 65- G-Chain (one step per hand)
- 73- Promenade cclw round the set in Allemande hold, M bring W into middle of set and hold RH for bow and curtsy



16 MAJOR IAN STEWART J32 · 3/4L

John Drewry: RSCDS XXXV 4 · Crib: E-cribs · Diagram: Keith Rose's Diagrams

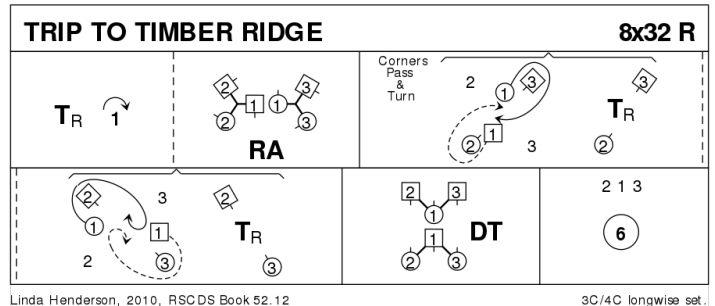
- 1- 1c+2c turn RH ½ into | ½ RHA into ; 2c+1c turn RH, 2c finish facing out (2,1,3)
- 9- Opposing Reels3 on own sides (1c inwards, Rsh to 4cnr) 1c finish facing 1cnr, 2c+3c finish with loops
- 17- SetH&G to (2,1,3)
- 25- Circle6 L {3}, cross R foot over L and chase back cclw to (2,1,3)



17 TRIP TO TIMBER RIDGE R32 · 3/4L

Linda Henderson: RSCDS LII 12 · Crib: E-cribs · Diagram: Keith Rose's Diagrams

- 1-- 1c turn RH | cast (2c up) ; 1W+2c & 1M+3c RHA, 1c facing 1cnrs at end
- 9-- Corners Pass and Turn, on [16] 1c pull Rsh back to finish BtoB in centre facing opposite side
- 17-- DTr, on [23-24] 1c Petronella turn to 2pl (2,1,3)
- 25-- Circle6 and back

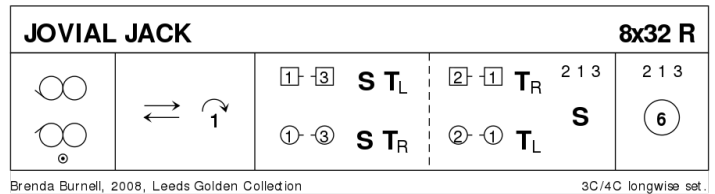


18 EXTRAS

19 JOVIAL JACK R32 · 3/4L

Brenda Burnell: The Leeds Golden Collection · Crib: MiniCribs · Diagram: Keith Rose's Diagrams

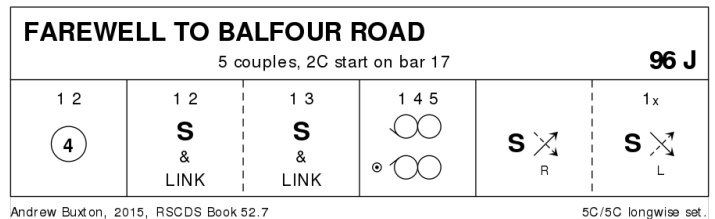
- 1-8 1s+2s+3s dance reflection reels of 3 on sides (1s in & down to start)
- 9-16 1s lead down for 3 bars, lead up to top (3 bars) and 1s cast to 2nd place
- 17-20 1s+3s set, 1M+3M turn RH **while** 1L+3L turn LH, 1s end facing up
- 21-24 1M+2M turn LH **while** 1L+2L turn RH, 2s+1s+3s set
- 25-32 2s+1s+3s circle round & back



20 FAREWELL TO BALFOUR ROAD J32 · 5/5L

Andrew Buxton: RSCDS LII 7 · Crib: SCDDDB Contributed Cribs & Diagrams · Diagram: Keith Rose's Diagrams

- 1- 1c+2c 4H round and back
- 9- 1c+2c set & link ; 1c+3c set & link
- 17- [2c start from top as 1c] 1c+4c+5c mirror reels 3 on sides
- 25- 1c set | cross down RH to 4pl [4c up] ; 1c set | cross down LH to 5pl [5c up]

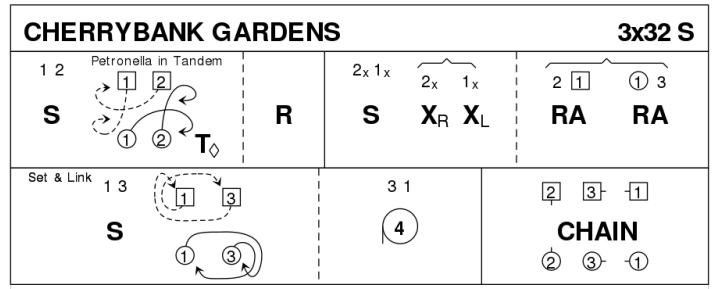


Repeat pattern until 1c are back at top but allow 5c to finish their turn [96 bars total]

21 CHERRYBANK GARDENS S32 · 3/3L

John Drewry: Bankhead Book Part 1 · Crib: E-cribs · Diagram: Keith Rose's Diagrams

- 1- 1c+2c set | petronella in tandem ; repeat (2x,1x,3)
- 9- 2c+1c set | 2c cross RH **while{2}** 1c cross LH ; 1W+2c & 1M+3c RHA (Teapots) to sidelines (2,1,3)
- 17- 1c+3c S&Link ; 3c+1c circle4 left, end 3c facing 1c for
- 25- G-Chain (2c cross to start) (2, 3, 1)



John Drewry, 1991, Bankhead 1

3C/3C longwise set.