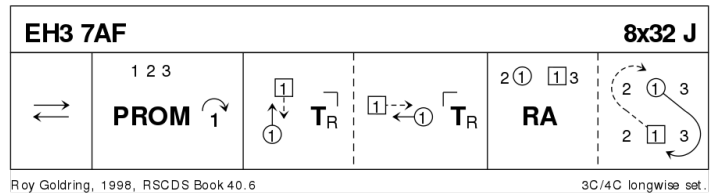


Leeds Branch Dance 19th January 2019

1 EH3 7AF J32 · 3/4L

Roy Goldring: RSCDS XL 6 · Crib: E-cribs · Diagram: Keith Rose's Diagrams

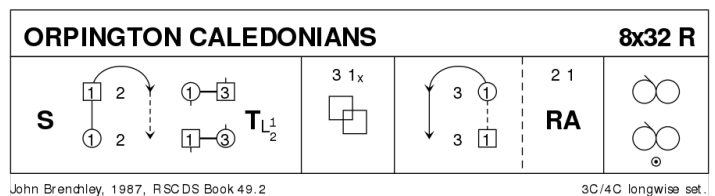
- 1-- 1c lead down the middle and up, on [8]
2c+3c step in for
- 9-- 1c+2c+3c Promenade, at end 1c cast
off (to 2,1,3)
- 17-- 1c cross Rsh | turn 1cnr RH ; cross
up/dn Rsh | turn 2cnr RH (2,1x,3) |
- 25-- 2c+1M & 1W+3c RHA ; 1c ½Fig 8 Rsh round 4cnr (2,1,3)



2 ORPINGTON CALEDONIANS R32 · 3/4L

John Brenchley: RSCDS XLIX 2 · Crib: E-cribs · Diagram: Keith Rose's Diagrams

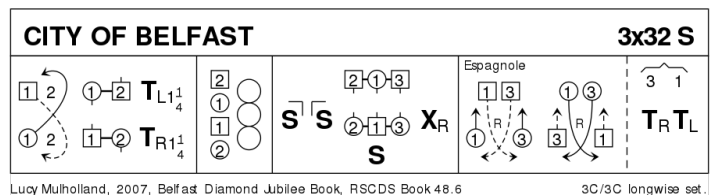
- 1-- 1c set | 1W followed by 1M cast off 1pl
(2c up on 5-6) and cross | 1c+3c turn
LH ½ on sidelines (1M+3M face out)
- 9-- 1c+3c L-Chain (1M face out)
- 17-- 1M followed by 1W cast up (3c down
on 19-20) and cross ; 1c+2c RHA
(1M+2W face out)
- 25-- Reels3 on the sides, 1c Lsh to 3c (2,1,3))



3 CITY OF BELFAST S32 · 3/3L

Lucy Mulholland: RSCDS XLVIII 6 · Crib: E-cribs · Diagram: Keith Rose's Diagrams

- 1-- 1c ½ Fig8 round 2c ; 1c turn 2c EH 1¼
into line across, 1c in the middle
- 9-- 1c+2c Reel4, finish 2c in 1pl and 1c
(last pass is Lsh) facing 1cnr
- 17-- 1c set to 1cnr | set to 2cnr, dancing R
into sideline (2,1x,3) ; All set | 1c cross
RH
- 25-- 1c+3c Espagnole (2,3,1)

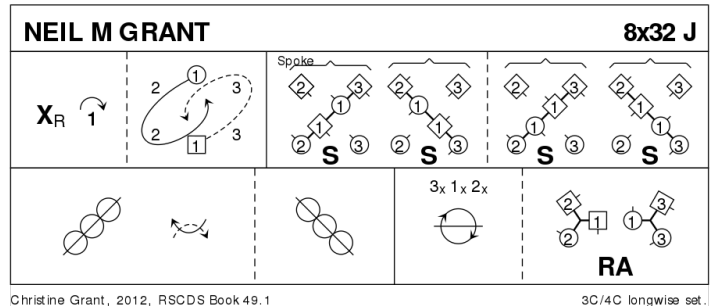


Espagnole: both W lead RHJ to M side, cross and cast back to exchanged places while Men cross to W side, lead RHJ back to M side crossing to exchanged places ; all turn P EH (2,1)

4 NEIL M GRANT J32 · 3/4L

Christine Grant: RSCDS XLIX 1 · Crib: E-cribs · Diagram: Keith Rose's Diagrams

- 1-- 1c cross RH | cast off (2c up) ; ½ Fig8 R (round 3cnr) to join with P LH and 1cnrs RH
- 9-- The Spoke: BiL{1}, advance LHJ cclw to next cnr {1} | repeat 3 times, finish facing 1cnr
- 17-- 1c+1cnrs ½ diag Reel4, pass Rsh ; 1c+2cnrs ½ Diag Reel4 (3x,1x,2x)
- 25-- all chase clw half round ; teapots R (2,1,3)

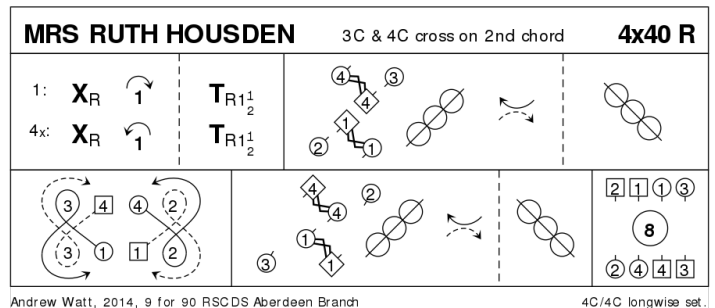


5 MRS RUTH HOUSDEN R40 · 4/4L

Andrew Watt: 9 for 90 RSCDS Aberdeen Branch 90th Anniversary 8 · Crib: MiniCribs · Diagram: Keith Rose's Diagrams

2 chords - on second chord 3s & 4s cross to opposite side

- 1-4 1s+4s cross RH, 1s cast off, **while** 4s cast up.
- 5-8 1s+4s turn RH 1.1/2 into prom hold. 1s facing 2M, 4s facing 3M.
- 9-16 1s+4s dance 1/2 RSh reel of 4 with their 1st corners. 1s and 4s pass LSh to their 2nd corners. 1s+4s dance 1/2 RSh reel of 4 with their 2nd corners. 1s and 4s pass RSh to finish in prom hold.
3L,4L,4M,2M
3M,1M,1L,2L
- 17-24 4L+1M dance Fig 8 round 3s, **while** 1L +4M dance Fig 8 round 2s.
- 25-32 1s+4s take prom hold. 1s and 4s pass LSh and dance 1/2 RSh diagonal reel with 1st corner position, pass LSh and dance 1/2 RSh diagonal reel with 2nd corner position to finish in prom hold.
2L,1L,1M,3M
2M,4M,4L,3L
- 33-40 All circle 8H round and back.

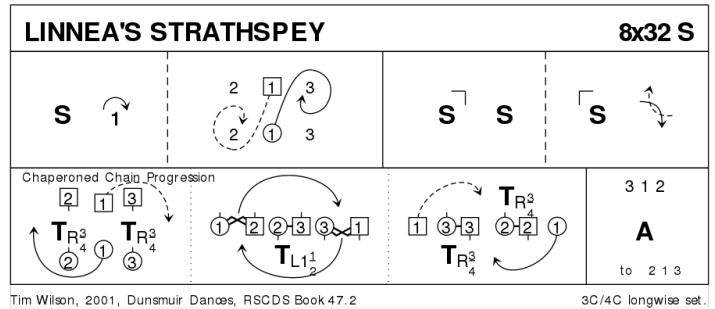


Note 1s & 4s have changed partners.

6 LINNEA'S STRATHSPEY S32 · 3/4L

Tim Wilson: RSCDS XLVII 2 · Crib: E-cribs · Diagram: Keith Rose's Diagrams

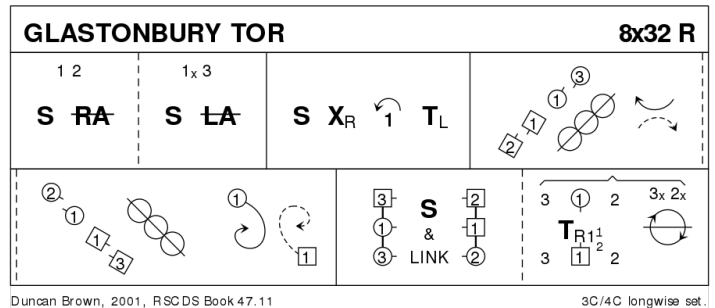
- 1- 1c set | cast off (2c up), cross Lsh and cast R round 1cnr to face 1cnr
 9- SetH&G, at end pass Rsh to face out in 2pl
 17- [Chaperoned Chain Progression] 1c cast ¼ clw round set **while**{ 2c & 3c Turn RH ¾ | 2M+3W turn 1½ LH **while** {} the others promenade ½ clw round set | 3c+2c turn RH ¾ and face up **while**{ 1c cast ¼ clw to meet in 2pl, for
 25- 3c+1c+2c Allemande (2,1,3)



7 GLASTONBURY TOR R32 · 3/4L

Duncan Brown: RSCDS XLVII 11 · Crib: E-cribs · Diagram: Keith Rose's Diagrams

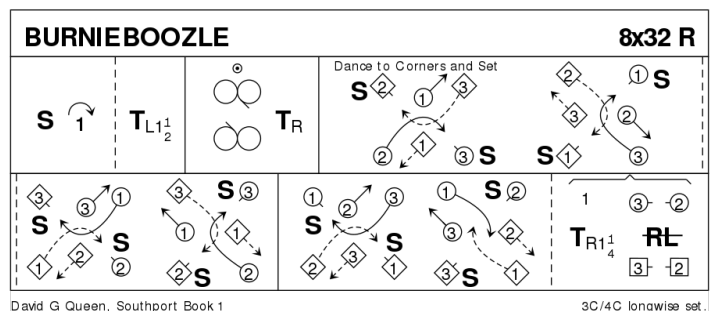
- 1- 1c+2c set | ½ RHA ; 1c+3c set | ½ LHA (2x,3x,1)
 9- 1c set | cross RH ; cast up one (3c down) | turn LH to face 1cnr (pos)
 17- ½ diag Reel4 with 1cnrs, pass Lsh ; ½ diag Reel4 with 2cnrs, 1c curve R into facing lines of 3 across, 1M at top, 1W at bottom
 25- All S&Link3 ; 1c turn RH 1½ **while**{4} cnrs chase clw ½ round (2,1,3)



8 BURNIEBOOZLE R32 · 3/4L

David G Queen: Southport Book Volume 1 · Crib: E-cribs · Diagram: Keith Rose's Diagrams

- 1- 1c set, cast (2c up) ; turn LH 1½ and face out (2,1x,3)
 9- Reels3 on the sides (Lsh to 2cnr), at end 1c turn RH to face 1cnrs
 17-32 »Dance to Each Corner and Set« (»Free« cnrs set diagonally **while**{2} centre dancers change place Rsh with the facing cnr, who in the centre pass Rsh to face next cnr on R. Repeat this five times, on alternating diagonals) ; 1c turn RH 1½ to 2pl **while**{4} 3c+2c ½ R&L starting along the sides.(2,1,3)

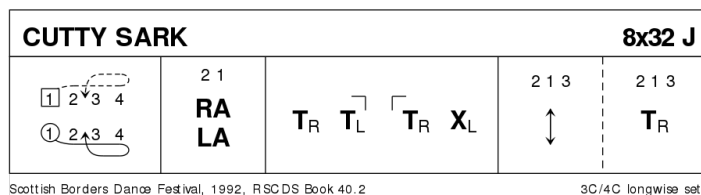


9 INTERVAL

10 CUTTY SARK J32 · 3/4L

RSCDS XL 2 · Crib: E-cribs · Diagram: Keith Rose's Diagrams

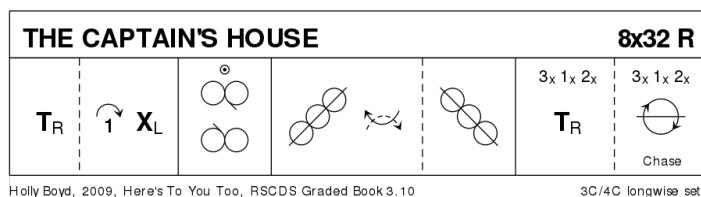
- 1- 1c cast off behind own lines (2c up) ; cast up to 2pl
- 9- 2c+1c RHA ; LHA
- 17- 1c turn RH to face 1cnr, turn 1cnr LH ; turn 2cnr RH, cross LH to (2,1,3)
- 25- All A&R ; all turn RH (2,1,3)



11 THE CAPTAIN'S HOUSE R32 · 3/4L

Holly Boyd: A Third Book of Graded Scottish Country Dances · Crib: E-cribs · Diagram: Keith Rose's Diagrams

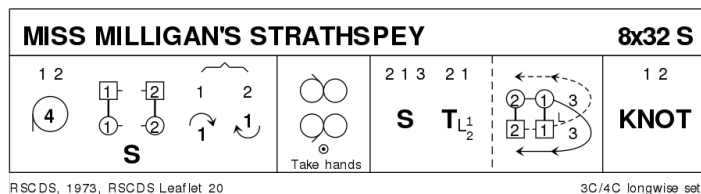
- 1- 1c turn RH ; cast (2c up) | cross LH and face out (2,1x,3)
- 9- Reels3 on the sides, Lsh to 2cnr, 1c finish facing 1cnr
- 17- ½ Reel4 with 1cnrs, pass Rsh ; ½ Reel4 with 2cnrs, finish (3x,1x,2x)
- 25- All turn P RH ; All chase ½ clw (2,1,3)



12 MISS MILLIGAN'S STRATHSPEY S32 · 3/4L

RSCDS: The Leaflet Dances with Music · Crib: E-cribs · Diagram: Keith Rose's Diagrams

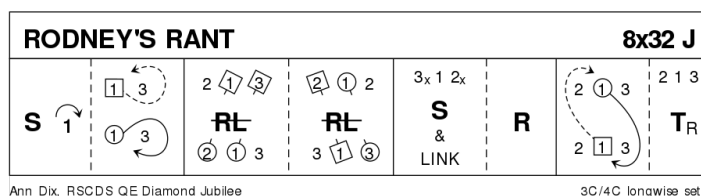
- 1- 1c+2c circle4 L, finish NHJ 1c facing 2c ; set, 1c turning in to face up | 1c cast off, 2c dance up (2,1,3)
- 9- Mirror Reels3 on the sides, 1c start down and in, join hands when possible, 2c+3c finish with loops
- 17- 2c+1c+3c set | 2c+1c ½ LH turn and face down ; lead (LHJ) down, cross below 3c and cast up (1,2,3)
- 25- 1c+2c the Knot. (2,1,3)



13 RODNEY'S RANT J32 · 3/4L

Ann Dix: QE Diamond Jubilee Dances · Crib: E-cribs · Diagram: Keith Rose's Diagrams

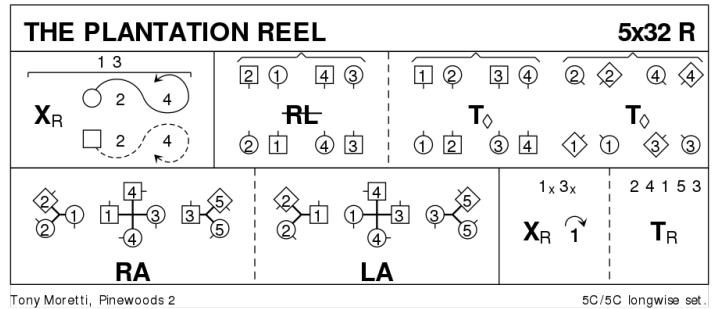
- 1- 1c set | cast (2c up) ; dance between 3c and cast up (2,1,3)
- 9- Diagonal R&L (3x,1,2x)
- 17- All S&Link3 into lines across ; repeat (2,1x,3)
- 25- 1c ½ Fig8 L (W up, M down) ; All turn P RH (2,1,3)



14 THE PLANTATION REEL R32 · 5/5L

Tony Moretti: Pinewoods Collection Vol 2 · Crib: E-cribs · Diagram: Keith Rose's Diagrams

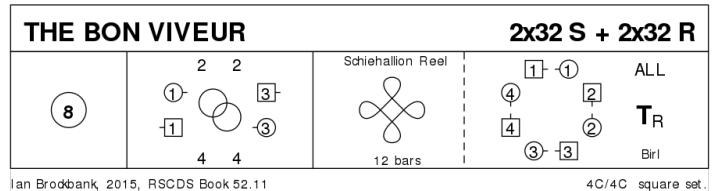
- 1- 1c+3c cross RH | cast off (2c+4c up) ; lead down one, cast up one (2,1x,4,3x,5)
 9- 2c+1c & 4c+3c, ½ R&L ; 1c+2c & 3c+4c Petronella twice to next position cclw in their square (2,1x,4,3x,5)
 17- 2c+1M & 1W+4c+3M & 3W+5c RHA to sidelines ; 2c+1W, 1M+4c+3W & 3M+5c LHA (to 2,1x,4,3x,5)
 25- 1c+3c cross RH | cast off one place (4c+5c up) ; all turn P RH (2,4,1,5,3)



15 THE BON VIVEUR M64 · 4S

Ian Brockbank: RSCDS LII 11 · Crib: E-cribs · Diagram: Keith Rose's Diagrams

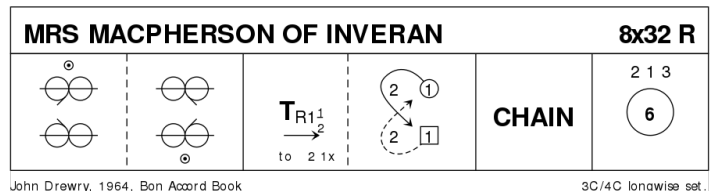
- 1-- Circle8 and back
 9-- 1c+3c Men's Chain
 17-28 12 bars of Schiehallion reel (4,1,2,3)
 29-32 All Birl or Turn P RH (4,1,2,3)



16 MRS MACPHERSON OF INVERAN R32 · 3/4L

John Drewry: Bon Accord Book of Scottish Country Dances · Crib: E-cribs · Diagram: Keith Rose's Diagrams

- 1- 1c+2c+3c Inveran Reels3 (1c crossing top and bottom)
 9- 1c turn RH 1½ into 2plx facing out (2c up) ; 1c cast up round 2c and cross down to (2,1,3)
 17- G-Chain (2c cross)
 25- circle6 and back

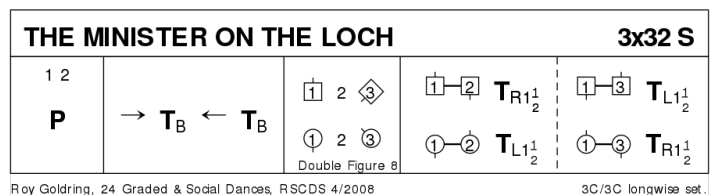


17 EXTRAS

18 THE MINISTER ON THE LOCH S32 · 3/3L

Roy Goldring: Magazine Dances 2005-2009 · Crib: E-cribs · Diagram: Keith Rose's Diagrams

- 1- 1c+2c Pousette
 9- 1c dance down 2 places, turn BH ; dance up 2 places, turn BH, open upwards and face out
 17- 1c+3c DbIFig8 round 2c, 1c casting, 3c crossing up to begin, 1c finish facing out for
 25- 1W+2W & 1M+2M turn EH 1½ ; 1c+3c repeat (2,3,1)

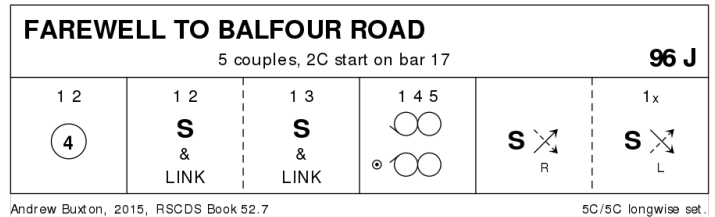


19 FAREWELL TO BALFOUR ROAD

J32 · 5/5L

Andrew Buxton: RSCDS LII 7 · Crib: SCDDDB Contributed Cribes & Diagrams · Diagram: Keith Rose's Diagrams

- 1– 1c+2c 4H round and back
- 9– 1c+2c set & link ; 1c+3c set & link
- 17– [2c start from top as 1c] 1c+4c+5c mirror reels3 on sides
- 25– 1c set | cross down RH to 4pl [4c up] ;
1c set | cross down LH to 5pl [5c up]



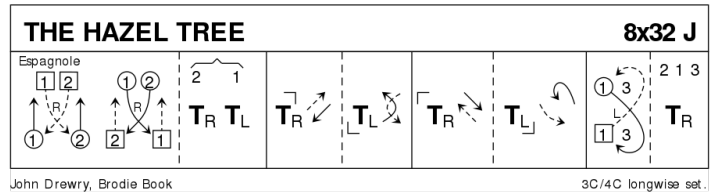
Repeat pattern until 1c are back at top but allow 5c to finish their turn [96 bars total]

20 THE HAZEL TREE

J32 · 3/4L

John Drewry: New Dances by John Drewry 2005 · Crib: E-cribs · Diagram: Keith Rose's Diagrams

- 1– 1c+2c Espagnole, 1c finishing facing 1cnr
- 9– 1c turn 1cnr RH, pass Rsh ; turn 3cnr LH, pass Lsh (cnrs dance for {4})
- 17– Turn 2cnr RH, pass Rsh ; turn 4cnr LH, pass Lsh to 2plx side by side facing down
- 25– Lead LHJ between 3c, cross and cast to 2pl ; All C turn RH



Espagnole: both W lead RHJ to M side, cross and cast back to exchanged places while{} Men cross to W side, lead RHJ back to M side and cross to exchanged places ; all turn P EH (2,1)

21 BLOOMS OF BON ACCORD

R32 · 4/4L

John Drewry: Deeside Book Part 2 · Crib: E-cribs · Diagram: Keith Rose's Diagrams

3c+4c cross on 2nd chord(1,2,3x,4x). This dance has top/bottom symmetry

- 1– All C set | 1c+2c & 3c+4c RHA | 1c & 4c cast in to 2pl/3pl **while**{2} 2c+3c lead out to end places
- 9– 1c+4c cross RH, cast to ends, meet in promhold and dance in between end couples, curve round the other couple Rsh to finish 1c / 4c on M/W side facing out and right
- 17– 1c & 4c (in promhold) Rsh Reels3 with the »corners« on M/W sides, at end meet in the centre
- 25– 4c+1c RHA, at end M swivels right so couples face ends of set (1c down, 4c up, W on P's left, RHJ) ; 4c&1c cross down between end couples and cast in to 3pl/2pl (to 2,4,1x,3x)

