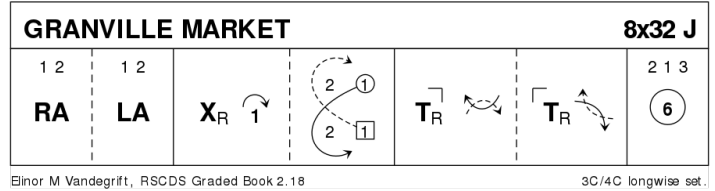


Leeds Branch Dance 19th October 2019

1 GRANVILLE MARKET J32 · 3/4L

Elinor M Vandegrift: A Second Book of Graded Scottish Country Dances · Crib: E-cribs · Diagram: Keith Rose's Diagrams

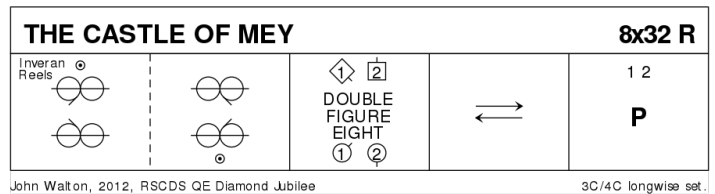
- 1- 1c+2c RHA, LHA
- 9- 1c cross RH | cast (2c up) ; ½ Fig8 up to face 1cnr
- 17- 1c turn 1cnr RH | pass Rsh ; turn 2cnr RH | pass Rsh to (2,1,3)
- 25- Circle6 and back



2 THE CASTLE OF MEY R32 · 3/4L

John Walton: QE Diamond Jubilee Dances · Crib: E-cribs · Diagram: Keith Rose's Diagrams

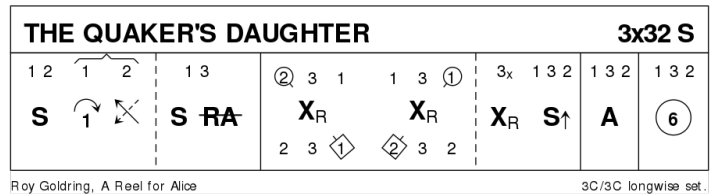
- 1- Inveran Reels3 on the sides, 1c crossing down to start (1,2,3)
- 9- 1c+2c DbIFig8, 1c cross down to start
- 17- 1c lead down the middle and up, finishing for
- 25- 1c+2c Poussette



3 THE QUAKER'S DAUGHTER S32 · 3/3L

Roy Goldring: A Reel for Alice and Other Social Dances · Crib: E-cribs · Diagram: Keith Rose's Diagrams

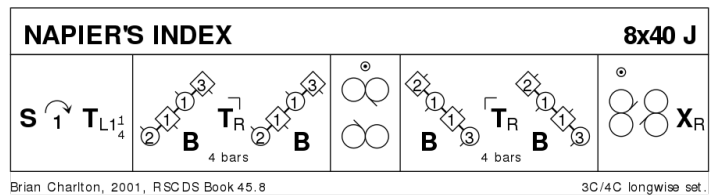
- 1- 1c+2c set | 1c cast while 2c cross up (no hands) ; 1c+3c set | ½ RHA (2x,3x,1x)
- 9- 2M+1W change places RH | 2W+1M change places RH ; 3c cross | all set advancing into
- 17- 1c+3c+2c Allemande
- 25- 2c+3c+1c Circle6 and back



4 NAPIER'S INDEX J40 · 3/4L

Brian Charlton: RSCDS XLV 8 · Crib: E-cribs · Diagram: Keith Rose's Diagrams

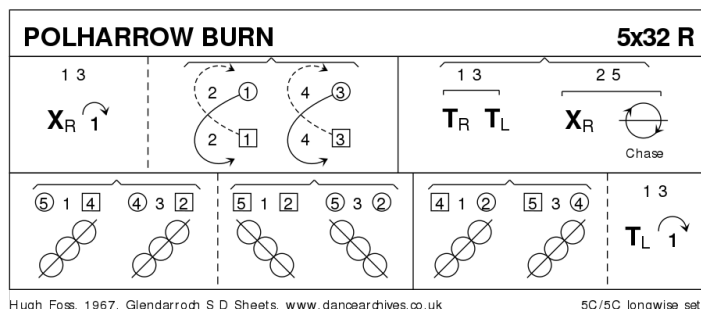
- 1- 1c set | cast off ; turn LH 1¼ into
- 9- 1c+1cnr BiL | 1c+1cnr turn RH {4} | repeat BiL
- 17- 1c+cnr Reels3 on the sides, Lsh to 2cnr, 1c finish LHJ and RHJ with 2cnr
- 25- 1c+2cnr repeat [9-16]
- 33- Reels3 across, 1c Lsh to 3cnr, at end 1c cross RH as 2c+3c curve into place (2,1,3)



5 POLHARROW BURN R32 · 5/5L

Hugh Foss: Magazine Dances 2005-2009 · Crib: E-cribs · Diagram: Keith Rose's Diagrams

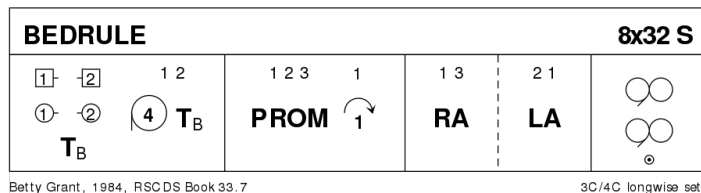
- 1- 1c+3c cross | cast off (2c+4c up) ; ½ Fig8 up round 2c/4c (2,1,4,3,5)
- 9- 1c+3c turn P RH ; turn P LH to face 1cnrs **while**{8} 2c+5c cross RH and chase clw. to other end of set (2M & 5W leading P) (5,1,4,3,2)
- 17- diag. ½Reels4 with 1cnrs (1diags.) (pass Lsh) ; repeat on 2diags.
- 25- Repeat with 3cnrs (1diags) ; 1c+3c turn LH and cast off on own side (4c+5c up) (2,4,1,5,3)



6 BEDRULE S32 · 3/4L

Betty Grant: RSCDS XXXIII 7 · Crib: E-cribs · Diagram: Keith Rose's Diagrams

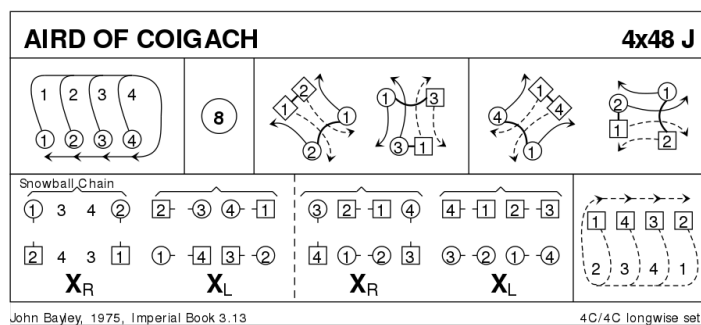
- 1- 1W+2W & 1M+2M turn BH | open into circle4 L | 1c+2c turn P BH (on [8] 3c dance in) into
- 9- 1c+2c+3c Promenade, on [15-16] 1c cast off & 2c dance up (2,1,3)
- 17- 1c+3c RHA to sidelines (1W long turn) ; 2c+1c LHA, 1c finish facing down
- 25- 2c+1c+3c Rsh Reels3 on the sides (2,1,3)



7 AIRD OF COIGACH J48 · 4/4L

John Bayley: Imperial Book of Scottish Country Dances - Volumes 1-3 · Crib: E-cribs · Diagram: Keith Rose's Diagrams

- 1- All four men cross above P, cast below 4W and back up own side to 4,3,2,1
- 9- All circle8 and back, end in a square set, with the dancers spaced equally around the circle.
- 17- 1M+LH person (=2M) & 1W+LH person (=2W) dance as pairs diagonally across the circle (1M pair forms arch, 1W pair passes under) through opposite places, divide and 1M & 1W cast R to pick up next person on left in the circle ; 1W+3M & 1M+3W repeat across
- 25- 1W+4W & 1M+4M repeat diagonally ; 1W+2M & 1M+2W repeat up and down
- 33- Top and bottom couples cross RH to start 4 changes of a snow ball chain, to finish Men 2,3,4,1 and Women 1,4,3,2
- 41- All women cross below opposite man, cast up round top and down own side to longwise set 2,3,4,1

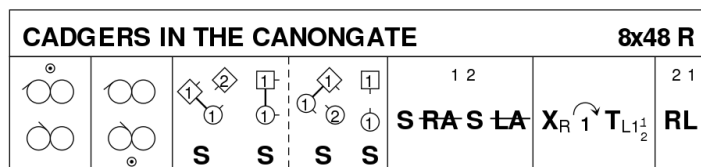


8 CADGERS IN THE CANONGATE

R48 · 3/4L

Walsh (18C): RSCDS IX 10 · Crib: E-cribs · Diagram: Keith Rose's Diagrams

- 1- 1c Rsh Reels3 on opposite sides, 1M starts across top (Rsh to 2W), 1W crosses down (Lsh to 3M) (to 1x,2,3)
- 9- 1c Rsh Reels3 on own sides, 1W starts across top, 1M crosses down, end in 1pos NHJ (1,2,3)
- 17- 1c NHJ set to 2W | move round in PdB to face 2M ; set to 2M | retire in PdB to 1pl
- 25- 1c+2c set | ½ RHA ; set | ½ LHA to places
- 33- 1c cross RH | cast off one (2c up) ; 1c turn LH 1½ (to 2,1,3)
- 41- 2c+1c R&L.



Walsh, 1748, RSCDS Book 9.10

3C/4C longwise set.

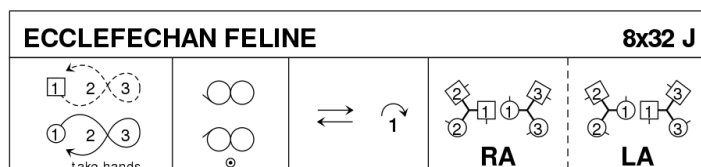
Alternative for [1-8]: 1c ends on own side. See 101 SCD and Manual

9 PROGRAMME ITEM – Interval

10 ECCLEFECHAN FELINE J32 · 3/4L

Bob McMurtry: Le Petit Chat Celtique · Crib: E-cribs · Diagram: Keith Rose's Diagrams

- 1- 1c Fig8 on own side (start in and down ; take NH where possible).
- 9- 1c+2c+3c Mirror Reels3 on own sides (2c start out & up)
- 17- 1c dance down middle {3}, up {3}, and cast off (2c up)
- 25- Teapots R ; and L (1M+3c & 1W+2c RHA, 1c pass Rsh ; 1M+2c & 1W+3c LHA) (2,1,3)



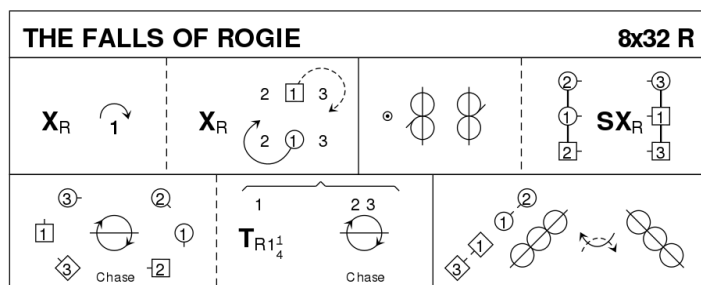
Bob McMurtry, Le Petit Chat Celtique

3C/4C longwise set.

11 THE FALLS OF ROGIE R32 · 3/4L

Jean Attwood: Alexander Dances Book 1 · Crib: E-cribs · Diagram: Keith Rose's Diagrams

- 1- 1c cross RH | cast (2c up) ; cross RH | cast R (M up, W down)
- 9- ½ Reels3 across (Lsh to 2cnr) ; set in lines across | all cross up/down RH
- 17- Corners chase once clw **while{8}** 1c chase half way clw and turn RH 1¼ to face 1cnr positions
- 25- ½ diag. Reel4 with 1cnrs, 1c pass Rsh ; ½ diag. Reel4 with 2cnrs, 1c passing Rsh to 2pl.



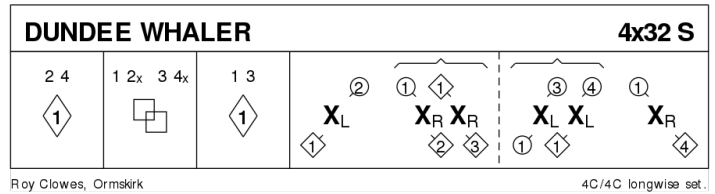
Jean Attwood, Alexander Dances 1

3C/4C longwise set.

12 THE DUNDEE WHALER S32 · 4/4L

Roy Clowes: Ormskirk Scottish Dances - Memorial Edition · Crib: E-cribs · Diagram: Keith Rose's Diagrams

- 1- 2c+4c petronella (to 1,2x,3,4x)
- 9- 1c+2c & 3c+4c L-Chain
- 17- 1c+3c petronella (to 1x,2x,3x,4x)
- 25- 1W+2M cross LH | 1M+2W & 1W+3W cross RH ; 1M+3M & 1W+4M cross LH | 1M+4W cross RH (2,3,4,1).



[25-32] represent tacking the ship, therefore no polite turns

13 THE COOPER'S WIFE R32 · 3/4L

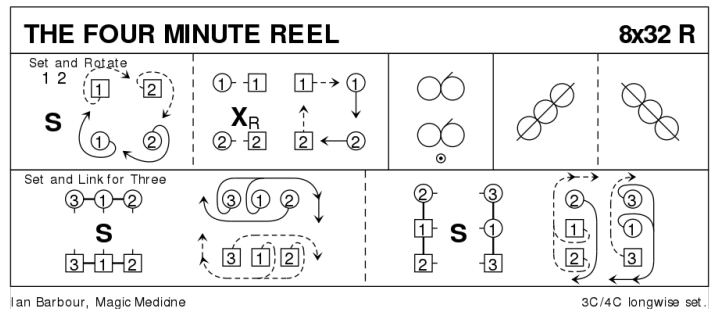
George Will: Bridge Of Earn Collection · Crib: MiniCribs

- 1-8 1s & 2s dance Chain Progression :
1s+2s 3/4 turn RH, 1M+2L turn LH 1.1/2 times as ptrns chase cl'wise 1/2 way, 2s+1s turn RH to end on sides in order 2 1
- 9-16 1M casts up 1 place **while** 1L casts down 1 place, 1s turn LH 1.1/2 times to face 1st corners
- 17-24 1s dance 'Hello-Goodbye' setting
- 25-32 1s dance reels of 3 across giving LSh to 1st corners

14 THE FOUR MINUTE REEL R32 · 3/4L

Ian Barbour: Magic Medicine · Crib: E-cribs · Diagram: Keith Rose's Diagrams

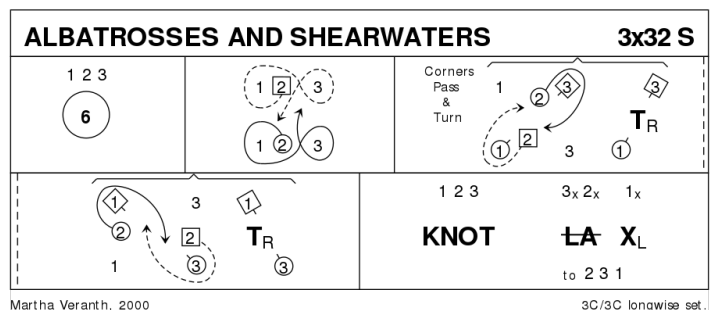
- 1- 1c+2c Set&Rotate (set diagonally | cast 1 place clw ; change place RH with P | chase 1 place clw)
- 9- Reels3 on own side, Rsh to 2c, finish facing 1cnr
- 17- 1/2Reel4 with 1cnrs ; repeat with 2cnrs (to 3x,1x,2x)
- 25- 2c+1c+3c S&Link3 twice (2,1,3)



15 ALBATROSSES AND SHEARWATERS S32 · 3/3L

Martha Morrison Veranth: Feathered Friends · Crib: E-cribs · Diagram: Keith Rose's Diagrams

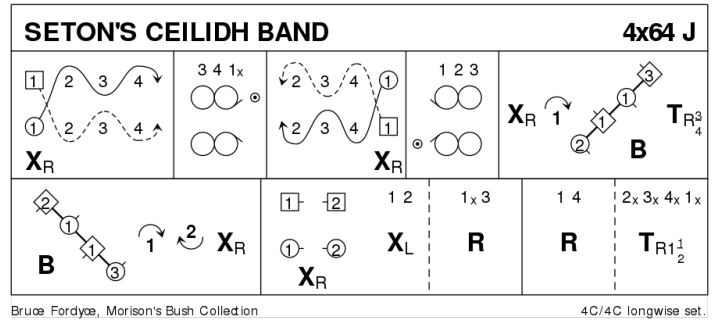
- 1- 1c+2c+3c circle6 and back.
- 9- 2c dance up one | cast off ; dance down one | cast up to face 1cnr
- 17- 2c cnrs pass and turn (change pl. Rsh with 1cnr who turn RH | change back, 2c passing Rsh to face 2cnr ; repeat with 2cnr, 2c finishing in own place) (1,2,3)
- 25- 3-couple knot, but on [31-32] 1c finish in 3pl **while**{2} 2c+3c dance 1/2 LHA (to 2,3,1) (this figure is the slipknot).



16 SETON'S CEILIDH BAND J64 · 4/4L

A Bruce Fordyce: The Bruce Fordyce Memorial Collection · Crib: E-cribs · Diagram: Keith Rose's Diagrams

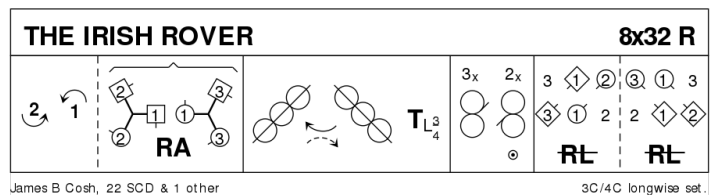
- 1– 1c cross RH, cast (2c up) ; dance between 3c (3c up) , behind 4c (4c up) to (2,3,4,1x)
- 9– 3c+4c+1c Reel3 on side (1c in, 4c out and down to begin)
- 17– 1c repeat bars 1-8 from 4th position, dancing up the set (1,2,3,4)
- 25– 1c+2c+3c Reels3 on side (1c in, 2c up and out to begin)
- 33– 1c cross RH | cast (2c up) and give RH to P, LH to 1cnr ; BiL, 1c turn RH to 2cnr
- 41– 1c+2cnrs BiL, 1c cast off behind 3c, lead up RH crossing over to 1pl own side facing down (2c down)
- 49– 1c+2c ½ R&L, giving RH on the side to begin ; repeat with 3c
- 57– Repeat with 4c ; all C turn RH 1½.



17 THE IRISH ROVER R32 · 3/4L

James B Cosh: Twenty Two SCD · Crib: E-cribs · Diagram: Keith Rose's Diagrams

- 1– 1c lead through 3c (2c up) and cast up ; 1M+3c and 1W+2c RHA, finish facing 1cnrs.
- 9– 1c+1cnrs ½ Reel4, pass Lsh ; ½ Reel4 with 2cnrs, fast ¾ LH turn in the centre
- 17– 1W+3c (at top) & 1M+2c Reels3 across (Lsh to 1cnr pos), (to 3x,1,2x)
- 25– diagonal R&L (1M down,1W up) (2,1,3)

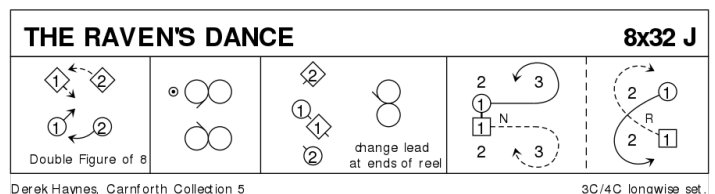


18 PROGRAMME ITEM – Extras

19 THE RAVEN'S DANCE J32 · 3/4L

Derek Haynes: Carnforth Collection of SC Dances 5 · Crib: E-cribs · Diagram: Keith Rose's Diagrams

- 1– 1c+2c DbIFig8 (1c cross down, 2c dance up, no cast), at the end 2c face out
- 9– Crossover Reels3 on the sides (1c cross down, 2c out and up), finish 1c side by side at top facing down, W on the R, 2c facing out
- 17– 1c (together) +2c Lead-change Reel3 across, Rsh to 2M. 2c finish in 1pl with 1c in between facing down
- 25– 1c dance down, cast up round 3c, lead up, cross between 2c and cast off (2,1,3)

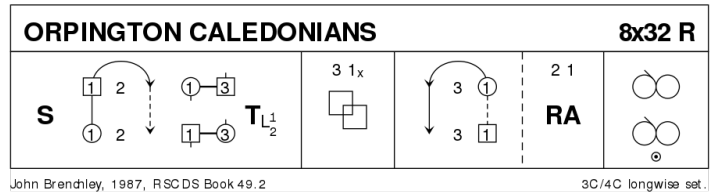


20 ORPINGTON CALEDONIANS

R32 · 3/4L

John Brechley: RSCDS XLIX 2 · Crib: E-cribs · Diagram: Keith Rose's Diagrams

- 1-- 1c set | 1W followed by 1M cast off 1pl (2c up on 5-6) and cross | 1c+3c turn LH ½ on sidelines (1M+3M face out)
- 9-- 1c+3c L-Chain (1M face out)
- 17-- 1M followed by 1W cast up (3c down on 19-20) and cross ; 1c+2c RHA (1M+2W face out)
- 25-- Reels3 on the sides, 1c Lsh to 3c (2,1,3)



21 THE SILVER GREY

S32 · 3/3L

Roy Goldring: Graded and Social Dances 2 - 23 Dances · Crib: E-cribs · Diagram: Keith Rose's Diagrams

- 1-- All set and cross RH ; set and cross RH
- 9-- All circle6 and back, finish 1c facing 3c down/up in the middle
- 17-- 1c+3c ¾ of R&L up/down | 3c cross LH to sidelines **while** 1c cast off one (2c up) (to 2,1x,3)
- 25-- 1c cross down into ½ Fig8 round 3c ; 1c followed by 3c dance up (NHJ) to top and cast off to order 2,3,1

