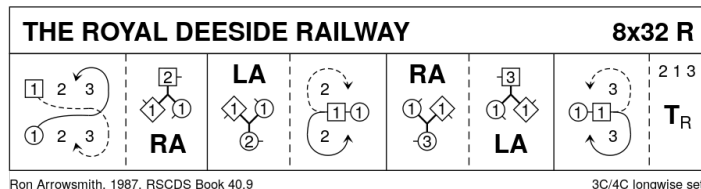


# Leeds Branch Dance 21st March 2020 7pm St Chad's Parish Centre

## 1 THE ROYAL DEESIDE RAILWAY R32 · 3/4L

Ron Arrowsmith: RSCDS XL 9 · Crib: E-cribs · Diagram: Keith Rose's Diagrams

- 1- 1c (no hands) dance down cross below 3c and (2c up) cast up to 2W ; 1c (1W leads)+2W RHA
- 9- 1c+2M LHA, finish facing up, 1M behind 1W ; dance up and cast off on own side to 3M (1W leading)
- 17- 1c+3M RHA ; 1c+3W LHA, 1c finish facing down, 1W leading
- 25- 1c dance down between 3c, cast up on own side to 2pl ; 2c+1c+3c turn RH

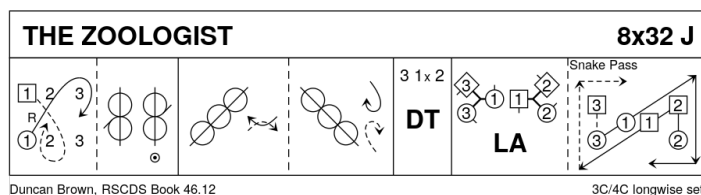


after 2nd turn new 3c step up on [1-2]

## 2 THE ZOOLOGIST J32 · 3/4L

Duncan Brown: RSCDS XLVI 12 · Crib: E-cribs · Diagram: Keith Rose's Diagrams

- 1- 1c cross down RH (2c up) and cast R to between end cpl facing 4cnr ; ½ Lsh Reels3 across, 1c face 1cnr (pos)
- 9- ½ Reel4 on 1diag, 1c pass Rsh and face 2cnr pos. ; ½ Reel4 on 2diag, 1c finish BtoB in middle facing opposite side (3, 1x\_mid, 2)

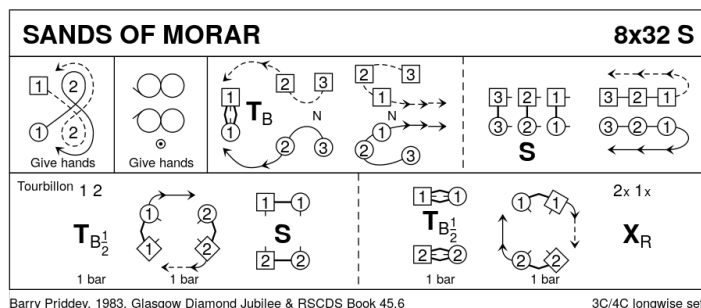


- 17- DTr, 1c finish Rsh to Rsh facing opposite side
- 25- 3c+1M & 1W+2c LHA finish as started ; 1M leading 3c & 1W leading 2c dance to 1cnr {1}, 4cnr {2}, 2pl own side {1}, to finish (2,1,3). This is like the »Snake Pass«, but with sharp angles, forming the letter »Z« for Zoologist (from a note by the deviser).

## 3 SANDS OF MORAR S32 · 3/4L

Barry Priddey: RSCDS XLV 6 · Crib: E-cribs · Diagram: Keith Rose's Diagrams

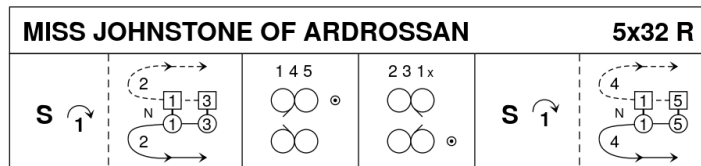
- 1- 1c Fig8 round 2c, giving hands
- 9- All Mirror Reels3 on own side, 1c starts in, join hands on meeting P
- 17- 1c turn BH | 1c dance to 3pl NHJ **while{4}** 2c+3c continue reel to top and follow behind 1c ; 3c+2c+1c set facing down | 1c cast to top, 2c+3c following to finish (1,2,3)
- 25- 1c+2c Tourbillon (1c+2c turn P BH ½, opening out to one place clw in the square (1c to W side, 2c to M side) | 1c set to 2c ; repeat figure (to 2x,1x) | 2c+1c cross RH) (2,1,3)



## 4 MISS JOHNSTONE OF ARDROSSAN R32 · 5/5L

Roy Goldring: *Thirty Popular Dances, Volume Two* · Crib: *E-cribs* · Diagram: *Keith Rose's Diagrams*

- 1- 1c set | cast off (2c up) ; 1c followed by 3c dance up and cast round 2c to (2,3,1,4,5)
- 9- 1c+4c+5c mirror Reels3, 1c cross down to enter, 4c start out and up (2,3,1x,4,5)
- 17- 2c+3c+1c mirror Reels3, 1c cross up to enter, 3c start out and down
- 25- 1c set | cast off to 4pl (4c up) ; 1c followed by 5c dance up and cast round 4c to (2,3,4,5,1)



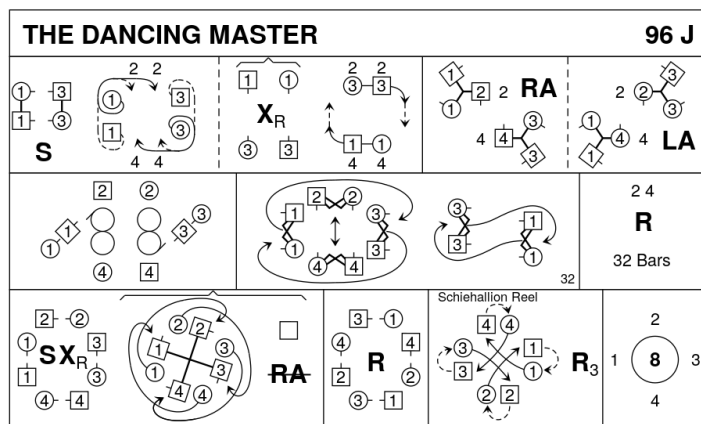
Roy Goldring, 2000, 14 Social Dances for 2000, RSCDS Thirty Popular Dances Vol 2

5C/5C longwise set.

## 5 THE DANCING MASTER J96 · 4S

John Drewry: *Thirty Popular Dances, Volume Two* · Crib: *E-cribs* · Diagram: *Keith Rose's Diagrams*

- 1- 1c set to 3c | both cast ¼ clw into the middle and face across ; 1c+3c cross RH | chase clw to P's place facing clw
- 9- 1c+2W & 3c+4W RHA (1c+3c, W leading, pass through own place into) ; 1c+4M & 3c+2M LHA , finish again in P's place
- 17- 1c & 3c (W leading M) Rsh Reels3 with the same two corners (1c+2W+4M, 3c+4W+2M), 1c+3c face out in P's place, 2c+4c face in and all take promhold
- 25- 1c+3c chase clw half round, **while**{4} 2c+4c A&R ; 1c & 3c pass Rsh to own place
- 33-64 2c+4c repeat [1-32]
- 65- All set to P | change places RH (M face out) ; all W ½RHA and dance out to W place ¾ clw from the start **while**{4} all M dance one place clw, to meet »opposite partner«
- 73- Repeat [65-72] with new partner (to 3,4,1,2)
- 81- Half Schiehallion Reel (to own places)
- 89- All circle8 and back.



John Drewry, 1989, Donside Book, RSCDS Thirty Popular Dances Vol 2

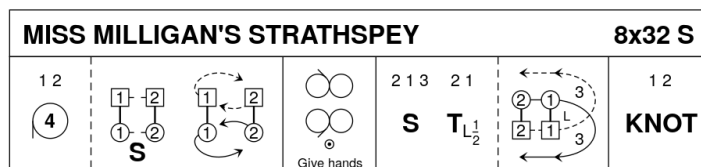
4C/4C square set.

Note by Drewry: On [65-68] and [69-72] the W use RH twice. This can be avoided by substituting: [65-68] »All set to P | change places passing Rsh, (M face out)«

## 6 MISS MILLIGAN'S STRATHSPEY S32 · 3/4L

RSCDS: *The Leaflet Dances with Music* · Crib: *E-cribs* · Diagram: *Keith Rose's Diagrams*

- 1- 1c+2c circle4 L, finish NHJ 1c facing 2c ; set, 1c turning in to face up | 1c cast off, 2c dance up (2,1,3)
- 9- Mirror Reels3 on the sides, 1c start down and in, join hands when possible, 2c+3c finish with loops
- 17- 2c+1c+3c set | 2c+1c ½ LH turn and face down ; lead (LHJ) down, cross below 3c and cast up (1,2,3)
- 25- 1c+2c the Knot. (2,1,3)



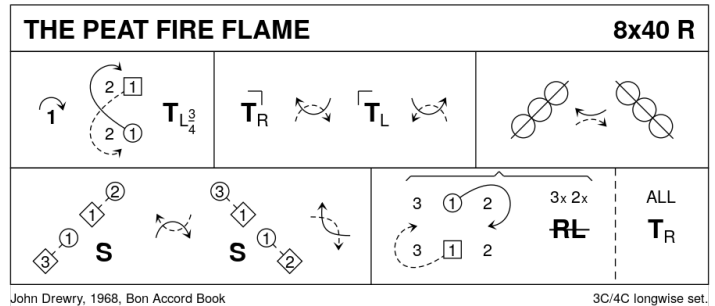
RSCDS, 1973, RSCDS Leaflet 20, RSCDS Thirty Popular Dances Vol 2

3C/4C longwise set.

## 7 THE PEAT FIRE FLAME R40 · 3/4L

John Drewry: *Bon Accord Book of Scottish Country Dances* · Crib: *E-cribs* · Diagram: *Keith Rose's Diagrams*

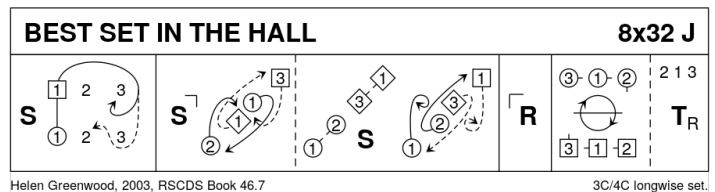
- 1- 1c cast off (2c up) | 1c ½Fig8 between 2c | 1c turn LH to 1cnr.
- 9- 1c turn 1cnr RH | pass Rsh ; turn 2cnr LH | pass Lsh to face 1cnr.
- 17- ½Reel4 with 1cnrs, pass Lsh ; ½Reel4 with 2cnrs, finishing facing 3cnr (1cnr person)
- 25- 1c set to 3cnr, 1c spiral Rsh round each other (skip change !); 1c set to 4cnr (2cnr person) spiral Rsh as before to face out in 2plx.
- 33- 1c cast R and meet in the middle **while**{4} corners ½R&L (no polite turns) ; all turn RH (1c remains facing out on 1st turn) (2,1,3)



## 8 BEST SET IN THE HALL J32 · 3/4L

Helen Greenwood: *RSCDS XLVI 7* · Crib: *E-cribs* · Diagram: *Keith Rose's Diagrams*

- 1- 1c set | 1W (1M follows) casts off 2, crosses, W dances up behind M line, and M dances up the middle, 1c face 1cnr (2c up)
- 9- 1c set to 1cnr | 1c cast Rsh round each other to 3cnr position **while**{2} 1cnrs dance into centre, and swivel R to face own cnr ; repeat, 1cnrs finishing in exchanged places, and 1c facing 2cnr
- 17- Repeat with 2cnrs (3x,1x,2x)
- 25- All chase clw ½ round ; all turn RH. (2,1,3)

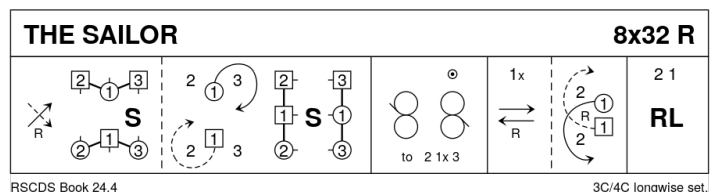


## 9 INTERVAL

## 10 THE SAILOR R32 · 3/4L

*RSCDS XXIV 4* · Crib: *E-cribs* · Diagram: *Keith Rose's Diagrams*

- 1- 1c cross down RH (2c up) to 2plx and BiL with cnrs ; 1c cast R into lines across | all set
- 9- All Reels3 across, Rsh to 1cnr, finishing (2,1x,3)
- 17- 1c lead down | lead to the top ; cross and cast to (2,1,3)
- 25- 2c+1c R&L.

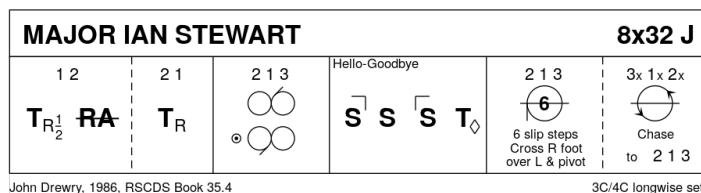


Note: [3-4] is NOT in DTr position.

## 11 MAJOR IAN STEWART J32 · 3/4L

John Drewry: RSCDS XXXV 4 · Crib: E-cribs · Diagram: Keith Rose's Diagrams

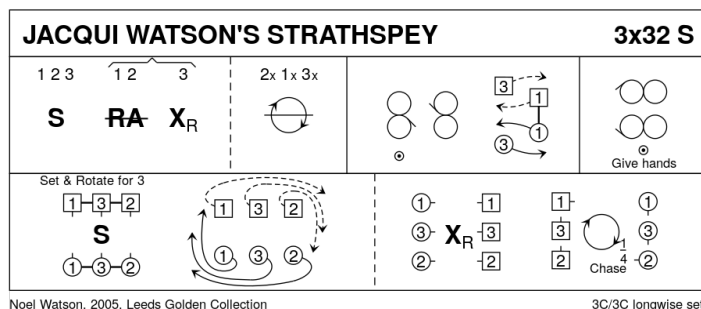
- 1-- 1c+2c turn RH ½ into | ½ RHA into ; 2c+1c turn RH, 2c finish facing out (2,1,3)
- 9-- Opposing Reels3 on own sides (1c inwards, Rsh to 4cnr) 1c finish facing 1cnr, 2c+3c finish with loops
- 17-- SetH&G to (2,1,3)
- 25-- Circle6 L {3}, cross R foot over L and chase back cclw to (2,1,3)



## 12 JACQUI WATSON'S STRATHSPEY S32 · 3/3L

Noel Watson: The Leeds Golden Collection · Crib: E-cribs · Diagram: Keith Rose's Diagrams

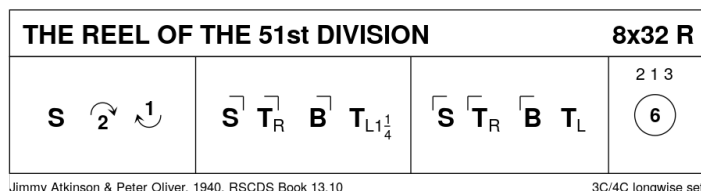
- 1-- All set | 1c+2c ½ RHA as 3c cross RH ; All chase clw half round (3,1,2)
- 9-- Reels3 across, 1c Rsh to 2cnr (pos), 1c finish at top NHJ and 3c in 2pl
- 17-- Mirror Reels3 on own side, 3c start in and down, touch hands when possible (1,3,2)
- 25-- Set&Rotate for 3 (2,3,1) [All set | all cast ¼ round clw ; all cross RH with opposite | all chase ¼ clw]



## 13 THE REEL OF THE 51ST DIVISION R32 · 3/4L

James Edward McCartney Atkinson: RSCDS XIII 10 · Crib: E-cribs · Diagram: Keith Rose's Diagrams

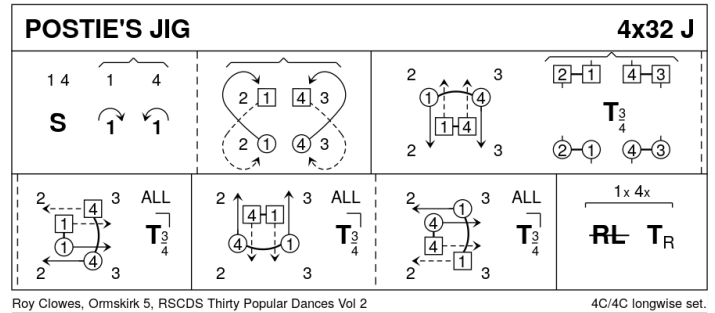
- 1-- 1c set | cast off two places (2c up) and lead up to 1cnrs
- 9-- 1c set to 1cnr | turn 1cnr RH and join LH in the middle ; BiL | turn 1¼ LH to 2cnrs
- 17-- Repeat with 2cnrs | cross to (2,1,3)
- 25-- 2c+1c+3c circle6 and back.



## 14 POSTIE'S JIG J32 · 4/4L

Roy Clowes: *Thirty Popular Dances, Volume Two* · Crib: *E-cribs* · Diagram: *Keith Rose's Diagrams*

- 1-- 1c+4c set, cast to middle positions (2c+3c step to end) ; 1c&4c ½ Fig8 round end C (2,1x,4x,3)
- 9-- 1M+4M and 1W+4W cross NHJ, (W under men's arch), turn cnr ¾ with 'free' hand ; 1c facing 4c change places NHJ (arch going up), turn cnr as before
- 17-- Repeat (Men's arch ; arch going up)
- 25-- 1c+4c ½ R&L ; turn P RH

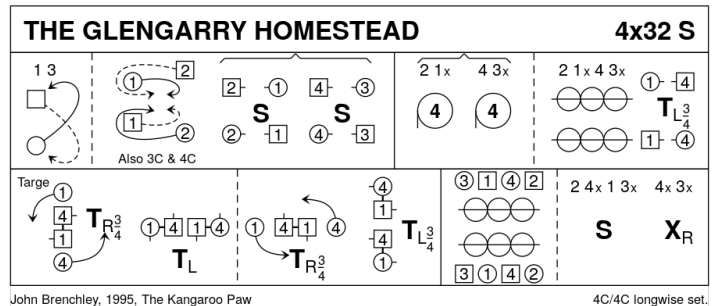


Note that both times the couple moving UP makes the arch.

## 15 THE GLENGARRY HOMESTEAD S32 · 4/4L

John Brenchley: *The Kangaroo Paw* · Crib: *E-cribs* · Diagram: *Keith Rose's Diagrams*

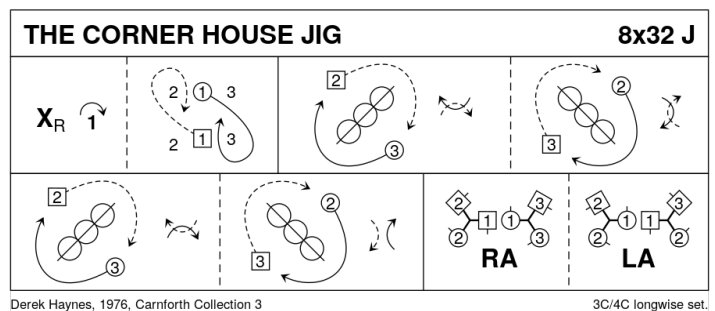
- 1-- 1c & 3c ½ Fig8 down round 2c/4c ; 1c & 3c dance down one and turn inwards to face up NHJ **while{2}** 2c & 4c dance up one on sides, turn inwards to face down NHJ | all set
- 9-- 2c+1c & 4c+3c Circle4 L ; ½ Reels4 on sides, on [16] 1c+4c turn LH ¾ to finish in line4 across, W in centre, ready for
- 17-- 1c+4c The Targe (3x,1,4x,2)
- 25-- ½ Reels4 on sides ; all set | 4c&3c cross RH (2,4,1,3)



## 16 THE CORNER HOUSE JIG J32 · 3/4L

Derek Haynes: *Carnforth Collection of SC Dances 3* · Crib: *E-cribs* · Diagram: *Keith Rose's Diagrams*

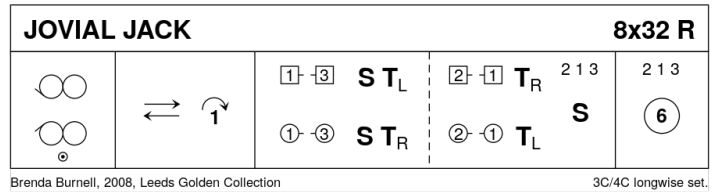
- 1-- 1c cross RH | cast off (2c up) ; cast Rsh round 4cnr and pass P Lsh to face 1cnr
- 9-- 1c+1cnrs ½ Reel4, 1c pass Rsh to face 2cnr pos **while{4}** the other corner dancers chase ½ clw ; Repeat with 2cnrs
- 17-- Repeat with 3cnrs ; repeat with 4cnrs, but pass Lsh into
- 25-- Teapots R ; and L (2c+1W & 1M+3c RHA ; 2c+1M & 1W+3c LHA (2,1,3)



## 17 JOVIAL JACK R32 · 3/4L

Brenda Burnell: *The Leeds Golden Collection* · Crib: *MiniCribs* · Diagram: *Keith Rose's Diagrams*

- 1-8 1s+2s+3s dance reflection reels of 3 on sides (1s in & down to start)
- 9-16 1s lead down for 3 bars, lead up to top (3 bars) and 1s cast to 2nd place & face down
- 17-20 1s+3s set, 1M+3M turn RH **while** 1L+3L turn LH, 1s end facing up
- 21-24 1M+2M turn LH **while** 1L+2L turn RH, 2s+1s+3s set
- 25-32 2s+1s+3s circle round & back

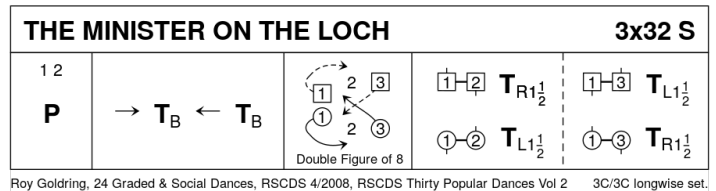


## 18 EXTRAS

## 19 THE MINISTER ON THE LOCH S32 · 3/3L

Roy Goldring: *Magazine Dances 2005-2009* · Crib: *E-cribs* · Diagram: *Keith Rose's Diagrams*

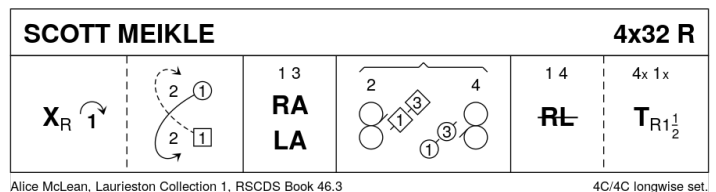
- 1- 1c+2c Pousette
- 9- 1c dance down 2 places, turn BH ; dance up 2 places, turn BH, open upwards and face out
- 17- 1c+3c DblFig8 round 2c, 1c casting, 3c crossing up to begin, 1c finish facing out for
- 25- 1W+2W & 1M+2M turn EH 1½ ; 1c+3c repeat (2,3,1)



## 20 SCOTT MEIKLE R32 · 4/4L

Alice McLean: *RSCDS XLVI 3* · Crib: *E-cribs* · Diagram: *Keith Rose's Diagrams*

- 1- 1c cross RH | cast (2c up) ; ½ Fig8 up (2,1,3,4)
- 9- 1c+3c RHA, LHA (2,1,3,4)
- 17- Lsh opposing Reels3 across: (1W+3W behind dancing as one) with 2c and (3M+1M behind) with 4c (to 2,3,1,4)
- 25- 1c+4c ½ R&L ; turn RH 1½ (2,3,4,1)



## 21 ROARING JELLY J32 · 3/4L

Hugh Foss: Glendarroch Scottish Dance Sheets · Crib: E-cribs · Diagram: Keith Rose's Diagrams

- 1- 1c cross RH | cast off (2c up) ; cross RH, 1c casts R round 3cnr to finish in line across between 2cnr and 3cnr
- 9- Circle6 and back
- 17- 1c change places up/dn RH | Fig8 round 4cnr and 1cnr, start Rsh), finish on sideline facing 2cnr
- 25- 1c Reels3{6} on opposite sides (Rsh to 2cnr) | cross RH

