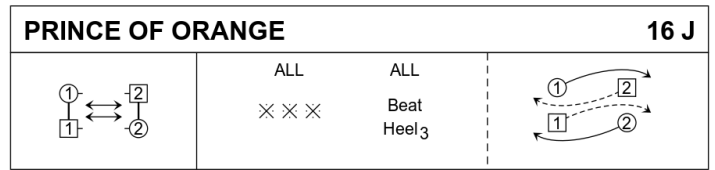


February Branch Dance

1 PRINCE OF ORANGE J16 · 2RR

RSCDS VI 8 · Crib: E-cribs · Diagram: Keith Rose's Diagrams

- 1-- All A&R twice
- 9-- All clap 3 times {2}, beat with the heel 3 times {2} ; All pass person opposite Rsh to meet next couple



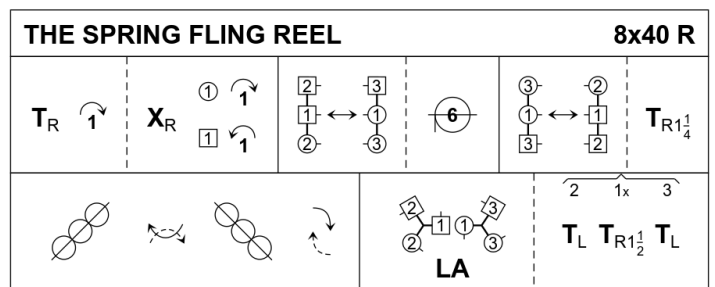
Allan, 1900, RSCDS Book 6.8

2C/2C Round the Room.

2 THE SPRING FLING REEL R40 · 3/4L

Samantha Burton: RSCDS 50 1 · Crib: E-cribs · Diagram: Keith Rose's Diagrams

- 1-- 1c turn RH | cast off (2c up) ; cross RH and cast R into lines across (1W+2c face 1M+3c)
- 9-- All A&R up/down , Circle ½ L into lines across
- 17-- All A&R up/down ; 1c turn RH 1¼ to face 1cnr
- 25-- 1c+1cnrs ½ diag Reel4 1c pass Rsh ; repeat with 2cnrs, finish 1M below 1W
- 33-- 2c+1W & 1M+3c LHA ; 2c+3c turn LH as 1c turn RH 1½ (2,1,3)



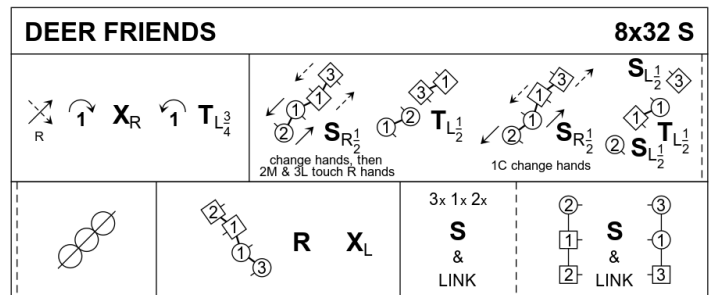
Samantha Burton, 2014, RSCDS Book 50.1

3C/4C longwise set.

3 "DEER" FRIENDS S32 · 3/4L

Bob Anderson: The Saint Martin Coll. of New Scottish Country Dances vol. 1 · Crib: E-cribs · Diagram: Keith Rose's Diagrams

- 1-- 1c cross down RH (2c up), cast behind 3c, cross RH and cast up | turn P LH and join RH with 3cnr into diagonal line
- 9-- 1c+3cnrs set R (change hands with cnr) {1}, 1c+3cnrs turn LH ½, 1c joining RH in middle {1} | 3cnrs set along the diagonal while{2} 1c set R {1} and turn LH ½ to face 3cnr {1} ; ½ Reel4 on 1diag, finish on 2diag, 1c LHJ to P and RHJ to 4cnr
- 17-- Repeat [9-16] with 4cnrs, 1c at the end crossing LH to (3x,1x,2x)
- 25-- All S&Link3 twice (2,1,3)



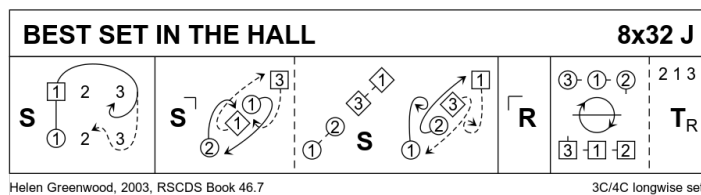
Bob Anderson, 2000, Saint Martin Collection of New SCDs

3C/4C longwise set.

4 BEST SET IN THE HALL J32 · 3/4L

Helen Greenwood: RSCDS XLVI 7 · Crib: E-cribs · Diagram: Keith Rose's Diagrams

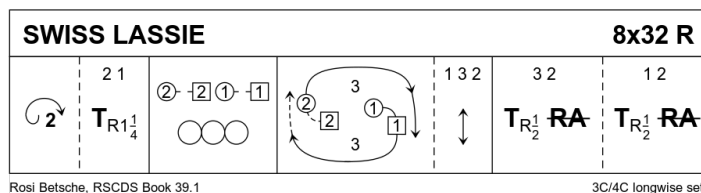
- 1- 1c set | 1W (1M follows) casts off 2, crosses, W dances up behind M line, and M dances up the middle, 1c face 1cnr (2c up)
- 9- 1c set to 1cnr | 1c cast Rsh round each other to 3cnr position **while{2}** 1cnrs dance into centre, and swivel R to face own cnr ; repeat, 1cnrs finishing in exchanged places, and 1c facing 2cnr
- 17- Repeat with 2cnrs (3x,1x,2x)
- 25- All chase clw ½ round ; all turn RH. (2,1,3)



5 SWISS LASSIE R32 · 3/4L

Rosi Betsche: RSCDS XXXIX 1 · Crib: E-cribs · Diagram: Keith Rose's Diagrams

- 1- 1c cast off 2 (dance in to begin) (2c+3c up) ; 2c+1c 1¼ turn RH to midline, facing P
- 9- 2c+1c Reel4 on midline, 2M and 1W end facing opposite side, with P behind
- 17- 2c & 1c chase clw round 3c to (1,3,2) ; All A&R
- 25- 3c+2c turn RH ½, leading into ½ RHA, to sidelines ; 1c+2c repeat (2,1,3)

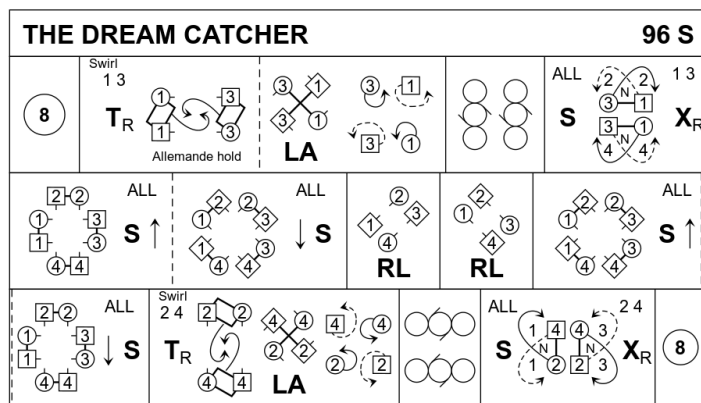


6 THE DREAM CATCHER S96 · 4S

Eileen Orr: RSCDS XLV 9 · Crib: E-cribs · Diagram: Keith Rose's Diagrams

Part 1

- 1- All Circle8 and back
- 9- The Swirl: 1c+3c turn RH into Allemande hold facing in | dance Lsh round other C half way ; 1c+3c LHA, on [16] let go and swivel L to face side couples, BtoB with P, 1c below 3c
- 17- Parallel Rsh Reels4 across, finish as at start
- 25- All set | 1M+3W & 3M+1W NHJ dance out between side couple, cross and cast to own places, change place with P RH



Eileen Orr, 2001, Silver Anniversary Book, RSCDS Book 45.9, RSCDS Thirty Popular Dances Vol 2 4C/4C square set.

Part 2

- 1- All set | advance to middle and form circle ; retire with cnr | set
- 9- 1W+4M & 3W+2M R&L, starting across the set
- 17- 1M+2W & 3M+4W R&L, starting across the set
- 25- All set | advance to middle and form circle ; retire with P | set

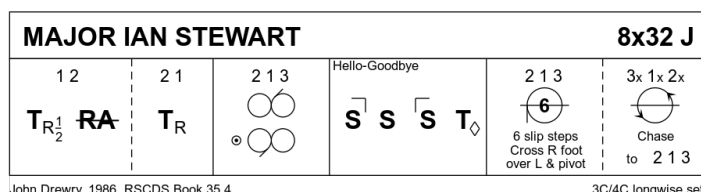
Part 3

- 1-24 2c+4c starting, repeat part 1, 9-32 in the other orientation (The Swirl, Reels4 up/dn, return to places)
- 25- All Circle8 and back

7 MAJOR IAN STEWART J32 · 3/4L

John Drewry: RSCDS XXXV 4 · Crib: E-cribs · Diagram: Keith Rose's Diagrams

- 1- 1c+2c turn RH ½ into | ½ RHA into ; 2c+1c turn RH, 2c finish facing out (2,1,3)
- 9- Opposing Reels3 on own sides (1c inwards, Rsh to 4cnr) 1c finish facing 1cnr, 2c+3c finish with loops
- 17- SetH&G to (2,1,3)
- 25- Circle6 L {3}, cross R foot over L and chase back cclw to (2,1,3)



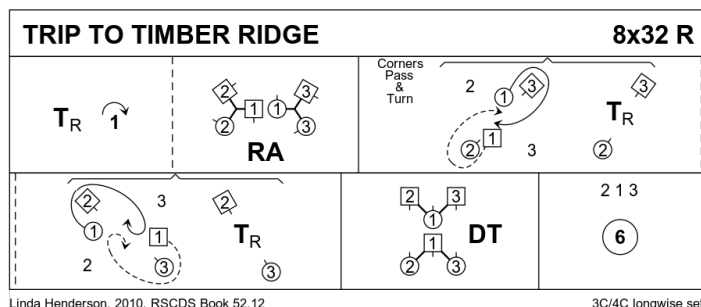
John Drewry, 1986, RSCDS Book 35.4

3C/4C longwise set.

8 TRIP TO TIMBER RIDGE R32 · 3/4L

Linda Henderson: RSCDS LII 12 · Crib: E-cribs · Diagram: Keith Rose's Diagrams

- 1-- 1c turn RH | cast (2c up) ; 1W+2c & 1M+3c RHA, 1c facing 1cnrs at end
- 9-- Corners Pass and Turn, on [16] 1c pull Rsh back to finish BtoB in centre facing opposite side
- 17-- DTr, on [23-24] 1c Petronella turn to 2pl (2,1,3)
- 25-- Circle6 and back

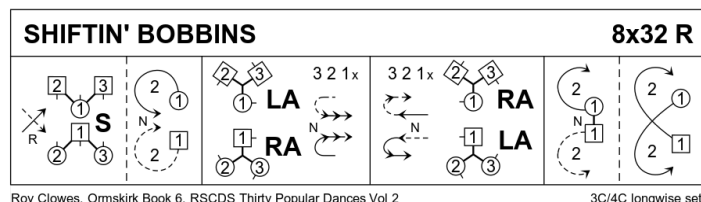


9 PROGRAMME ITEM – Interval

10 SHIFTIN' BOBBINS R32 · 3/4L

Roy Clowes: Thirty Popular Dances, Volume Two · Crib: E-cribs · Diagram: Keith Rose's Diagrams

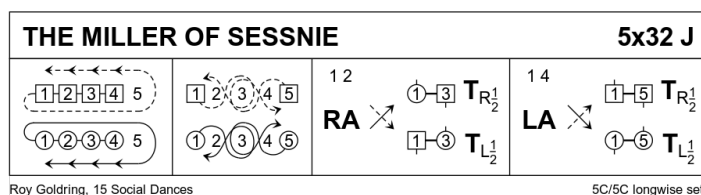
- 1-- 1c cross down RH (2c up) to 2plx in DTr position with corners | set as DTr ; cast up, meet and dance down to 2pl in middle
- 9-- 2M+1W+3M RHA, **while**{4} 2W+1M+3W LHA ; 1c followed by 2c+3c dance down the middle
- 17-- 3c+2c+1c dance up the middle, 3c casting to 3pl, flowing into ; 1W+2M+3M LHA, **while**{4} 1M+2W+3W RHA
- 25-- 1c dance to top, cast off one ; ½ Fig8 up round 2c.



11 THE MILLER OF SESSNIE J32 · 5/5L

Roy Goldring: 15 Social Dances · Crib: E-cribs · Diagram: Keith Rose's Diagrams

- 1-- 1c with 2c+3c+4c following dance down between 5c and cast up to places
- 9-- 1c (start inwards) Fig8 on own side round 2c & 3c **while**{8} 5c (start outwards, no cast) Fig 8 on own side round 4c & 3c (to 1,2,3,4,5)
- 17-- 1c+2c RHA ; 1c cross down as 2c cast up | 1c+3c change places easy hand (2,3,1x,4,5)
- 25-- 1c+4c LHA ; 1c cross down as 4c cast up | 1c+5c change places easy hand (2,3,4,5,1)

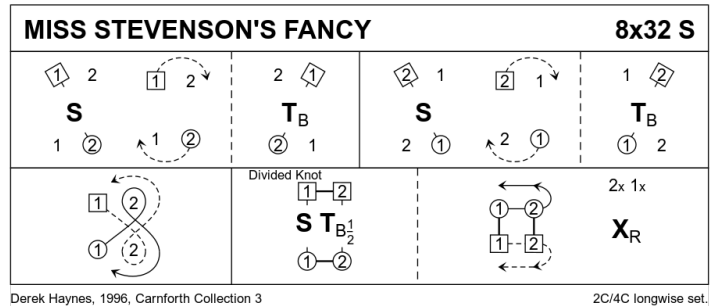


12 MISS STEVENSON'S FANCY

S32 · 2/4L

Derek Haynes: Carnforth Collection of SC Dances 3 · Crib: E-cribs · Diagram: Keith Rose's Diagrams

- 1- 1W+2M set diagonally | 1W cast down, 2M cast up (1M down, 2W up) ; 1W+2M turn BH to (2,1)
- 9- 1M+2W repeat [1-8] (to 1,2)
- 17- 1c (cross down) Fig8 round 2c (1,2)
- 25- »Divided knot«: 1c+2c set | Turn BH ½ and face down NHJ ; 2c cast up **while** {2} 1c dance down and cast up (to 2x,1x) | All Cross RH

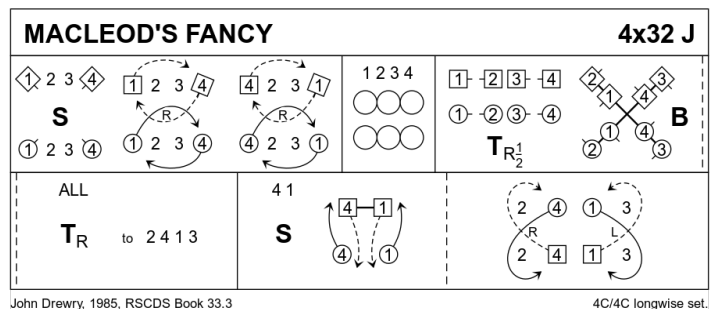


13 MACLEOD'S FANCY

J32 · 4/4L

John Drewry: RSCDS XXXIII 3 · Crib: E-cribs · Diagram: Keith Rose's Diagrams

- 1- 1c+4c set facing diagonally | 1W+4M cast R round own sideline and meet with ¾ RH turn in the middle, to places **while{6}** 1M+4W make that turn and cast R round own sideline to places
- 9- All dance Reels4 on the sides to finish (1,2,3,4) facing up/dn
- 17- Middles (2c+3c) turn ends RH ½ way to form a St Andrew's Cross (1c+4c retain RH and give LHA in the middle) | all set ; continue turns once round RH, at the end 1c+4c pass Rsh on own side to end (2,4,1,3) (1M+4W with polite turn)
- 25- (Middle couples solo:) 4c+1c set, Women cross NHJ and face ends **while{2}** Men cross over outside them and turn inwards to join P ; 4c(1c) lead up RH (lead down LH) between 2c(3c), cross and cast to 2pl(3pl) (2,4,1,3)

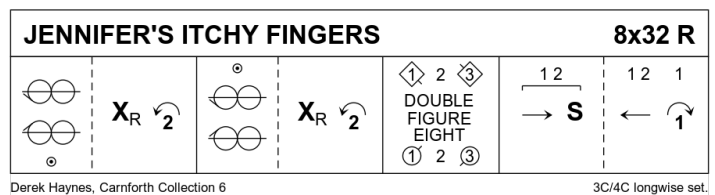


14 JENNIFER'S ITCHY FINGERS

R32 · 3/4L

Derek Haynes: Carnforth Collection of SC Dances 6 · Crib: E-cribs · Diagram: Keith Rose's Diagrams

- 1- All ½ Mirror Reels3 on own side, 2c start out and up ; 1c cross RH and cast up (3c+2c down) (1x,3,2)
- 9- Repeat from new positions (1,2,3)
- 17- 1c (crossing down) +3c (cast up) DbIFig8 round 2c
- 25- 2c followed by 1c dance down | set to P ; dance up | 1c cast to 2pl as 2c dance up (2,1,3)

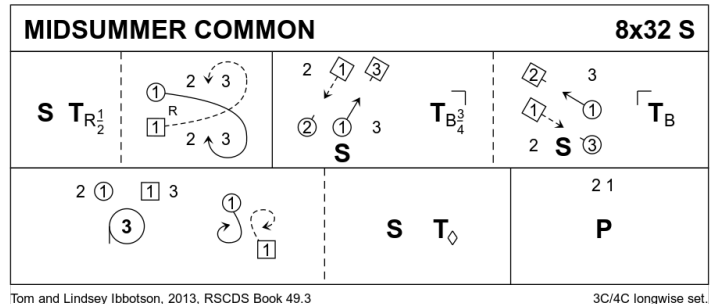


note: at each 2nd turn the dancing couple casts to the bottom and 3c steps up to start again

15 MIDSUMMER COMMON S32 · 3/4L

Tom & Lindsey Ibbotson: RSCDS XLIX 3 · Crib: E-cribs · Diagram: Keith Rose's Diagrams

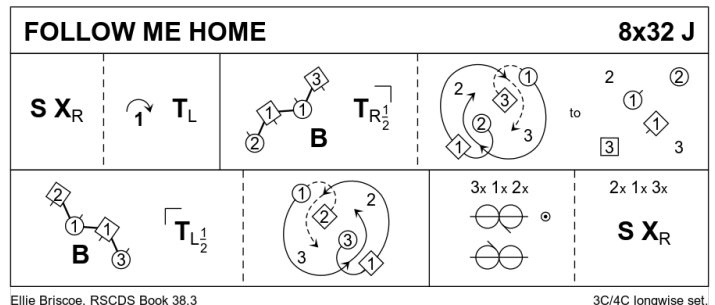
- 1-- 1c set | turn RH 1/2 ; lead down, cross below 3c (2c up on [5-6] and cast to 2pl (2,1,3)
- 9-- 1c set adv to into BtoB facing 1cr while 1cr set | turn 1cnr BH into lines across ; 1c set adv to into BtoB facing 2cr while 2cr set | turn 2cnr BH
- 17-- 2c+1M & 1W+3c & circle3 L, at end 1c swivels R to face P ; 1c set | 1c Petronella turn (to 2,1,3)
- 25-- 1c+2c poussette



16 FOLLOW ME HOME J32 · 3/4L

Ellie Briscoe: RSCDS XXXVIII 3 · Crib: E-cribs · Diagram: Keith Rose's Diagrams

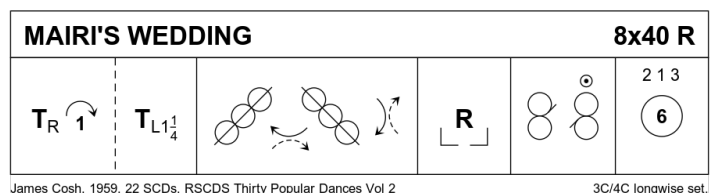
- 1-- 1c set | cross RH ; cast off (2c up) | turn $\frac{3}{4}$ LH
- 9-- BiL with 1cnrs | $\frac{1}{2}$ turn 1cnrs RH ; 1c followed by 1cnrs chase clw round 4cnrs to leave 1cnrs in exchanged places, and join LH to 2cnr, RH to P
- 17-- BiL with 2cnrs | $\frac{1}{2}$ turn 2cnrs LH ; 1c followed by 2cnrs chase cclw, 1c crossing Lsh to 2plx facing out (3x,1x,2x)
- 25-- $\frac{1}{2}$ Lsh Reels3 on the sidelines ; All set and cross (2,1,3)



17 MAIRI'S WEDDING R40 · 3/4L

James B Cosh: Twenty Two SCD · Crib: E-cribs · Diagram: Keith Rose's Diagrams

- 1-- 1c turn RH | cast (2c up) ; turn LH to face 1cnrs
- 9-- 1c $\frac{1}{2}$ Reel4 with 1cnrs (pass P Lsh) ; Repeat with 2cnrs
- 17-- Repeat with 3cnrs (1cnr person) ; Repeat with 4cnrs (2cnr person)
- 25-- 1W+2c & 1M+3c Reels3 across, Lsh to 1cnr
- 33-- 2c+1c+3c circle6 and back



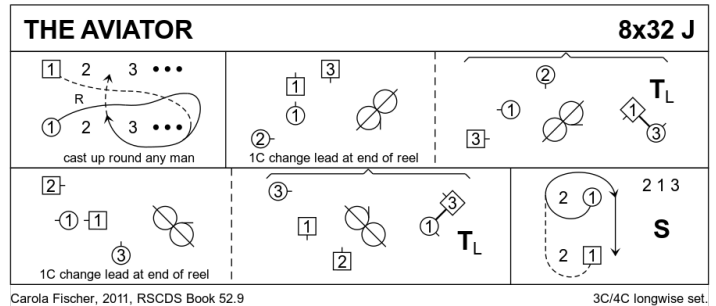
Note: Cosh explicitly tells 1c to pass Lsh in [9-24]; however the Rsh pass is quite common, and nicknamed »Mairi's Divorce«.

18 PROGRAMME ITEM – Extras

19 THE AVIATOR J32 · 3/4L

Carola Fischer: RSCDS LII 9 · Crib: E-cribs · Diagram: Keith Rose's Diagrams

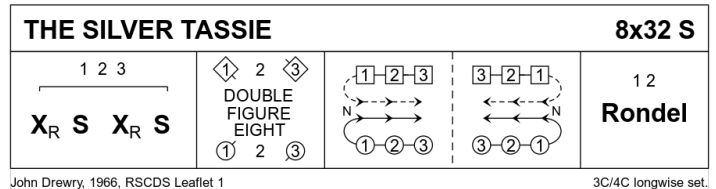
- 1-- 1c lead down (2c up), on [4] 1W crosses in front and, 1M following, casts up (round any standing M), to finish 1c in 2pl facing 3W
- 9-- 3W+1c+2M Rsh lead-change diag. Reel3 ; 1M dancing the full reel, **while for [13-16]** 1W turns 3M LH to finish behind 1M, both on midline facing up
- 17-- 2W+1c+3M Rsh lead-change diag. Reel3 ; 1W dancing the full reel, **while for [21-24]** 1M turns 3W LH to finish 1c in 2plx, 1W facing out
- 25-- 1c dance up (1W Rsh to 2M, 1M Rsh to 2W) | 1c dance Rsh round 2W to 2pl | All set.



20 THE SILVER TASSIE S32 · 3/4L

John Drewry: The Leaflet Dances with Music · Crib: E-cribs · Diagram: Keith Rose's Diagrams

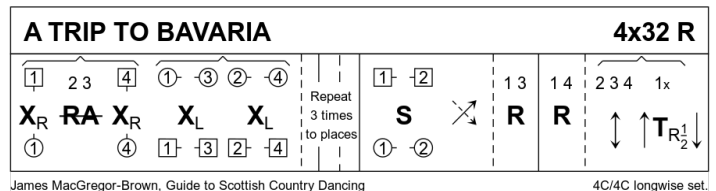
- 1- 1c+2c+3c cross RH | set ; repeat
- 9- 1c+3c DbIFig8 round 2c (1c cross down, 3c cast up)
- 17- 1c followed by 2c+3c dance down the middle (2c & 3c divide) ; 1c (leading) +2c+3c dance up
- 25- 1c+2c Rondel (2,1,3).



21 A TRIP TO BAVARIA R32 · 4/4L

James MacGregor-Brown: Collins Pocket Reference: Scottish Country Dancing · Crib: E-cribs · Diagram: Keith Rose's Diagrams

- 1-16 1c+4c cross RH, **while** 2c+3c ½RHA | middle and end Cs change place LH on sides ; repeat 3 times, finish (1,2,3,4) 1c facing down, 2c up
- 17- 1c set to 2c | cross down to face 3c (2c dance up) ; 1c+3c repeat
- 25- 1c+4c repeat ; All A&R, 1c changing sides RH on [30] (2,3,4,1)



Note: on [30] the original says »RH«, but »BH« is widely used.