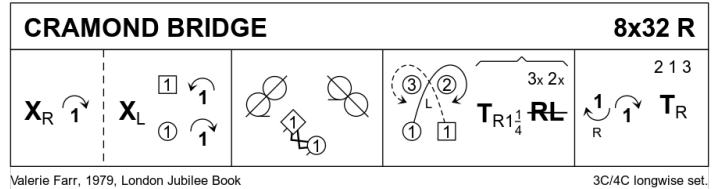


Leeds Club and Leeds Branch joint Christmas Dance 21st December 2019

1 CRAMOND BRIDGE R32 · 3/4L

Valerie Farr: *The London Jubilee Book* (1979) · Crib: *E-cribs* · Diagram: *Keith Rose's Diagrams*

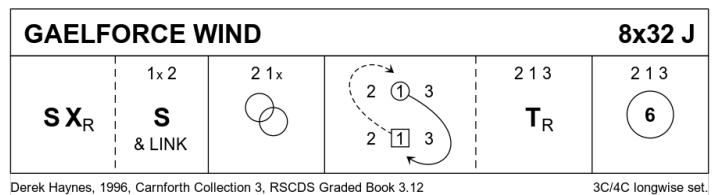
- 1- 1c cross RH, cast (2c up) ; cross LH, cast 1W up, 1M down and dance in to meet facing 2M
- 9- 1c in promhold dance half diagonal Rsh Reel3 with 2M+3W ; repeat with 3M+2W, 1c finish in middle facing women' side
- 17- 1c lead out on W side and cross, casting round 2W and 3W positions (1M down, 1W up) to meet in middle ; 1c turn RH 1¼ times **while**{4} 3c+2c ½ R&L around them
- 25- 1c lead up between top couple and cast off ; 2c+1c+3c Turn RH



2 GAELFORCE WIND J32 · 3/4L

Derek Haynes: *A Third Book of Graded Scottish Country Dances* · Crib: *E-cribs* · Diagram: *Keith Rose's Diagrams*

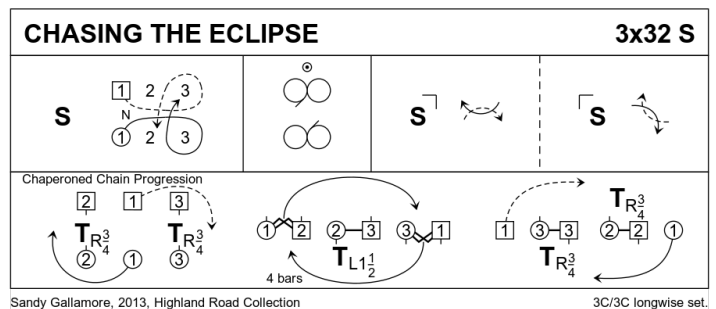
- 1- 1c set and cross RH, 1c+2c S&Link, 2W+1W finish facing out. (2,1x,3)
- 9- 2c+1c M-Chain.
- 17- 1c ½ Fig8 L (Rsh to 4cnr) ; All turn RH (2,1,3)
- 25- All Circle6 and back (2,1,3)



3 CHASING THE ECLIPSE S32 · 3/3L

Sandy Gallamore: *The Highland Road Collection* · Crib: *SCDDB Contributed Cribs & Diagrams* · Diagram: *Keith Rose's Diagrams*

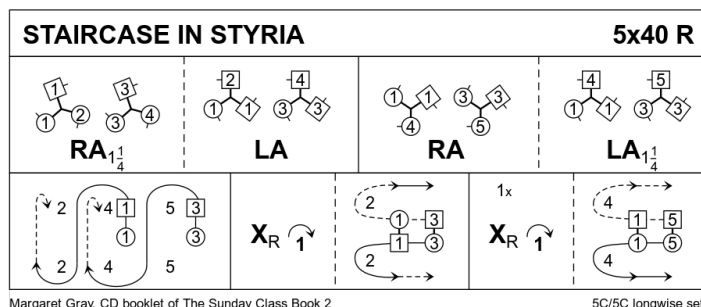
- 1-8 1C set, dance NH down the center + cast up to 2pl & cross to face 1cnr.
- 9-16 Reel 3 on sides - 1C pass 1cnr Rsh to begin.
- 17-24 1C+1cnr set , 1C spiral Rsh rnd ptrn to face 2cnr ; 1C+2cnr set , 1C spiral Rsh to face out 2pl own side.
- 25-32 All dance Chaperoned Chain Progression. End 3 1 2.



4 STAIRCASE IN STYRIA R40 · 5/5L

Margaret Gray: CD booklet of The Sunday Class Dance Book 2 · Crib: E-cribs · Diagram: Keith Rose's Diagrams

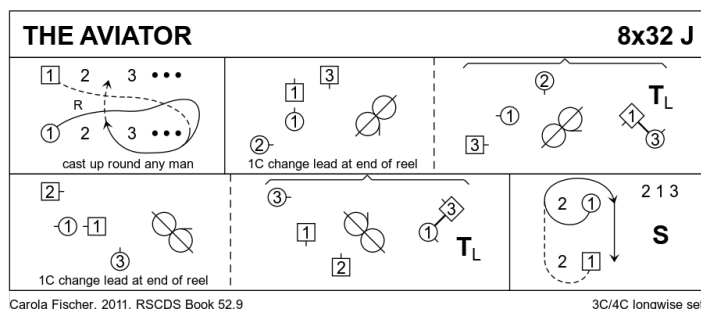
- 1-- 1c+2M & 3c+4M RHA 1¼, 1c & 3c finishing in middle facing down, other cpls in own place ; 1c+2W & 3c+4W LHA, finish facing down
- 9-- 1c+4M & 3c+5M RHA same way ; 1c+4W & 3c+5W LHA, 1W & 3W face out on own side with P behind
- 17-- 1c & 3c (W leading) cast up 1 place, cross, cast up on M side to original places the W looping R
- 25-- 1c cross | cast 1 (2c up) ; 1c followed by 3c dance up & cast to (2,3,1x,4,5)
- 33-- 1c cross | cast 1 (4c up) ; 1c followed by 5c dance up & cast to (2,3,4,5,1)



5 THE AVIATOR J32 · 3/4L

Carola Fischer: RSCDS LII 9 · Crib: E-cribs · Diagram: Keith Rose's Diagrams

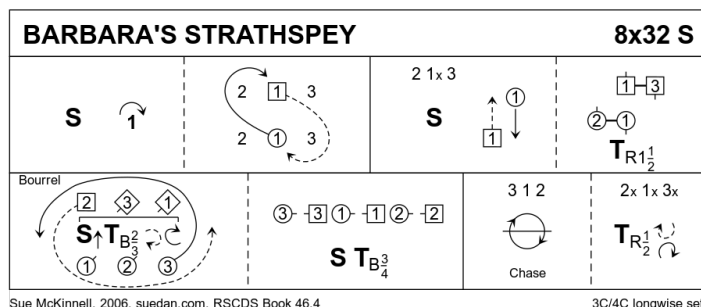
- 1-- 1c lead down (2c up), on [4] 1W crosses in front and, 1M following, casts up (round any standing M), to finish 1c in 2pl facing 3W
- 9-- 3W+1c+2M Rsh lead-change diag. Reel3 ; 1M dancing the full reel, **while for [13-16]** 1W turns 3M LH to finish behind 1M, both on midline facing up
- 17-- 2W+1c+3M Rsh lead-change diag. Reel3 ; 1W dancing the full reel, **while for [21-24]** 1M turns 3W LH to finish 1c in 2plx, 1W facing out
- 25-- 1c dance up (1W Rsh to 2M, 1M Rsh to 2W) | 1c dance Rsh round 2W to 2pl | All set.



6 BARBARA'S STRATHSPEY S32 · 3/4L

Sue McKinnell: RSCDS XLVI 4 · Crib: E-cribs · Diagram: Keith Rose's Diagrams

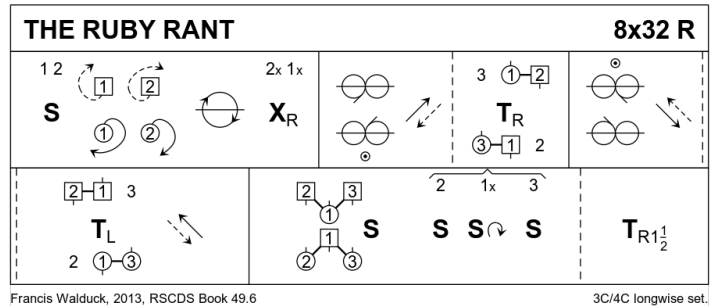
- 1-- 1c set | cast (2c up) ; ½ Fig8 L (2,1x,3)
- 9-- All set | 1c cross Rsh ; 1c+3c turn RH 1½ (to 1,2,3 on M side, 2,3,1 on W side)
- 17-- 3C Bourrel: 2W+3M chase cclw half round to midline **while**{4} 1M+3W & 2M+1W set adv | turn BH ¾ and pivot R, all facing P on midline (3,1,2) ; All set | All C turn BH ¾ to sidelines
- 25-- All chase clw ½ round ; all turn P RH ½ and twirl R to (2,1,3)



7 THE RUBY RANT R32 · 3/4L

Francis Walduck: RSCDS XLIX 6 · Crib: E-cribs · Diagram: Keith Rose's Diagrams

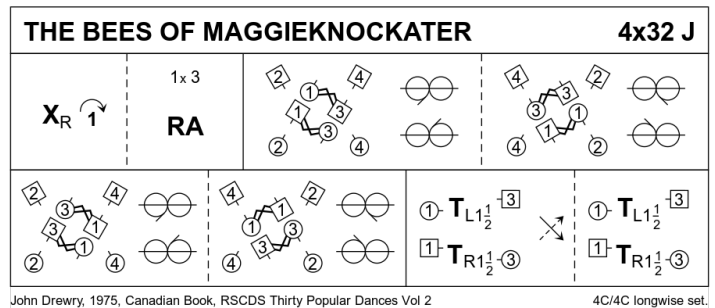
- 1-- 1c+2c set | in square cast clw 2 places | cross RH (1c face out) (2,1,3)
- 9-- ½ Reels3 on sides, Rsh to 3cnr, at end 1c cross to 2plx ; 1c turn 1cnr (pos) RH (3,1x,2)
- 17-- ½ Reels3 on sides, Lsh to 2cnr, at end 1c cross to 2pl ; 1c turn 4cnr (pos) LH and finish BtoB facing opposite side for
- 25-- All Set as in DTr | All set, 1c pivoting R to face P ; 1c turn P RH 1½ to (2,1,3)



8 THE BEES OF MAGGIEKNOCKATER J32 · 4/4L

John Drewry: Thirty Popular Dances, Volume Two · Crib: E-cribs · Diagram: Keith Rose's Diagrams

- 1-- 1c cross RH | cast off (2c up) ; 1c+3c RHA, finish as pairs 1M+3W & 3M+1W facing out on W/M side in promhold
- 9-- Pairs+ 2c+4c Rsh ½Reels3 on sides ; pairs meet & take P in promhold for Lsh ½Reels3 on sides
- 17-- Meet and repeat (as pairs Rsh ½Reels3 ; with P Lsh ½Reels3)
- 25-- 1c (passing inside) turn 3c 1½ Easy Hand ; 1c cross and passing inside turn 4c EH 1½ (to 2,3,4,1)

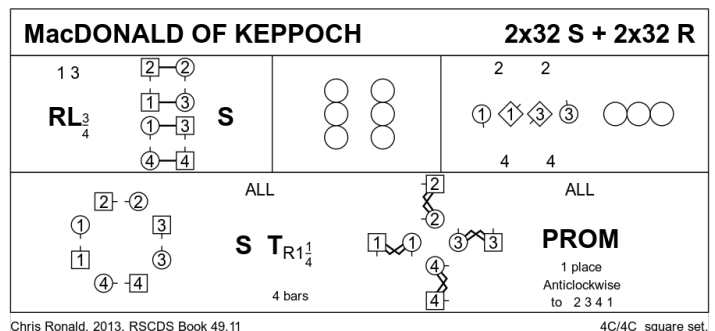


9 PROGRAMME ITEM – Interval

10 MACDONALD OF KEPPOCH M128 · 4S

Chris Ronald: RSCDS XLIX 11 · Crib: E-cribs · Diagram: Keith Rose's Diagrams

- 1-- 1c+3c ¾ R&L to BtoB facing sides | all set
- 9-- Parallel Reels4 across, 1c+3c finish half way the last left pass, in a line up and down the set
- 17-- 1c+3c Lsh Reel4, 1W+3W pass Rsh in middle to start, to finish in original places
- 25-- All set to P | all turn P RH 1¼ | all in promhold chase cclw ¼ (2,3,4,1)

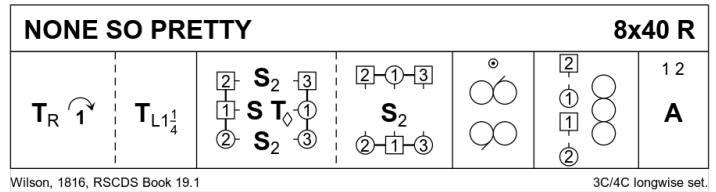


The first two turns are in Strathspey time, the second two are in Reel time.

11 NONE SO PRETTY R40 · 3/4L

Thomas (19C) Wilson: RSCDS XIX 1 · Crib: E-cribs · Diagram: Keith Rose's Diagrams

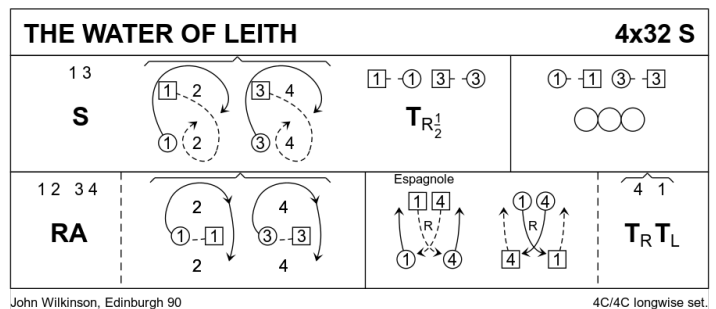
- 1- 1c turn RH, cast off (2c up) ; turn 1¼ LH to finish 1W/1M between 2c/3c
 9- set twice in lines across, on [11-12] 1c petronella to opposite sidelines ; 2c+1c+3c set twice (2,1x,3)
 17- Reels3 on sidelines (Rsh to 2cnrs), 1c finish BtoB between 2c facing opposite side (no loops at the end)
 25- 1c+2c Reel4 across, at end 1c meet as 2c curves down into
 33- 1c+2c Allemande (2,1,3)



12 THE WATER OF LEITH S32 · 4/4L

John Wilkinson: 90 - Twelve anniversary dances celebrating ninety years of RSCDS Edinburgh Branch 11 · Crib: MiniCribs · Diagram: Keith Rose's Diagrams

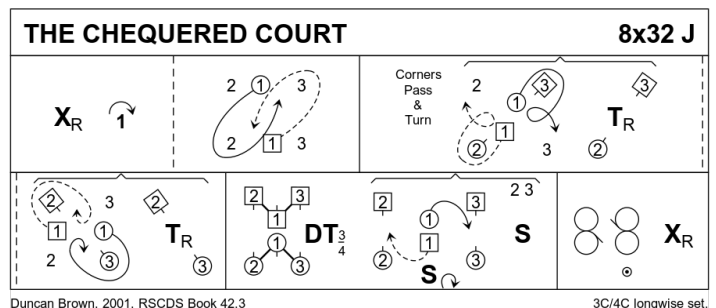
- 1-8 1s+3s set. 1L dances down, casts up round 2M into middle facing down as 1M dances across, casts round 2L into middle facing up **while** 3s dance same round 4s. 1s+3s change places RH with partner into line of 4 in middle (M face down, L face up)
 9-16 1s+3s dance reel of 4 in middle
 17-20 1s+2s also 3s+4s dance RH across
 21-24 1M followed by 1L casts round 2L to 2nd place own sides as 3M followed by 3L casts round 4L to 4th place (2s+4s step up 23-24)
 25-32 1s+4s (middle couples) dance Espagnole
 25-26 1s+4s cross (Ladies lead across RH passing between Men) with Ladies changing places RH
 27-28 1s+4s cross back (Men lead across RH between Ladies) with Men changing places RH
 29-32 4s turn RH as 1s turn LH



13 THE CHEQUERED COURT J32 · 3/4L

Duncan Brown: RSCDS XLII 3 · Crib: E-cribs · Diagram: Keith Rose's Diagrams

- 1- 1c cross RH | cast off (2c up) ; ½ Fig8 across to the R (1M up, 1W down) to face 1cnr
 9- 1c+1cnrs pass and turn, at end 1c swivels R to be BtoB facing 4cnr ; 1c+4cnrs pass and turn, 1c swivels R to finish BtoB facing own side for DTr, 1c finish between end couple facing own side
 17- DTr, 1c finish between end couple facing own side
 25- Reels3{6} across (Rsh to 4cnr) | 1c cross RH (2,1,3)

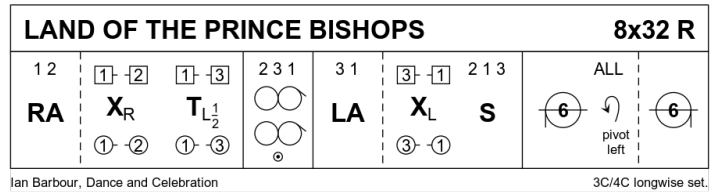


14 LAND OF THE PRINCE BISHOPS

R32 · 3/4L

Ian Barbour: Dance and Celebration · Crib: E-cribs · Diagram: Keith Rose's Diagrams

- 1- 1c+2c RHA, finish 1c facing 2c ; change places on the side RH | 1c+3c change places on the side LH, finish 1c facing 3c (2,3,1)
- 9- 2c+3c+1c Reels3 on the side (1c Lsh to 3c)
- 17- 1c+3c LHA, finish 1c facing 3c ; change places on the side LH | 2c+1c+3c set
- 25- 2c+1c+3c circle6 L for 6 steps, cross R foot over L turning L about ; circle6 R to (2,1,3)

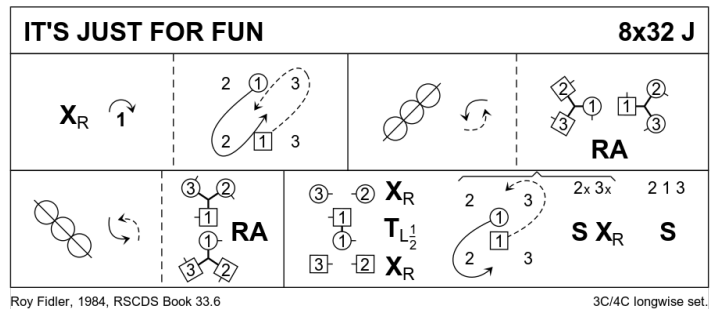


15 IT'S JUST FOR FUN

J32 · 3/4L

Roy Fidler: RSCDS XXXIII 6 · Crib: E-cribs · Diagram: Keith Rose's Diagrams

- 1- 1c cross RH | cast off (2c up) ; ½Fig8 round 3cnr, pass Lsh to face 1cnr
- 9- ½Reel4 with 1cnrs, pass Lsh ; Teapots R (1M+2W+3W (at top) & 1W+2M+3M RHA) finish facing 2cnrs
- 17- ½Reel4 with 2cnrs, pass Lsh ; Teapots R on own sides (1M+2W+3W & 1W+2M+3M RHA)
- 25- 1c turn LH ½ (1M faces up, 1W down) **while**{2} all cnrs change places RH on sides (polite turn) | 1c dances out the end and L to 2pl **while**{4} 2c+3c set to P and cross RH | All set (2,1,3).

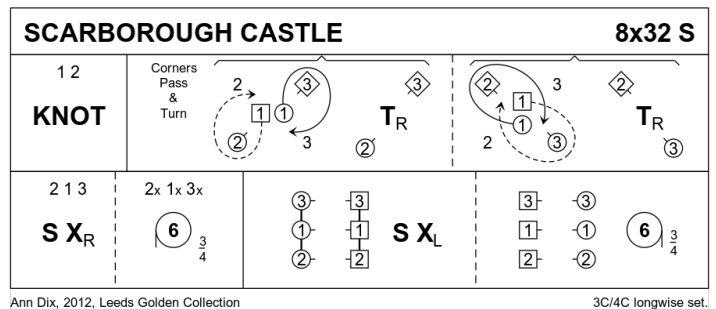


16 SCARBOROUGH CASTLE

S32 · 3/4L

Ann Dix: The Leeds Golden Collection · Crib: E-cribs · Diagram: Keith Rose's Diagrams

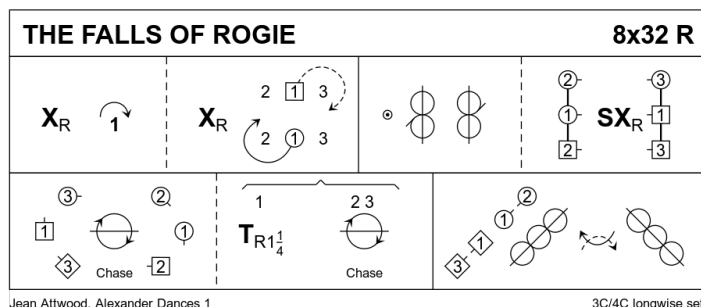
- 1- 1c+2c the Knot, 1c turning on to face 1cnr
- 9- Cnrs pass and turn (with 1cnrs, pass Rsh, with 2cnrs) (to 2,1,3)
- 17- All set | cross RH ; Circle6 ¾ clw into facing lines across
- 25- All set | cross up/down LH ; Circle6 ¾ cclw (2,1,3)



17 THE FALLS OF ROGIE R32 · 3/4L

Jean Attwood: Alexander Dances Book 1 · Crib: E-cribs · Diagram: Keith Rose's Diagrams

- 1- 1c cross RH | cast (2c up) ; cross RH | cast R (M up, W down)
- 9- ½ Reels3 across (Lsh to 2cnr) ; set in lines across | all cross up/down RH
- 17- Corners chase once clw **while{8}** 1c chase half way clw and turn RH 1¼ to face 1cnr positions
- 25- ½ diag. Reel4 with 1cnrs, 1c pass Rsh ; ½ diag. Reel4 with 2cnrs, 1c passing Rsh to 2pl.

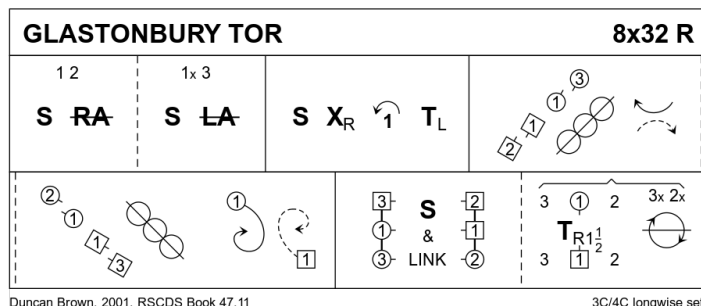


18 PROGRAMME ITEM – Extras

19 GLASTONBURY TOR R32 · 3/4L

Duncan Brown: RSCDS XLVII 11 · Crib: E-cribs · Diagram: Keith Rose's Diagrams

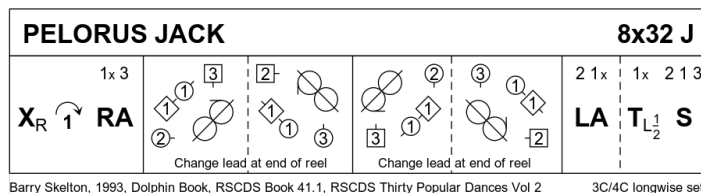
- 1- 1c+2c set | ½ RHA ; 1c+3c set | ½ LHA (2x,3x,1)
- 9- 1c set | cross RH ; cast up one (3c down) | turn LH to face 1cnr (pos)
- 17- ½ diag Reel4 with 1cnrs, pass Lsh ; ½ diag Reel4 with 2cnrs, 1c curve R into facing lines of 3 across, 1M at top, 1W at bottom
- 25- All S&Link3 ; 1c turn RH 1½ **while{4}** cnrs chase clw ½ round (2,1,3)



20 PELORUS JACK J32 · 3/4L

Barry Skelton: RSCDS XLI 1 · Crib: E-cribs · Diagram: Keith Rose's Diagrams

- 1- 1c cross RH, cast (2c up) ; 1c+3c RHA, finish 1M facing 1cnr, 1W behind him
- 9- 1c in tandem +1cnrs ½ diagonal Reel3, Rsh to 3W (1M & 1W loop R singly for lead change, so 1W now leads P) ; ½ diagonal Reel3, Rsh to 2W (+ lead change)
- 17- Continue pattern twice
- 25- 2c+1c LHA ; 1c turn LH ½ | all set (2,1,3)



21 KILKENNY CASTLE S32 · 3/4L

Bill Forbes: Craigievar Book 2 · Crib: E-cribs · Diagram: Keith Rose's Diagrams

- 1- 1c+2c set | 1c cross RH ; cast off (2c up) to between 3c NHJ | turn 3c easy hand, to finish (2,1x,3), 1c facing in and up, 3c facing out
- 9- 2c+1c+3c Mirror Reels3 on the sides (all give hands), (2,1x,3)
- 17- 1c Petronella Turn **while**{2} corners change place on side RH | All set in threes across ; 1c Petronella Turn, **while**{2} corners cross RH | All set (3x,1,2x)
- 25- Diagonal R&L (1c+1cnrs change places RH | 1c change places LH with mid-person on sides ; 1c+2cnrs repeat)

