

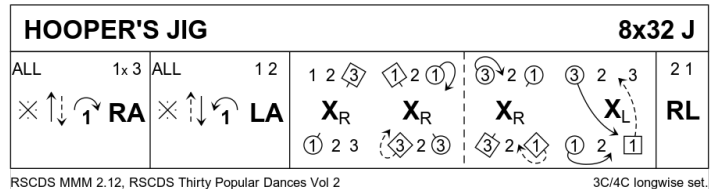
# Leeds Scottish Country Dance Club 25 January 2020

Leeds Scottish Country Dance Club 25 January 2020

## 1 HOOPER'S JIG J32 · 3/4L

Miss Milligan's Miscellany of Scottish Country Dances · Crib: E-cribs · Diagram: Keith Rose's Diagrams

- 1- All clap, 1c cross Rsh and cast off one (2c up) ; 1c+3c RHA
- 9- All clap, 1c cross back Rsh, cast up to own place (2c down) ; 1c+2c LHA
- 17- 1M+3W change places RH | 1W+3M change RH, **while{2}** 1M+3W dance a Rsh loop ; 1M+3W cross back RH **while{2}** 1W+3M loop | 1W+3M cross back LH, 1W to 2pl **while{2}** 1M casts to 2pl (2c up)
- 25- 2c+1c R&L



## 2 GOLDEN GATEWAY REEL R32 · 3/4L

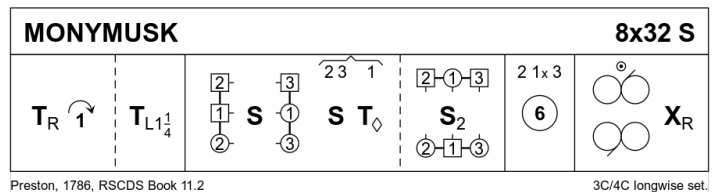
Bob McMurtry: Dances Online [San Francisco] · Crib: E-cribs

- 1- 1M with 2c Lsh Reel3 across
- 9- 1W with 2c and 1M with 3c Rsh reels3 across, 2c finishing in 1pl and 1W/1M finishing between the end Cpl, facing down
- 17- 1c cast R round standing M to face 1cnr ; turn 1cnr RH
- 25- 1c SetH&G , to 2pl

## 3 MONYMUSK S32 · 3/4L

Preston (18C): RSCDS XI 2 · Crib: E-cribs · Diagram: Keith Rose's Diagrams

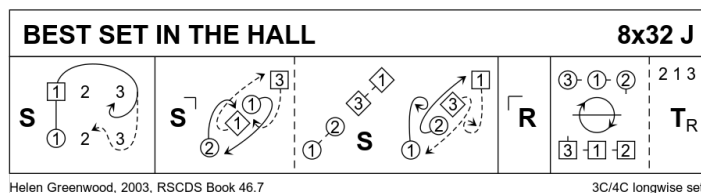
- 1- 1c turn RH | cast off (2c up) ; 1c turn 1¼ LH into
- 9- 1W+2c & 1M+3c set twice in lines across, but on [11-12] 1c Petronella to opposite sideline ; all set twice on sidelines (2,1x,3)
- 17- 2c+1c+3c circle6 and back
- 25- Reels3{6} on the sides (Rsh to 2cnr) | 1c cross (2,1,3)



## 4 BEST SET IN THE HALL J32 · 3/4L

Helen Greenwood: RSCDS XLVI 7 · Crib: E-cribs · Diagram: Keith Rose's Diagrams

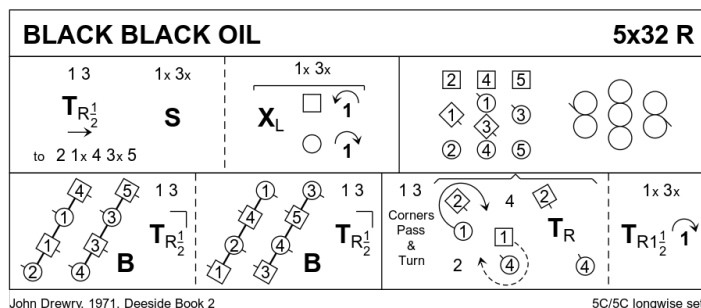
- 1- 1c set | 1W (1M follows) casts off 2, crosses, W dances up behind M line, and M dances up the middle, 1c face 1cnr (2c up)
- 9- 1c set to 1cnr | 1c cast Rsh round each other to 3cnr position **while{2}** 1cnrs dance into centre, and swivel R to face own cnr ; repeat, 1cnrs finishing in exchanged places, and 1c facing 2cnr
- 17- Repeat with 2cnrs (3x,1x,2x)
- 25- All chase clw ½ round ; all turn RH. (2,1,3)



## 5 THE BLACK BLACK OIL R32 · 5/5L

John Drewry: Deeside Book Part 2 · Crib: E-cribs · Diagram: Keith Rose's Diagrams

- 1- 1c & 3c ½ RH turn moving down 1 place (2c & 4c up) and set ; cross LH and cast left 1 place to face 1cnr (1M & 3W passing Lsh between 4c)
- 9- 1W+2c & 1M+4c+3W Rsh & 3M+5c Rsh Reels3/4/3 across (1M+3W finish Rsh), at end 1c+3c join RH to 1cnr and LH to P
- 17- BiL | ½ turn 1cnr RH ; BiL | ½ turn 1cnr RH and face 2cnr
- 25- '2cnrs pass & turn' (pass 2cnr no hands, corners Turn RH, pass back) ; 1c & 3c 1½ RH turn to own side and cast off 1 place (4c+5c up) (2,4,1,5,3)



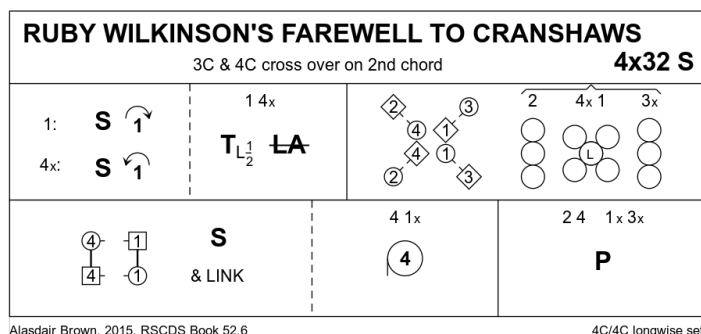
Can also be danced as a 3C or 7C or .. dance, always reels of 3 at both ends, reels of 4 in the middle

## 6 RUBY WILKINSON'S FAREWELL TO CRANSHAWS S32 · 4/4L

Alasdair Brown: RSCDS LII 6 · Crib: MiniCribs · Diagram: Keith Rose's Diagrams

2 chords - 2nd chord 3s+4s cross to opp sides

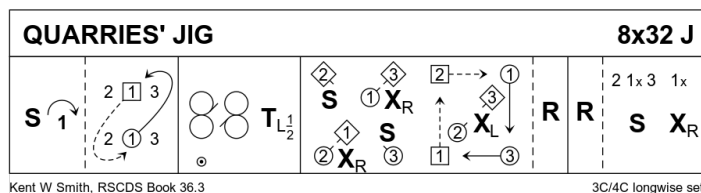
- 1-8 1s+4s set, cast down/up to 2nd/3rd places (2s+3s step up/down bars 3-4). 1s+4s turn 1/2 LH & dance 1/2 LH across to 1M facing 3L, 1L+3M, 4M+2L, 4L+2M
- 9-16 4s+1s dance diagonal interlocking reels of 4 with corner positions (LH across 1/2 way in middle) **while** 2s (in 1st place) & 3s (in 4th place) dance reels of 4 across. End with 4s+1s facing each other, NHJ with partner, (4s face down, 1s face up)
- 17-24 4s+1s Set+Link & dance circle 4H round to Left
- 25-32 2s+4s also 1s+3s dance Poussette 2 4 (1) (3)



## 7 QUARRIES' JIG J32 · 3/4L

Kent W Smith: RSCDS XXXVI 3 · Crib: E-cribs · Diagram: Keith Rose's Diagrams

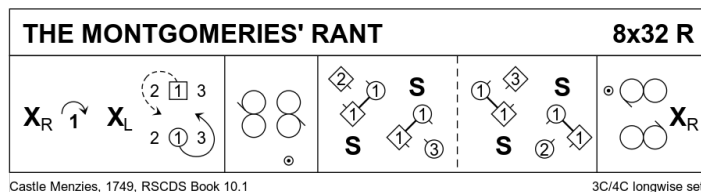
- 1- 1c set | cast (2c up) ; ½ Fig8 Lsh round  
1cnr (2,1x,3)
- 9- 1M+2c and 1W+3c Lsh Reels3 across,  
at end 1c LH turn to face 1cnrs
- 17- 1c+1cnrs change places RH **while{2}**  
2cnrs set | centre dancers change  
places LH **while{2}** the others chase clw one position ; repeat from new positions
- 25- Repeat from new positions, but to finish 1c turn LH to 2plx ; 2c+1c+3c set | 1c cross RH.



## 8 THE MONTGOMERIES' RANT R32 · 3/4L

Castle Menzies (18C): RSCDS X 1 · Crib: E-cribs · Diagram: Keith Rose's Diagrams

- 1- 1c cross RH | cast off (2c up) ; cross  
LH | cast L (W up, M down)
- 9- 2c+1W & 1M+3c Rsh Reels3 across
- 17- 1c NHJ set to 2W (swivel ½ inwards),  
set to 3M (veer L together), set to 3W  
(swivel ½ inwards), set to 2M (and face  
own 2cnr)
- 25- Reels3{6} on the sides, Rsh to 2cnr | 1c cross RH to 2pl

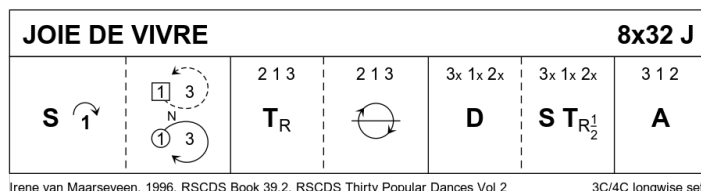


## 9 PROGRAMME ITEM – Interval

## 10 JOIE DE VIVRE J32 · 3/4L

Irene van Maarseveen: RSCDS XXXIX 2 · Crib: E-cribs · Diagram: Keith Rose's Diagrams

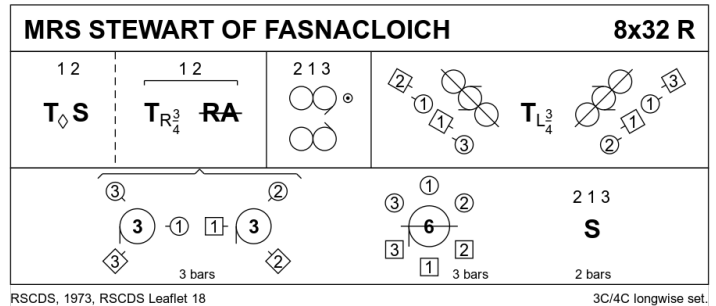
- 1- 1c set | cast (2c up) ; dance between  
3c and cast up to (2,1,3)
- 9- All turn P RH to sidelines ; all chase  
clw half round (to 3x,1x,2x)
- 17- All dance BtoB ; all set | all ½ RH turn  
into
- 25- 3c+1c+2c Allemande (2,1,3)



# 11 MRS STEWART OF FASNACLOICH R32 · 3/4L

RSCDS: *The Leaflet Dances with Music* · Crib: *E-cribs* · Diagram: *Keith Rose's Diagrams*

- 1- 1c+2c Petronella turn and set ; turn RH  $\frac{3}{4}$  into  $\frac{1}{2}$ RHA (2,1,3)
- 9- 2c+1c+3c mirror Reels3 on opp. sides, 1c crossing down through 3c to start, 1c finish facing 2crs and 2c+3c loop into place
- 17- Half diagonal Rsh Reel4 with 2cnrs, turn LH into ; half diagonal Lsh Reel4 with 1cnrs, at end 1c pass Lsh into
- 25- 1M+3c (at top) & 1W+2c circle3 L, break (1c leading) into circle6 L, to places, All set (2,1,3)

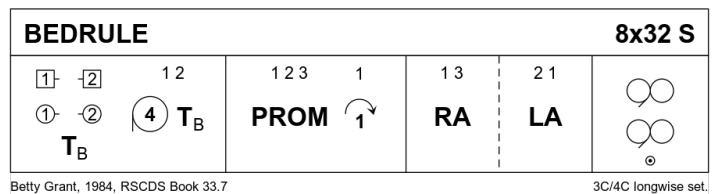


see the crib for Ysobel for a comment by the deviser

# 12 BEDRULE S32 · 3/4L

Betty Grant: *RSCDS XXXIII 7* · Crib: *E-cribs* · Diagram: *Keith Rose's Diagrams*

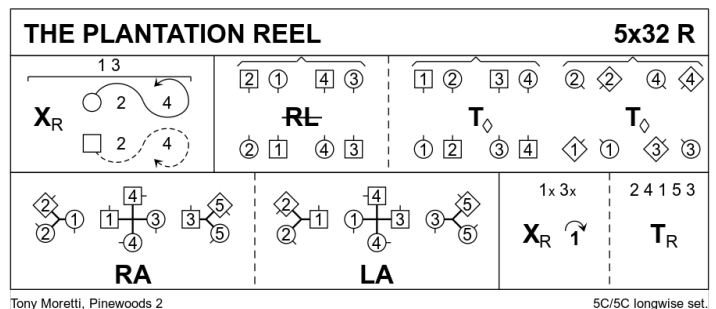
- 1- 1W+2W & 1M+2M turn BH | open into circle4 L | 1c+2c turn P BH (on [8] 3c dance in) into
- 9- 1c+2c+3c Promenade, on [15-16] 1c cast off & 2c dance up (2,1,3)
- 17- 1c+3c RHA to sidelines (1W long turn) ; 2c+1c LHA, 1c finish facing down
- 25- 2c+1c+3c Rsh Reels3 on the sides (2,1,3)



# 13 THE PLANTATION REEL R32 · 5/5L

Tony Moretti: *Pinewoods Collection Vol 2* · Crib: *E-cribs* · Diagram: *Keith Rose's Diagrams*

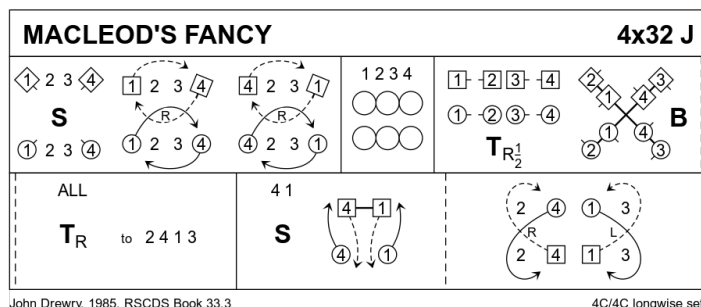
- 1- 1c+3c cross RH | cast off (2c+4c up) ; lead down one, cast up one (2,1x,4,3x,5)
- 9- 2c+1c & 4c+3c,  $\frac{1}{2}$  R&L ; 1c+2c & 3c+4c Petronella twice to next position cclw in their square (2,1x,4,3x,5)
- 17- 2c+1M & 1W+4c+3M & 3W+5c RHA to sidelines ; 2c+1W, 1M+4c+3W & 3M+5c LHA (to 2,1x,4,3x,5)
- 25- 1c+3c cross RH | cast off one place (4c+5c up) ; all turn P RH (2,4,1,5,3)



## 14 MACLEOD'S FANCY J32 · 4/4L

John Drewry: RSCDS XXXIII 3 · Crib: E-cribs · Diagram: Keith Rose's Diagrams

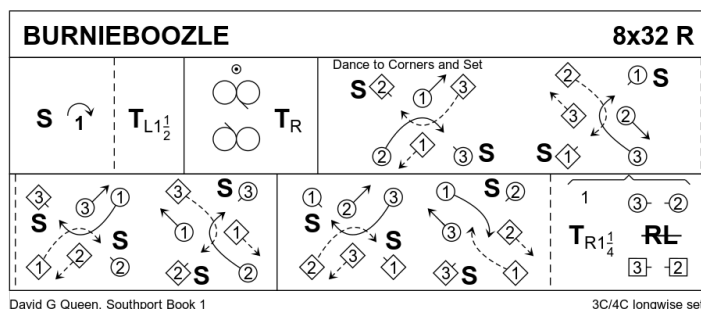
- 1- 1c+4c set facing diagonally | 1W+4M cast R round own sideline and meet with  $\frac{3}{4}$  RH turn in the middle, to places **while{6}** 1M+4W make that turn and cast R round own sideline to places
- 9- All dance Reels4 on the sides to finish (1,2,3,4) facing up/dn
- 17- Middles (2c+3c) turn ends RH  $\frac{1}{2}$  way to form a St Andrew's Cross (1c+4c retain RH and give LHA in the middle) | all set ; continue turns once round RH, at the end 1c+4c pass Rsh on own side to end (2,4,1,3) (1M+4W with polite turn)
- 25- (Middle couples solo:) 4c+1c set, Women cross NHJ and face ends **while{2}** Men cross over outside them and turn inwards to join P ; 4c(1c) lead up RH (lead down LH) between 2c(3c), cross and cast to 2pl(3pl) (2,4,1,3)



## 15 BURNIEBOOZLE R32 · 3/4L

David G Queen: Southport Book Volume 1 · Crib: E-cribs · Diagram: Keith Rose's Diagrams

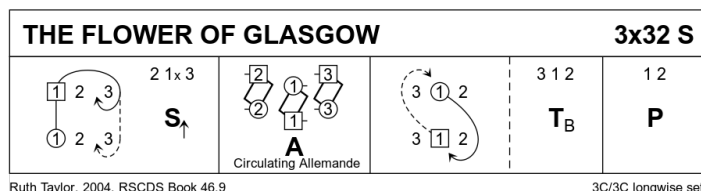
- 1- 1c set, cast (2c up) ; turn LH  $1\frac{1}{2}$  and face out (2,1x,3)
- 9- Reels3 on the sides (Lsh to 2cnr), at end 1c turn RH to face 1cnrs
- 17-32 »Dance to Each Corner and Set«  
(»Free« cnrs set diagonally **while{2}** centre dancers change place Rsh with the facing cnr, who in the centre pass Rsh to face next cnr on R. Repeat this five times, on alternating diagonals) ; 1c turn RH  $1\frac{1}{2}$  to 2pl **while{4}** 3c+2c  $\frac{1}{2}$  R&L starting along the sides.(2,1,3)



## 16 THE FLOWER OF GLASGOW S32 · 3/3L

Ruth Taylor (CAN): RSCDS XLVI 9 · Crib: E-cribs · Diagram: Keith Rose's Diagrams

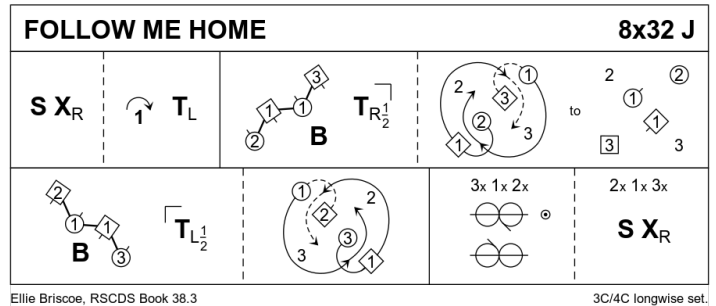
- 1- 1W, 1M following, cast off 2, cross below 3c ; 1W cast up and 1M dance up the middle and 2c dance up (to 2,1x,3) | All set adv into promhold, 1c facing down, 2c & 3c up
- 9- Circulating Allemande: all dance as in a normal 3c allemande, only 1c starts down, finish (3,1x,2)
- 17- 1c  $\frac{1}{2}$  Fig8 L (W up M down) ; all turn P BH (3,1,2)
- 25- 1c+2c Poussette (3,1,2)



## 17 FOLLOW ME HOME J32 · 3/4L

Ellie Briscoe: RSCDS XXXVIII 3 · Crib: E-cribs · Diagram: Keith Rose's Diagrams

- 1- 1c set | cross RH ; cast off (2c up) | turn  $\frac{3}{4}$  LH
- 9- BiL with 1cnrs |  $\frac{1}{2}$  turn 1cnrs RH ; 1c followed by 1cnrs chase clw round 4cnrs to leave 1cnrs in exchanged places, and join LH to 2cnr, RH to P
- 17- BiL with 2cnrs |  $\frac{1}{2}$  turn 2cnrs LH ; 1c followed by 2cnrs chase cclw, 1c crossing Lsh to 2plx facing out (3x,1x,2x)
- 25-  $\frac{1}{2}$  Lsh Reels3 on the sidelines ; All set and cross (2,1,3)



## 18 THE HIGHLAND RAMBLER R40 · 3/4L

Roy Goldring: Thirty Popular Dances, Volume Two · Crib: E-cribs · Diagram: Keith Rose's Diagrams

- 1- 1c long cast to 2pl (2c up on [3-4] ; 1c+3c RHA (2,1,3)
- 9- 2c+1c LHA, 1W faces out ; 1W followed by 1M cast up round 2W and down the middle of set, 1W between 3c and 1M between 2c, all facing down
- 17- In lines of 3 down the middle (all swivel R) and up
- 25- 1M followed by 1W dance up, cast round 2W and into 2pl ; 1c turn RH
- 33- Circle6 and back

