

Leeds Scottish Country Dance Club 25th May 2019

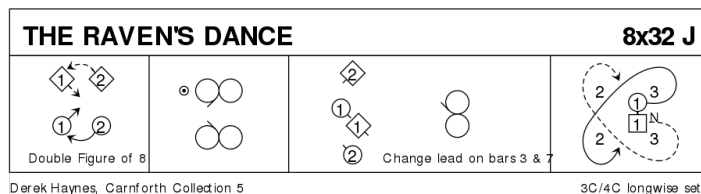
Music: Ian Slater, MC: Alan Horsfall

St Chad's Parish Centre, LS16 5JT, 7.30pm – 10.45pm

1 THE RAVEN'S DANCE J32 · 3/4L

Derek Haynes: Carnforth Collection of SC Dances 5 · Crib: E-cribs · Diagram: Keith Rose's Diagrams

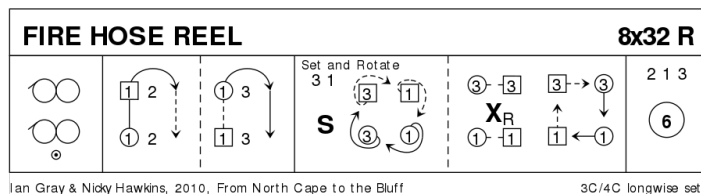
- 1– 1c+2c DbIFig8 (1c cross down, 2c dance up, no cast), at the end 2c face out
- 9– Crossover Reels3 on the sides (1c cross down, 2c out and up), finish 1c side by side at top facing down, W on the R, 2c facing out
- 17– 1c (together) +2c Lead-change Reel3 across, Rsh to 2M. 2c finish in 1pl with 1c in between facing down
- 25– 1c dance down, cast up round 3c, lead up, cross between 2c and cast off (2,1,3)



2 FIRE HOSE REEL R32 · 3/4L

Gray, I. and Hawkins, N.: From North Cape to the Bluff · Crib: SCDDDB Contributed Cribs & Diagrams · Diagram: Keith Rose's Diagrams

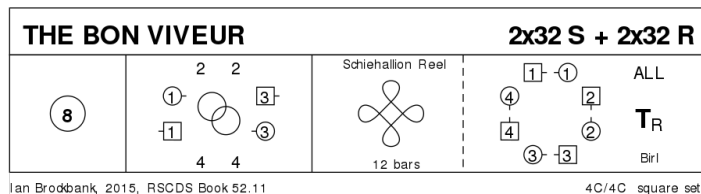
- 1-8 1c+2c+3c RSh reels of 3 (1W face out)
- 9-16 1W followed by 1M cast off and cross to 2nd place opposite side (2c up 3-4) | 1M followed by 1W cast off and cross to 3rd place own side (3c up 7-8)
- 17-24 3c+1c set and rotate
- 25-32 2c+1c+3c Circle6 and back



3 THE BON VIVEUR M64 · 4S

Ian Brockbank: RSCDS LII 11 · Crib: E-cribs · Diagram: Keith Rose's Diagrams

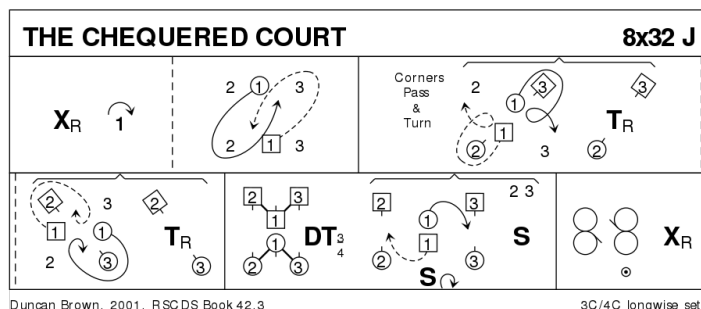
- 1-- Circle8 and back
- 9-- 1c+3c Men's Chain
- 17-28 12 bars of Schiehallion reel (4,1,2,3)
- 29-32 All Birl or Turn P RH (4,1,2,3)



4 THE CHEQUERED COURT J32 · 3/4L

Duncan Brown: RSCDS XLII 3 · Crib: E-cribs · Diagram: Keith Rose's Diagrams

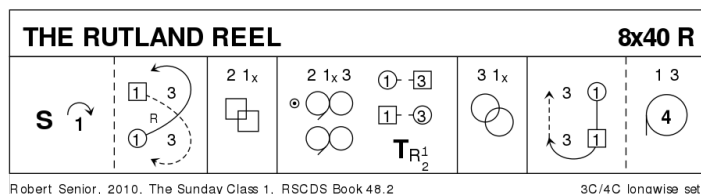
- 1- 1c cross RH | cast off (2c up) ; ½ Fig8 across to the R (1M up, 1W down) to face 1cnr
- 9- 1c+1cnrs pass and turn, at end 1c swivels R to be BtoB facing 4cnr ; 1c+4cnrs pass and turn, 1c swivels R to finish BtoB facing own side for DT_r, 1c finish between end couple facing own side
- 17- DT_r, 1c finish between end couple facing own side
- 25- Reels3{6} across (Rsh to 4cnr) | 1c cross RH (2,1,3)



5 THE RUTLAND REEL R40 · 3/4L

Robert Senior: RSCDS XLVIII 2 · Crib: E-cribs · Diagram: Keith Rose's Diagrams

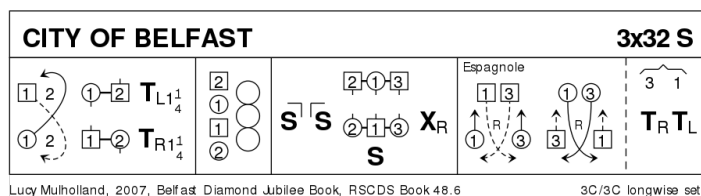
- 1-- 1c set | cast off (2c up) ; cross down RH and cast up to (2,1x,3)
- 9-- 2c+1c La-Chain
- 17-- Reels3{6} on the sides, 1c Rsh to 3c | 1c turn 3c RH ½ on sides (2,3,1x)
- 25-- 3c+1c M-Chain (2,3,1x)
- 33-- 1W followed by 1M cast up and cross to own side (3c down) ; 1c+3c Circle4 L (2,1,3)



6 CITY OF BELFAST S32 · 3/3L

Lucy Mulholland: RSCDS XLVIII 6 · Crib: E-cribs · Diagram: Keith Rose's Diagrams

- 1- 1c ½ Fig8 round 2c ; 1c turn 2c EH 1¼ into line across, 1c in the middle
- 9- 1c+2c Reel4, finish 2c in 1pl and 1c (last pass is Lsh) facing 1cnr
- 17- 1c set to 1cnr | set to 2cnr, dancing R into sideline (2,1x,3) ; All set | 1c cross RH
- 25- 1c+3c Espagnole (2,3,1)

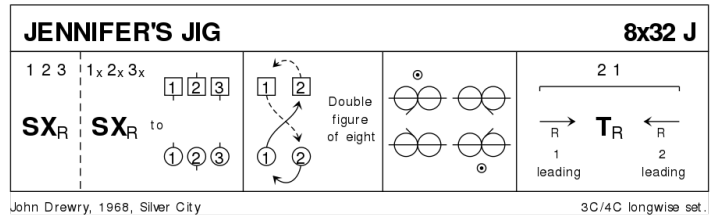


Espagnole: both W lead RHJ to M side, cross and cast back to exchanged places while Men cross to W side, lead RHJ back to M side crossing to exchanged places ; all turn P EH (2,1)

7 JENNIFER'S JIG J32 · 3/4L

John Drewry: *Bon Accord Book of Scottish Country Dances* · Crib: *E-cribs* · Diagram: *Keith Rose's Diagrams*

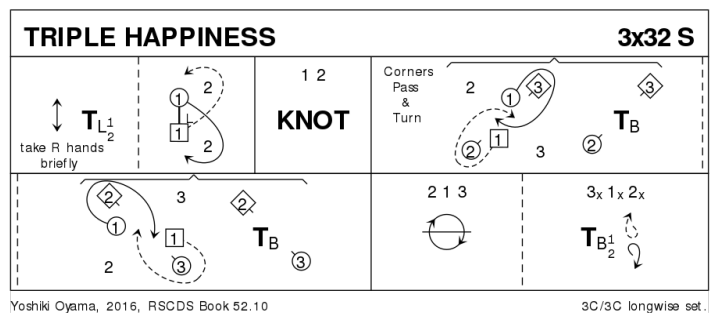
- 1-- 1c+2c+3c set | cross RH ; repeat & 2c face out
- 9-- 1c+2c DblFig8 (1c cross down), at end 2c face out and up (1,2,3)
- 17-- 1c+2c+3c Inveran reels (1c cross down, and cross up from the bottom, 2c+3c full reel3 on own side) (1,2,3)
- 25-- 1c with 2c following lead down {3}, turn RH ½ {1} ; turn on ½ moving upwards | 2c+1c lead up (to 2,1,3)



8 TRIPLE HAPPINESS S32 · 3/3L

Yoshiki Oyama: *RSCDS LII 10* · Crib: *E-cribs* · Diagram: *Keith Rose's Diagrams*

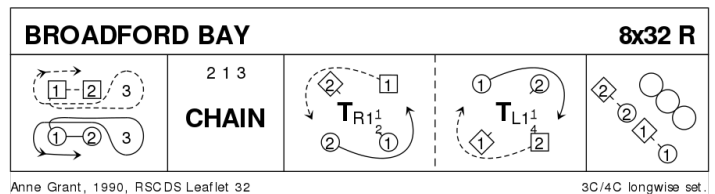
- 1-- 1c A&R{1+1} taking (or shaking) RH briefly | turn LH ½ facing down ; cross LH between 2c and cast up to 1pl
- 9-- 1c+2c The Knot, 1c finish facing 1cnrs (2,1,3)
- 17-- Corners Pass and Turn BH (2,1,3)
- 25-- All chase clw ½ ; turn BH ½, face each other | cast R to exchanged places (3,1,2)



9 BROADFORD BAY R32 · 3/4L

Anne Grant: *The Leaflet Dances with Music* · Crib: *E-cribs* · Diagram: *Keith Rose's Diagrams*

- 1-- 1c (leading)+2c (dance up to begin), dance between 3c, cast up and dance to top, and 1c cast off (to 2,1,3)
- 9-- 2c+1c+3c G-Chain (2c cross to start), finish 2M & 1W facing out (2,1,3)
- 17-- 2W+1M turn RH 1½ **while{4}** 2M+1W chase ½ round cclw ; 2W+1M chase ½ round clw to 1W/2M places **while{4}** 2M+1W turn LH 1¼ to face P on 2diagonal
- 25-- 2c+1c diagonal Reel4 (to 2,1,3)

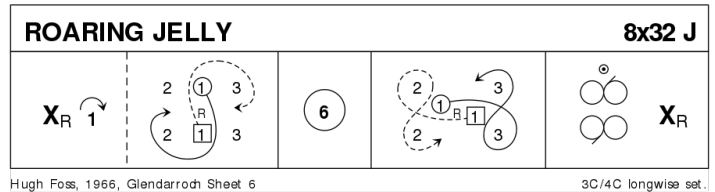


10 PROGRAMME ITEM – INTERVAL

11 ROARING JELLY J32 · 3/4L

Hugh Foss: Glendarroch Scottish Dance Sheets · Crib: E-cribs · Diagram: Keith Rose's Diagrams

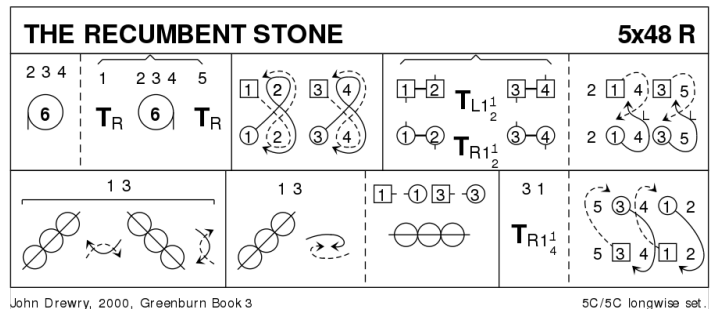
- 1- 1c cross RH | cast off (2c up) ; cross RH, 1c casts R round 3cnr to finish in line across between 2cnr and 3cnr
- 9- Circle6 and back
- 17- 1c change places up/dn RH | Fig8 round 4cnr and 1cnr, (start Rsh), finish on sideline facing 2cnr
- 25- 1c Reels3{6} on opposite sides (Rsh to 2cnr) | cross RH



12 THE RECUMBENT STONE R48 · 5/5L

John Drewry: The Greenburn Book 3 · Crib: E-cribs · Diagram: Keith Rose's Diagrams

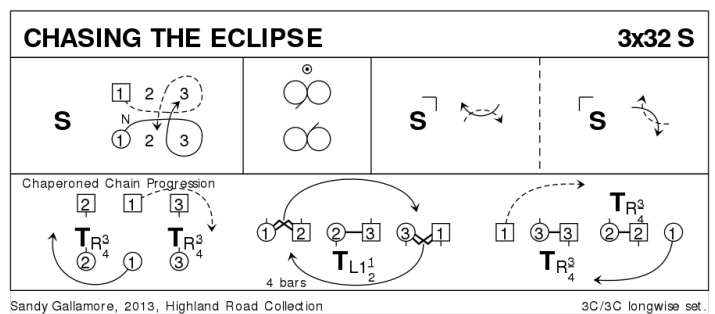
- 1- 2c+3c+4c circle6 and back **while{8}** on [5-8] 1c+5c turn RH
- 9- 1c+3c Fig8 down, cross down to start (1,2,3,4,5)
- 17- 1c with 2c & 3c with 4c turn EH 1½ on the sides (1c+3c start inwards) (2,1,4,3,5) ; 1c+3c cast off | cross up LH to face 1cnr
- 25- 1c & 3c ½Reels4 with 1cnrs, Pass Rsh ; repeat with 2cnrs
- 33- Repeat with 3cnrs, finish with Rsh loop to 1W-1M-3W-3M on midline ; 1c+3c ½Reel4 on midline
- 41- 3c+1c turn RH 1¼ (5,3x,4,1x,2) ; 3c+1c ½ Fig8 across to the L (M down, W up) (3M+1W pass Rsh between 4c) (5,3,4,1,2)



13 CHASING THE ECLIPSE S32 · 3/3L

Sandy Gallamore: The Highland Road Collection · Crib: SCDDDB Contributed Cribs & Diagrams · Diagram: Keith Rose's Diagrams

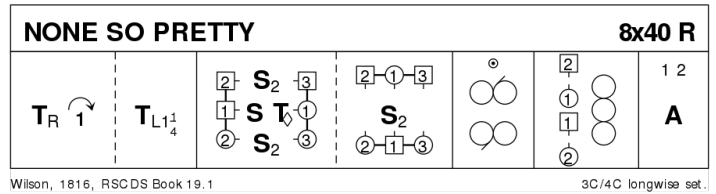
- 1-8 1C set, dance NH down the center + cast up to 2pl & cross to face 1cnr.
- 9-16 Reel 3 on sides - 1C pass 1cnr Rsh to begin.
- 17-24 1C+1cnr set , 1C spiral Rsh rnd ptrn to face 2cnr ; 1C+2cnr set , 1C spiral Rsh to face out 2pl own side.
- 25-32 All dance Chaperoned Chain Progression. End 3 1 2.



14 NONE SO PRETTY R40 · 3/4L

Thomas (19C) Wilson: RSCDS XIX 1 · Crib: E-cribs · Diagram: Keith Rose's Diagrams

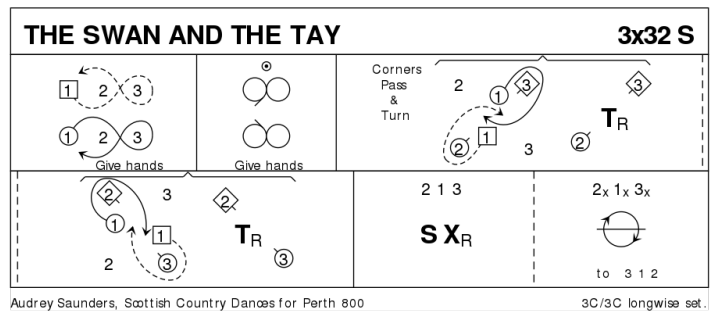
- 1- 1c turn RH, cast off (2c up) ; turn 1¼ LH to finish 1W/1M between 2c/3c
- 9- set twice in lines across, on [11-12] 1c petronella to opposite sidelines ; 2c+1c+3c set twice (2,1x,3)
- 17- Reels3 on sidelines (Rsh to 2cnrs), 1c finish BtoB between 2c facing opposite side (no loops at the end)
- 25- 1c+2c Reel4 across, at end 1c meet as 2c curves down into
- 33- 1c+2c Allemande (2,1,3)



15 THE SWAN AND THE TAY S32 · 3/3L

Audrey Saunders: Scottish Country Dances for Perth 800 · Crib: E-cribs · Diagram: Keith Rose's Diagrams

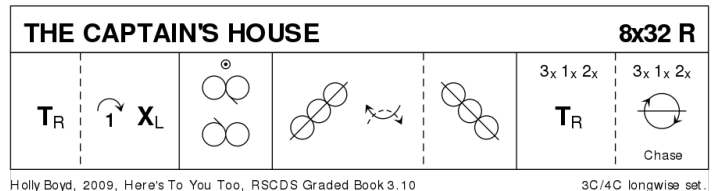
- 1- 1c (in and down) Fig8 on own sides (give hands) (1,2,3)
- 9- 1c cross into Reels3{6} on opp. sides | 2c dance up as 1c face 1cnr
- 17- 1c+cnrs Pass&Turn, pass Rsh ; repeat with 2cnr, finish (2,1,3)
- 25- All set | cross RH ; chase ½ clw to (3,1,2)



16 THE CAPTAIN'S HOUSE R32 · 3/4L

Holly Boyd: A Third Book of Graded Scottish Country Dances · Crib: E-cribs · Diagram: Keith Rose's Diagrams

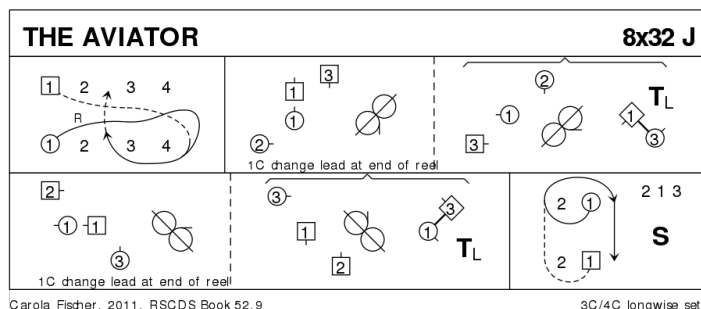
- 1- 1c turn RH ; cast (2c up) | cross LH and face out (2,1x,3)
- 9- Reels3 on the sides, Lsh to 2cnr, 1c finish facing 1cnr
- 17- ½ Reel4 with 1cnrs, pass Rsh ; ½ Reel4 with 2cnrs, finish (3x,1x,2x)
- 25- All turn P RH ; All chase ½ clw (2,1,3)



17 THE AVIATOR J32 · 3/4L

Carola Fischer: RSCDS LII 9 · Crib: E-cribs · Diagram: Keith Rose's Diagrams

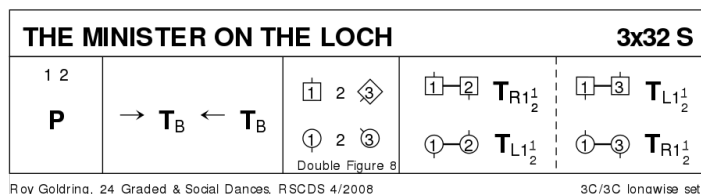
- 1-- 1c lead down (2c up), on [4] 1W crosses in front and, 1M following, casts up (round any standing M), to finish 1c in 2pl facing 3W
- 9-- 3W+1c+2M Rsh lead-change diag. Reel3 ; 1M dancing the full reel, **while for [13-16]** 1W turns 3M LH to finish behind 1M, both on midline facing up
- 17-- 2W+1c+3M Rsh lead-change diag. Reel3 ; 1W dancing the full reel, **while for [21-24]** 1M turns 3W LH to finish 1c in 2plx, 1W facing out
- 25-- 1c dance up (1W Rsh to 2M, 1M Rsh to 2W) | 1c dance Rsh round 2W to 2pl | All set.



18 THE MINISTER ON THE LOCH S32 · 3/3L

Roy Goldring: Magazine Dances 2005-2009 · Crib: E-cribs · Diagram: Keith Rose's Diagrams

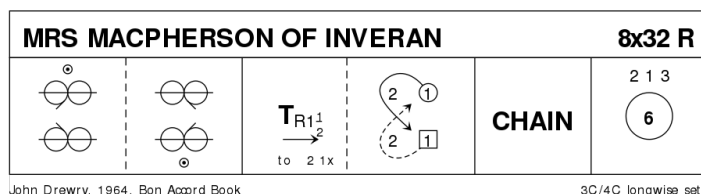
- 1- 1c+2c Pousette
- 9- 1c dance down 2 places, turn BH ; dance up 2 places, turn BH, open upwards and face out
- 17- 1c+3c DbIFig8 round 2c, 1c casting, 3c crossing up to begin, 1c finish facing out for
- 25- 1W+2W & 1M+2M turn EH 1½ ; 1c+3c repeat (2,3,1)



19 MRS MACPHERSON OF INVERAN R32 · 3/4L

John Drewry: Bon Accord Book of Scottish Country Dances · Crib: E-cribs · Diagram: Keith Rose's Diagrams

- 1- 1c+2c+3c Inveran Reels3 (1c crossing top and bottom)
- 9- 1c turn RH 1½ into 2plx facing out (2c up) ; 1c cast up round 2c and cross down to (2,1,3)
- 17- G-Chain (2c cross)
- 25- circle6 and back



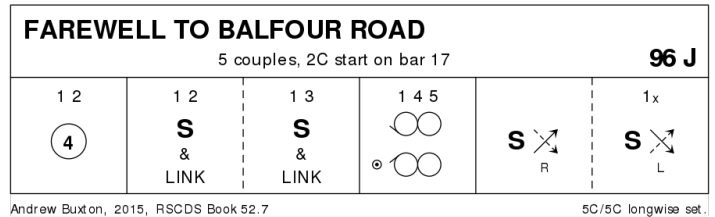
20 PROGRAMME ITEM – EXTRAS

21 FAREWELL TO BALFOUR ROAD

J32 · 5/5L

Andrew Buxton: RSCDS LII 7 · Crib: SCDDDB Contributed Cribes & Diagrams · Diagram: Keith Rose's Diagrams

- 1- 1c+2c 4H round and back
- 9- 1c+2c set & link ; 1c+3c set & link
- 17- [2c start from top as 1c] 1c+4c+5c mirror reels3 on sides
- 25- 1c set | cross down RH to 4pl [4c up] ;
1c set | cross down LH to 5pl [5c up]



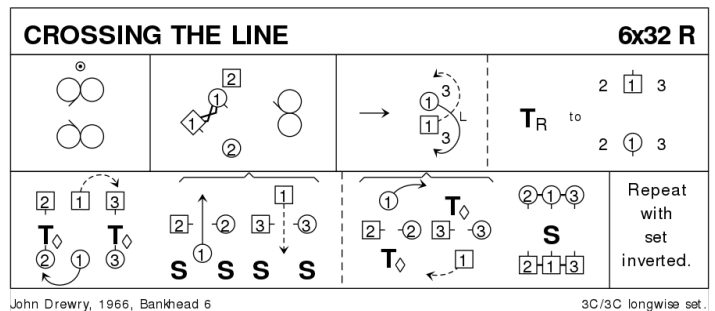
Repeat pattern until 1c are back at top but allow 5c to finish their turn [96 bars total]

22 CROSSING THE LINE

R32 · 3/3L

John Drewry: Bankhead Book Part 6 · Crib: E-cribs · Diagram: Keith Rose's Diagrams

- 1- 1c cross down into Mirror Reels3 on opposite sides with 2c+3c, 1c finish in promhold facing down between 2c in 1pl
- 9- 1c+2M+2W Reel3 across (Rsh to 2M) (at end 1c start downwards)
- 17- 1c (promhold) dance between 3c, cross LH and cast up to 2pl ; turn RH and face out (see note)
- 25- 2c & 3c petronella {8} **while** 1c casts R (1M up, 1W down) | cross between setting end couples ; cast to 2plx | set (all together) (2x, 1x, 3x)



The set is now inverted ; repeat using the bottom (3c) as new top. In 6 times through each couple dances once as 1c from »each hemisphere«.

Note: On [24], some dancing couples choose to face in after the RH turn and then cast into the next figure.

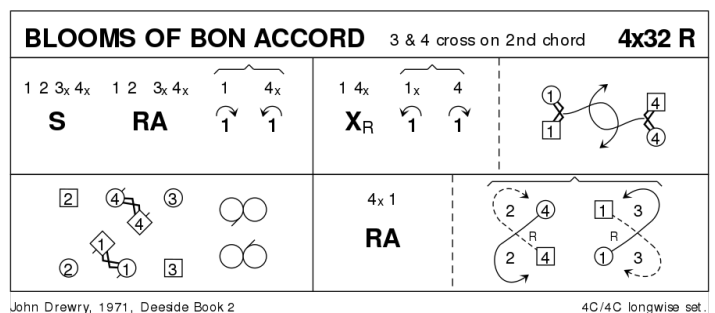
23 BLOOMS OF BON ACCORD

R32 · 4/4L

John Drewry: Deeside Book Part 2 · Crib: E-cribs · Diagram: Keith Rose's Diagrams

3c+4c cross on 2nd chord(1,2,3x,4x). This dance has top/bottom symmetry

- 1- All C set | 1c+2c & 3c+4c RHA | 1c & 4c cast in to 2pl/3pl **while**{2} 2c+3c lead out to end places
- 9- 1c+4c cross RH, cast to ends, meet in promhold and dance in between end couples, curve round the other couple Rsh to finish 1c / 4c on M/W side facing out and right
- 17- 1c & 4c (in promhold) Rsh Reels3 with the »corners« on M/W sides, at end meet in the centre
- 25- 4c+1c RHA, at end M swivels right so couples face ends of set (1c down, 4c up, W on P's left, RHJ) ; 4c&1c cross down between end couples and cast in to 3pl/2pl (to 2,4,1x,3x)



24 MISS CATHERINE ANN S32 · 3/3L

David G Queen: Queen Collection of SCD Vol 1 · Crib: MiniCribs · Diagram: Keith Rose's Diagrams

- 1-8** 1L+2L Set+Link **while** 1M+2M
Reverse Set+Link, 1s dance 1/2 Fig of 8 round 2s
- 9-16** 1M+3L Set+Link **while** 1L+3M
Reverse Set+Link, 1s dance 1/2 Fig of 8 round 3s
- 17-24** 2s+3s+1s petronella turn into centre & set to partners, 1/2 turn 2H & petronella turn back to sides for...
- 25-32** 2s+3s+1s circle 6H round & back

