

Leeds Scottish Country Dance Club 25th November 2017

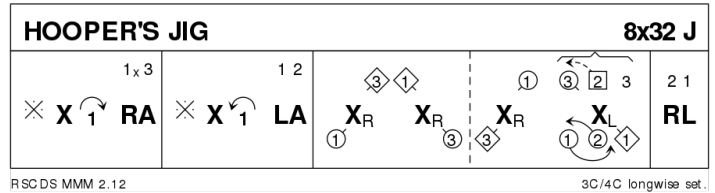
Music: Màrtainn Skene, MC: Helen Brown

St Chad's Parish Centre, LS16 5JT, 7.30pm – 10.45pm

1 HOOPER'S JIG J32 · 3/4L

Miss Milligan's Miscellany of Scottish Country Dances · Crib: Eric's E-cribs · Diagram: Keith Rose's Diagrams

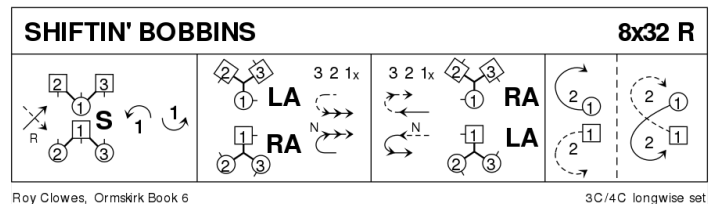
- 1– All clap, 1c cross Rsh and cast off one (2c up) ; 1c+3c RHA
- 9– All clap, 1c cross back Rsh, cast up to own place (2c down) ; 1c+2c LHA
- 17– 1M+3W change places RH | 1W+3M change RH, **while{2}** 1M+3W dance a Rsh loop ; 1M+3W cross back RH **while{2}** 1W+3M loop | 1W+3M cross back LH, 1W to 2pl **while{2}** 1M casts to 2pl (2c up)
- 25– 2c+1c R&L



2 SHIFTIN' BOBBINS R32 · 3/4L

Roy Clowes: Ormskirk Scottish Dances - Memorial Edition · Crib: Eric's E-cribs · Diagram: Keith Rose's Diagrams

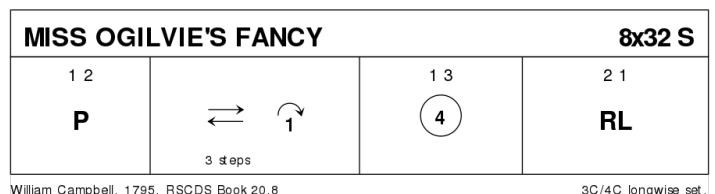
- 1– 1c cross down RH (2c up) to 2plx in DTr position with corners | set as DTr ; cast up, meet and dance down to 2pl in middle
- 9– 2M+1W+3M RHA, **while{4}** 2W+1M+3W LHA ; 1c followed by 2c+3c dance down the middle
- 17– 3c+2c+1c dance up the middle, 3c casting to 3pl, flowing into ; 1W+2M+3M LHA, **while{4}** 1M+2W+3W RHA
- 25– 1c dance to top, cast off one ; ½ Fig8 up round 2c.



3 MISS OGILVIE'S FANCY S32 · 3/4L

William (18C) Campbell: RSCDS XX 8 · Crib: Eric's E-cribs · Diagram: Keith Rose's Diagrams

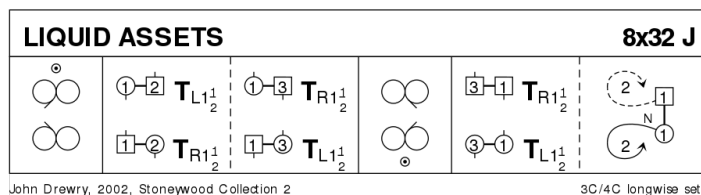
- 1– 1c+2c Pousette (1,2,3)
- 9– 1c lead down the middle and up | cast off (2c up)
- 17– 1c+3c Circle4 and back
- 25– 2c+1c R&L



4 LIQUID ASSETS J32 · 3/4L

John Drewry: Stoneywood Collection Volume 2 · Crib: Eric's E-cribs · Diagram: Keith Rose's Diagrams

- 1-- 1c cross down into Mirror Reels3 on opposite side (1x,2,3), 2c facing out
 9-- 1c turn 2c on sideline EH 1½ (2,1x,3) ; 1c+3c repeat (2,3,1x), 3c facing out
 17-- 1c cross up into Mirror Reels3 on own side (2,3,1), 3c facing out
 25-- 1c turn 3c on sideline EH 1½ (2,1,3) ; 1c dance up between 2c and cast off to (2,1,3)

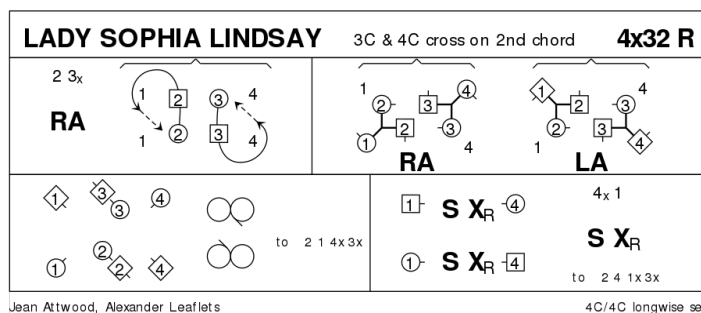


5 LADY SOPHIA LINDSAY R32 · 4/4L

Jean Attwood: Alexander Leaflets · Crib: Eric's E-cribs · Diagram: Keith Rose's Diagrams

On 2nd chord 3c+4c cross to (1,2,3x,4x)

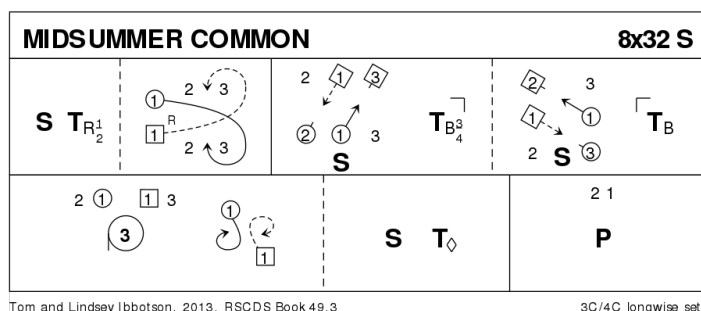
- 1-- 2c+3c RHA ; 2W & 3W with P following cast L round 1W & 4W »=2cnrs«
 9-- 1M+2c & 3c+4M RHA ; 1W+2c & 3c+4W LHA
 17-- 2c (on M side) & 3c (on W side) (still in tandem, W leading) opposing Reels3 on sidelines, Lsh to 4W/1W “=4cnr”, to 2,1,4x,3x, middle Cs facing each other up/dn
 25-- 1c+4c set | cross RH on side ; set to P | cross RH (2,4,1x,3x)



6 MIDSUMMER COMMON S32 · 3/4L

Tom & Lindsey Ibbotson: RSCDS XLIX 3 · Crib: SCDDDB Contributed Cribs & Diagrams · Diagram: Keith Rose's Diagrams

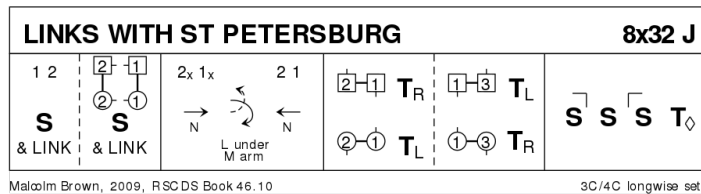
- 1-- 1c set | ½ turn RH ; lead down, cross below 3c (2c up on [5-6] and cast to 2pl (2,1,3)
 9-- 1c set adv to into BtoB facing 1cr while 1cr set | turn 1cnr BH into lines across ; 1c set adv to into BtoB facing 2cr while 2cr set | turn 2cnr BH
 17-- 1W+3c & 1M+2c circle3, at end 1c swivels R to face P ; 1c set | 1c Petronella turn (to 2,1,3)
 25-- 1c+2c poussette



7 LINKS WITH ST PETERSBURG J32 · 3/4L

Malcolm Brown: RSCDS XLVI 10 · Crib: Eric's E-cribs · Diagram: Keith Rose's Diagrams

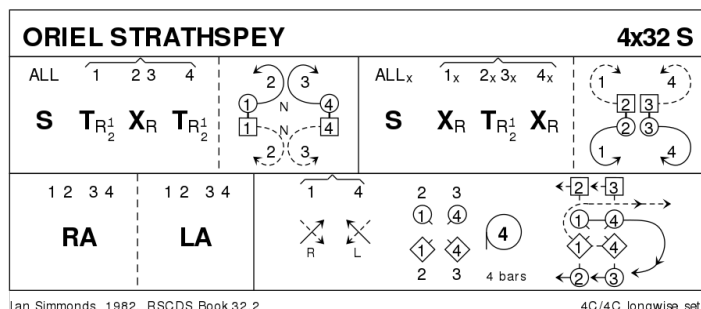
- 1- 1c+2c S&Link, finish 2c facing 1c NHJ ; S&Link to (2x,1x,3)
- 9- 1c, 2c following, dance down {3}, change sides with NHJ, W passing above M and under his arm, 2c+1c dance up to (2,1,3), 2c facing out
- 17- 2c turn 1c EH on sides ; 1c turn 3c EH, 1c finish BtoB facing 1cnr
- 25- SetH&G , petronella to (2,1,3)



8 ORIEL STRATHSPEY S32 · 4/4L

Ian Simmonds: RSCDS XXXII 2 · Crib: Eric's E-cribs · Diagram: Keith Rose's Diagrams

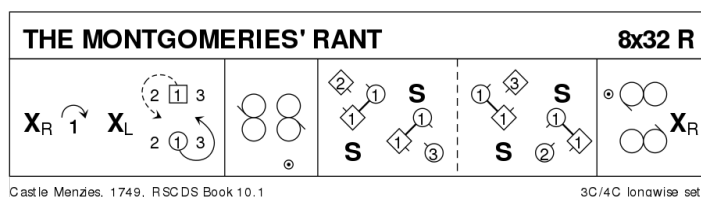
- 1- All set to P | 1c+4c turn RH ½ into the middle facing down/up **while**{2} 2c+3c cross RH ; 1c+4c advance NHJ, meet dancer opposite and dance NHJ out the side and cast to own end (1x,2x,3x,4x)
- 9- All set toP | 1c+4c cross RH **while**{2} 2c+3c turn RH ½ into the middle facing own end ; 2c+3c dance out the end and cast to own places (1,2,3,4)
- 17- 1c+2c & 3c+4c RHA, LHA
- 25- 1c+4c cross diagonally to middle of set, using EH (1c RH, 4c LH) | 1c+4c circle4 L | continue circle ½ opening for 1W to lead 4W down the W side **while**{2} 4M leads 1M up the M side (2c+3c up) (to 2,3,4,1)



9 THE MONTGOMERIES' RANT R32 · 3/4L

Castle Menzies (18C): RSCDS X 1 · Crib: Eric's E-cribs · Diagram: Keith Rose's Diagrams

- 1- 1c cross RH | cast off (2c up) ; cross LH | cast L (W up, M down)
- 9- 2c+1W & 1M+3c Rsh Reels3 across
- 17- 1c NHJ set to 2W (swivel ½ inwards), set to 3M (veer L together), set to 3W (swivel ½ inwards), set to 2M (and face own 2cnr)
- 25- Reels3{6} on the sides, Rsh to 2cnr | 1c cross RH to 2pl

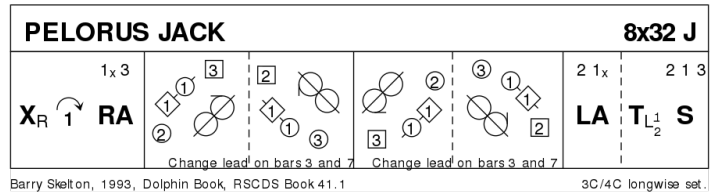


10 PROGRAMME ITEM – INTERVAL

11 PELORUS JACK J32 · 3/4L

Barry Skelton: RSCDS XLI 1 · Crib: Eric's E-cribs · Diagram: Keith Rose's Diagrams

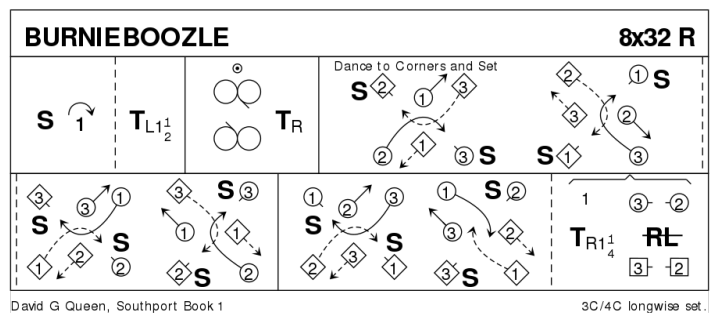
- 1- 1c cross RH, cast (2c up) ; 1c+3c RHA, finish 1M facing 1cnr, 1W behind him
- 9- 1c in tandem +1cnrs ½ diagonal Reel3, Rsh to 3W (1M & 1W loop R singly for lead change, so 1W now leads P) ; ½ diagonal Reel3, Rsh to 2W (+ lead change)
- 17- Continue pattern twice
- 25- 2c+1c LHA ; 1c turn LH ½ | all set (2,1,3)



12 BURNIEBOOZLE R32 · 3/4L

David G Queen: Southport Book Volume 1 · Crib: Eric's E-cribs · Diagram: Keith Rose's Diagrams

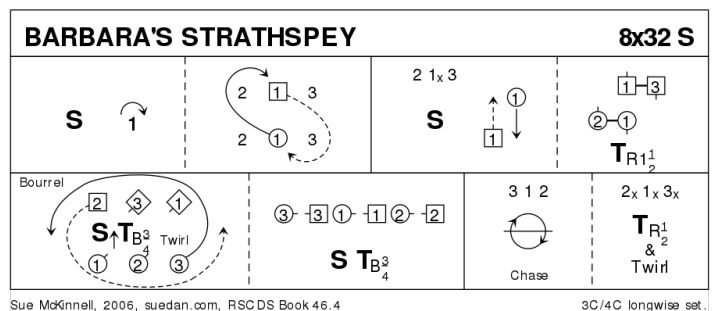
- 1- 1c set, cast (2c up) ; turn LH 1½ and face out (2,1x,3)
- 9- Reels3 on the sides (Lsh to 2cnr), at end 1c turn RH to face 1cnrs
- 17-32 »Dance to Each Corner and Set«
(»Free« cnrs set diagonally **while{2}** centre dancers change place Rsh with the facing cnr, who in the centre pass Rsh to face next cnr on R. Repeat this five times, on alternating diagonals) ;
1c turn RH 1½ to 2pl **while{4}** 3c+2c ½ R&L starting along the sides.(2,1,3)



13 BARBARA'S STRATHSPEY S32 · 3/4L

Sue McKinnell: RSCDS XLVI 4 · Crib: Eric's E-cribs · Diagram: Keith Rose's Diagrams

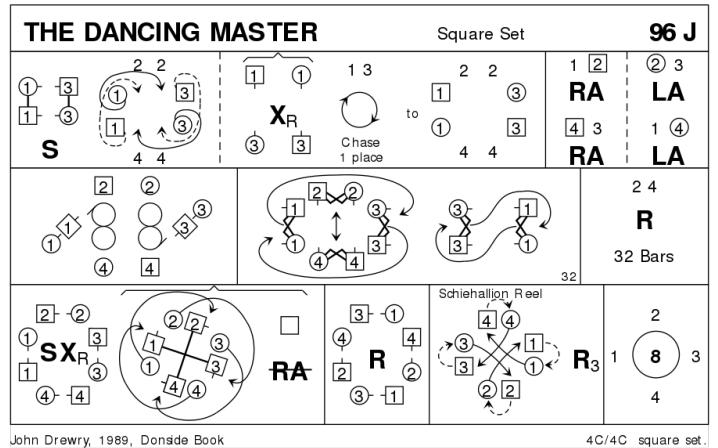
- 1- 1c set | cast (2c up) ; ½ Fig8 L (2,1x,3)
- 9- All set | 1c cross Rsh ; 1c+3c nr turn RH 1½ (to 1,2,3 on M side, 2,3,1 on W side)
- 17- 3C Bourrel: 2W+3M chase cclw half round to midline **while{4}** 1M+3W & 2M+1W set adv | turn BH ¾ and pivot R, all facing P on midline (3,1,2) ; All set | All C turn BH ¾ to sidelines
- 25- All chase clw ½ round ; all turn P RH ½ and twirl R to (2,1,3)



14 THE DANCING MASTER J96 · 4S

John Drewry: Scottish Country dances - London 75th · Crib: Eric's E-cribs · Diagram: Keith Rose's Diagrams

- 1- 1c set to 3c | both cast ¼ clw into the middle and face across ; 1c+3c cross RH | chase clw to P's place facing clw
- 9- 1c+2W & 3c+4W RHA (1c+3c, W leading, pass through own place into) ; 1c+4M & 3c+2M LHA , finish again in P's place
- 17- 1c & 3c (W leading M) Rsh Reels3 with the same two corners (1c+2W+4M, 3c+4W+2M), 1c+3c face out in P's place, 2c+4c face in and all take promhold
- 25- 1c+3c chase clw half round, **while**{4} 2c+4c A&R ; 1c & 3c pass Rsh to own place
- 33-64 2c+4c repeat [1-32]
- 65- All set to P | change places RH (M face out) ; all W ½RHA and dance out to W place ¾ clw from the start **while**{4} all M dance one place clw, to meet »opposite partner«
- 73- Repeat [65-72] with new partner (to 3,4,1,2)
- 81- Half Schiehallion Reel (to own places)
- 89- All circle8 and back.

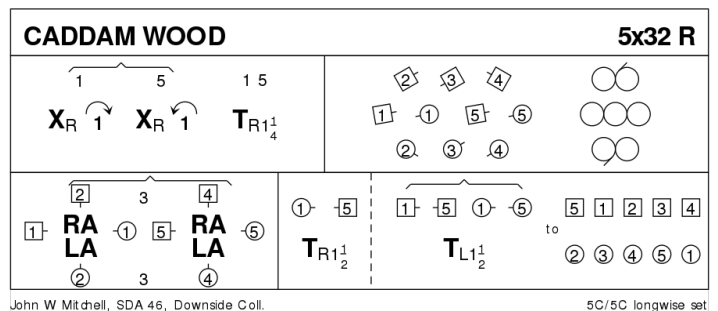


Note by Drewry: On [65-68] and [69-72] the W use RH twice. This can be avoided by substituting: [65-68] »All set to P | change places passing Rsh, (M face out)«

15 CADDAM WOOD R32 · 5/5L

John W Mitchell: Downside Collection · Crib: Eric's E-cribs · Diagram: Keith Rose's Diagrams

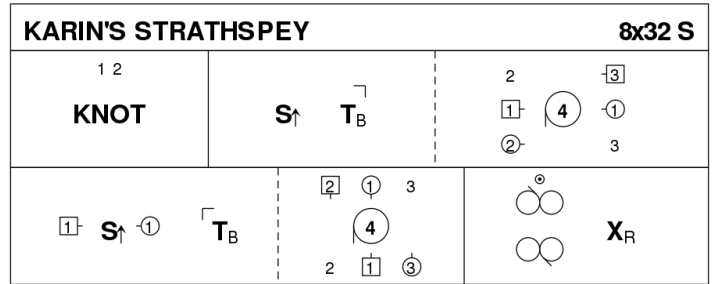
- 1- 1c+5c cross RH and cast one towards middle of set ; 1c+5c turn 1¼ RH to centre line (M face up, W down)
- 9- 1c+5c Reel4 **while**{8} 2M+3M+4M & 2W+3W+4W Reels3 on sides (3c starts inwards giving Rsh)
- 17- 1c+2c & 4c+5c RHA ; LHA (1c+5c finish in the middle)
- 25- 1M+5W 1½ RH turn ; 1W+5W & 1M+5M 1½ LH turn, each pair ending on own sides, (on [29] 2M+3M+4M & 2W+3W+4W step one place to the left) (finishing order M 2-3-4-5-1 and W 5-1-2-3-4, i.e. not facing own P)



16 KARIN'S STRATHSPEY S32 · 3/4L

Derek Haynes: *A Third Book of Graded Scottish Country Dances* · Crib: *Eric's E-cribs* · Diagram: *Keith Rose's Diagrams*

- 1- 1c+2c the Knot
- 9- 1c set advancing towards 1cnrs, turn corner BH ; open into circle4 L, ending with 1cnrs in places and 1W+2c & 1M+3c forming lines across
- 17- 1c repeat with 2cnrs, to finish between corners
- 25- Lsh Reels3{6} on opposite sides with cnrs | 1c cross to own side



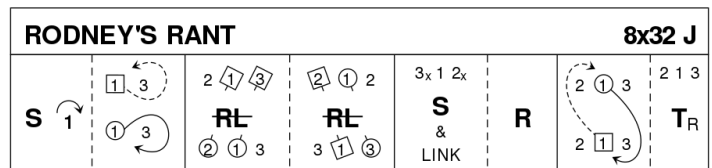
Derek Haynes, 1991, Carnforth Collection 2, RSCDS Graded Book 3.9

3C/4C longwise set.

17 RODNEY'S RANT J32 · 3/4L

Ann Dix: *QE Diamond Jubilee Dances* · Crib: *Eric's E-cribs* · Diagram: *Keith Rose's Diagrams*

- 1- 1c set | cast (2c up) ; dance between 3c and cast up (2,1,3)
- 9- Diagonal R&L (3x,1,2x)
- 17- All S&Link3 into lines across ; repeat (2,1x,3)
- 25- 1c ½ Fig8 L (W up, M down) ; All turn P RH (2,1,3)



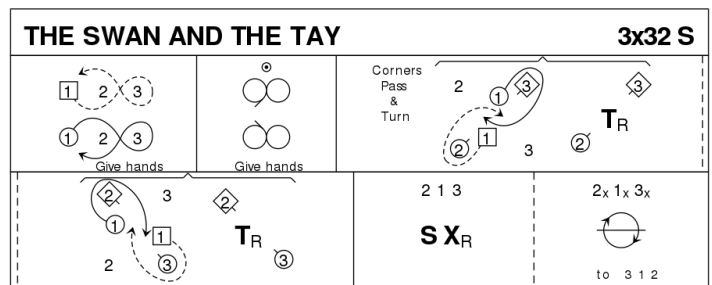
Ann Dix, RSCDS QE Diamond Jubilee

3C/4C longwise set.

18 THE SWAN AND THE TAY S32 · 3/3L

Audrey Saunders: *Scottish Country Dances for Perth 800* · Crib: *Eric's E-cribs* · Diagram: *Keith Rose's Diagrams*

- 1- 1c (in and down) Fig8 on own sides (give hands) (1,2,3)
- 9- 1c cross into Reels3{6} on opp. sides | 2c dance up as 1c face 1cnr
- 17- 1c+cnrs Pass&Turn, pass Rsh ; repeat with 2cnr, finish (2,1,3)
- 25- All set | cross RH ; chase ½ clw to (3,1,2)



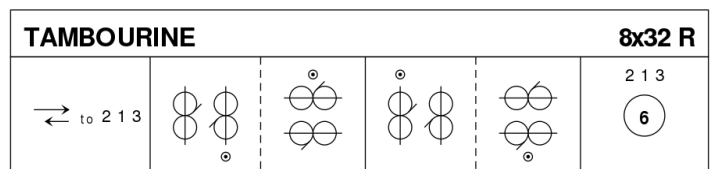
Audrey Saunders, Scottish Country Dances for Perth 800

3C/3C longwise set.

19 TAMBOURINE R32 · 3/4L

Lawrie Bowlen: *East Ivanhoe Book* · Crib: *Eric's E-cribs* · Diagram: *Keith Rose's Diagrams*

- 1- 1c lead down the middle (2c up) and up to 2pl
- 9- ½Reels3 across, Lsh to 1cnrs ; ½Reels3 on sidelines (Rsh to 2cnr pos), cnrs end with loop
- 17- ½Reels3 across, Lsh to 3cnr pos ; ½Reels3 on sidelines (Rsh to 4cnr pos) (to 2,1,3) (1c and 2cnrs move cclw, 1cnrs move clw)
- 25- 2c+1c+3c circle6 and back



Lawrie Bowlen, East Ivanhoe Bk

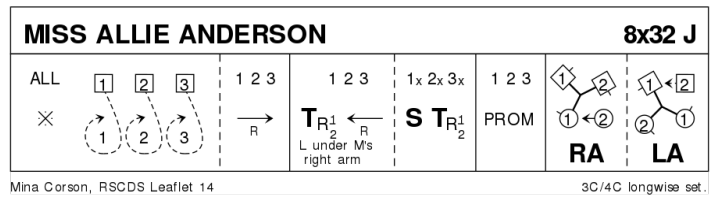
3C/4C longwise set.

EXTRAS

20 MISS ALLIE ANDERSON J32 · 3/4L

Mina Corson: *The Leaflet Dances with Music* · Crib: *Eric's E-cribs* · Diagram: *Keith Rose's Diagrams*

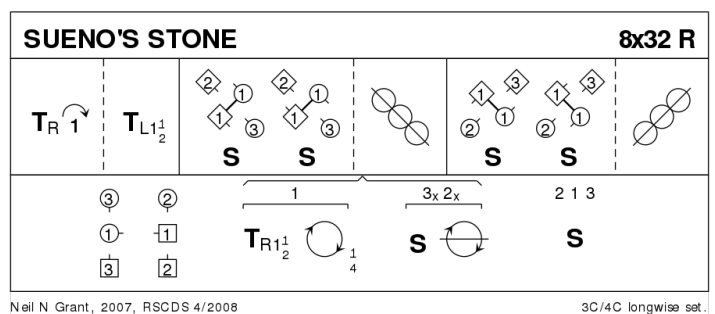
- 1- All clap, 1W+2W+3W dance Rsh once round P to face down with him RHJ ; All lead down the middle
- 9- All M turn P under R arm and lead up to (1x,2x,3x) ; All set, ½ RH turn into
- 17- 1c+2c+3c Promenade (1,2,3)
- 25- 1c+2W RHA, 1M finishing 2pl own side (2M up on [3-4]) ; 1c+2M LHA (2W up on [7-8]) to (2,1,3)



21 SUENO'S STONE R32 · 3/4L

Neil N Grant: *Magazine Dances 2005-2009* · Crib: *Eric's E-cribs* · Diagram: *Keith Rose's Diagrams*

- 1- 1c turn RH | cast (2c up) ; turn LH 1½ to face 2cnr, LHJ with P
- 9- Set to 2cnr & turn inwards | set to 4cnr ; ½Reel4 with 4cnrs, finish LHJ facing 1cnr
- 17- Set to 1cnr & turn inwards | set to 3cnr ; ½Reel4 with 3cnrs, finish 1M above 1W on midline, facing P
- 25- 2c+3c set and chase 1 place clw **while** {4} 1c turn RH 1½ to join the chase ; All chase 1 place clw and set (2,1,3)



22 MACDONALD OF THE ISLES S32 · 3/3L

Derek Haynes: *Carnforth Collection of SC Dances 2* · Crib: *Eric's E-cribs* · Diagram: *Keith Rose's Diagrams*

- 1- 2c diagonal Reel4 with 1cnrs, at end dance Lsh round P to face 2cnrs
- 9- 2c diagonal Reel4 with 2cnrs (2cnr loop by the R) (to 1,2,3)
- 17- 1c+2c+3c »snowball« G-Chain (1c begin, 2 bars per hand) (to 3,2x,1)
- 25- 3c+2c ½ R&L ; 3c ½ Fig8 R (3M up, 3W down) (2,3,1)

