

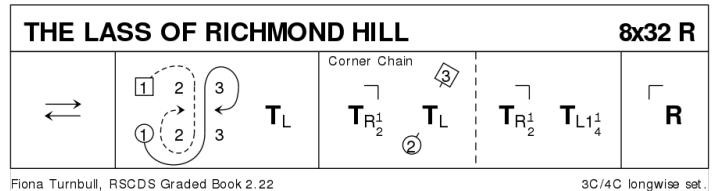
Leeds Scottish Country Dance Club 26 January 2019

St Chad's Parish Centre Music: Alan Ross MC: Don Andrews

1 THE LASS OF RICHMOND HILL R32 · 3/4L

Fiona Turnbull: A Second Book of Graded Scottish Country Dances · Crib: E-cribs · Diagram: Keith Rose's Diagrams

- 1- 1c lead down the middle and up, and face up in the middle
- 9- 1c cast (2c up) | cross Lsh and dance Rsh round 1cnr | turn P LH to face 1cnr
- 17- 1c+1cnrs cnr-Chain, finish facing 2cnr
- 25- 1c+2cnrs cnr-Chain, finish (2,1,3)

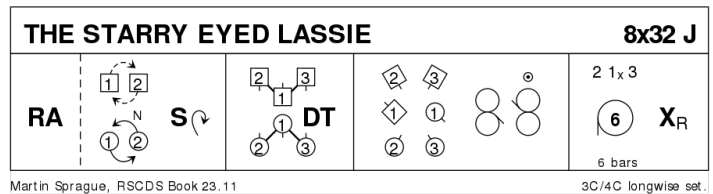


Cnr-Chain: 1c turn cnr RH ½ | cnrs turn LH ; 1c turn same cnr RH ½ | 1c turn LH to enter next figure

2 THE STARRY EYED LASSIE J32 · 3/4L

Martin Sprague: RSCDS XXIII 11 · Crib: E-cribs · Diagram: Keith Rose's Diagrams

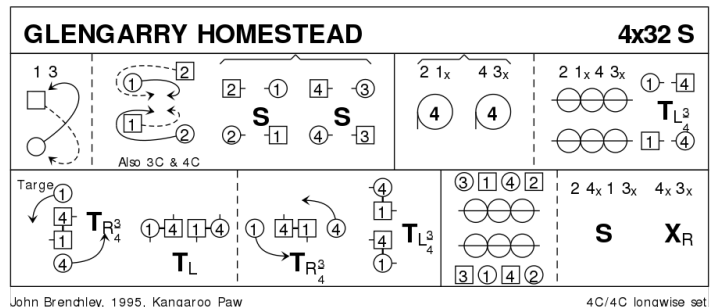
- 1- 1c+2c RHA ; 1c cast off while{2} 2c dance to top | 1c set advancing swiveling R to finish BtoB facing own sides for
- 9- DTr, finish with a petronella to between end couples facing 4cnr
- 17- Rsh Reels3 across (to 2,1x,3)
- 25- 2c+1c+3c circle6 L {6} | 1c cross RH



3 THE GLENGARRY HOMESTEAD S32 · 4/4L

John Brenchley: The Kangaroo Paw · Crib: E-cribs · Diagram: Keith Rose's Diagrams

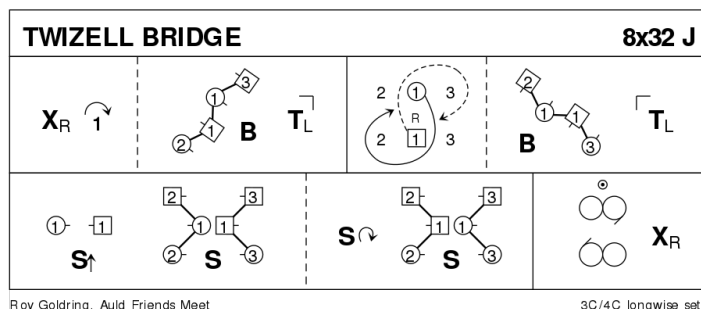
- 1-- 1c ½ Fig8 with 2c while{4} 3c ½ Fig8 with 4c ; 1c&3c dance down one and turn inwards to face up NHJ while{4} 2c&4c dance up one on sidelines, turn inwards to face down NHJ | All set
- 9-- 2c+1c & 4c+3c Circle4 to L ; ½ Reels4 on sidelines, on [15-16] 1c+4c turn LH ¾ to finish in line across, W in centre, ready for
- 17-- 1c+4c [The Targe:] W turn RH ¾ as M chase cclw ¼ onto midline | W+M turn LH ; repeat [17-20] to finish on sidelines (3x,1,4x,2)
- 25-- ½ Reels4 on sidelines ; All set | 4c&3c cross RH (2,4,1,3)



4 TWIZELL BRIDGE J32 · 3/4L

Roy Goldring: *Twizell Bridge + The King Over The Water [leaflet]* · Crib: *E-cribs* · Diagram: *Keith Rose's Diagrams*

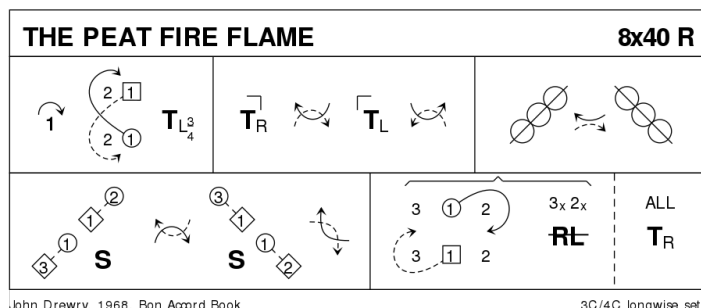
- 1-- 1c cross RH | cast (2c up) to join RH and LH with 1cnr ; BiL | turn 1cnr LH to (2,1x,3)
- 9-- 1c cross RH | cast R round 3cnr to join RH and LH with 2cnr ; BiL | turn 2cnr LH to 1M between 2c facing 1W between 3c
- 17-- 1c set advancing & swiveling R (M faces up, W down) | continue as in DTr (set ; change places | set)
- 25-- Reels3{6} on opposite side (Lsh to 1cnr) | 1c cross RH (2,1,3)



5 THE PEAT FIRE FLAME R40 · 3/4L

John Drewry: *Bon Accord Book of Scottish Country Dances* · Crib: *E-cribs* · Diagram: *Keith Rose's Diagrams*

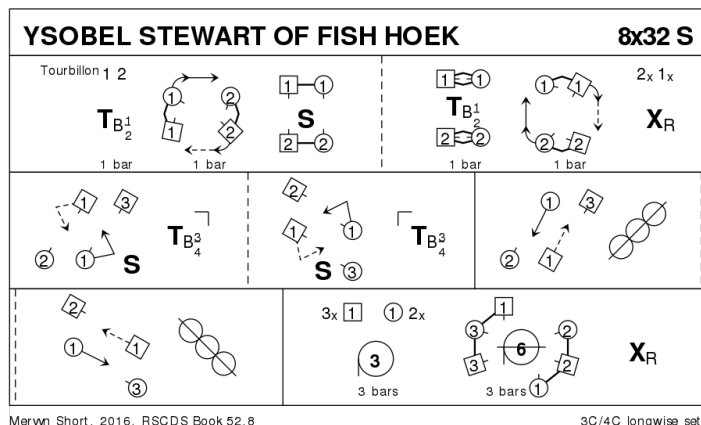
- 1-- 1c cast off (2c up) | 1c ½Fig8 between 2c | 1c turn LH to 1cnr.
- 9-- 1c turn 1cnr RH | pass Rsh ; turn 2cnr LH | pass Lsh to face 1cnr.
- 17-- ½Reel4 with 1cnrs, pass Lsh ; ½Reel4 with 2cnrs, finishing facing 3cnr (1cnr person)
- 25-- 1c set to 3cnr, 1c spiral Rsh round each other (skip change !) ; 1c set to 4cnr (2cnr person) spiral Rsh as before to face out in 2plx.
- 33-- 1c cast R and meet in the middle while{4} corners ½R&L (no polite turns) ; all turn RH (1c remains facing out on 1st turn) (2,1,3)



6 YSOBEL STEWART OF FISH HOEK S32 · 3/4L

Mervyn C Short: *RSCDS LII 8* · Crib: *E-cribs* · Diagram: *Keith Rose's Diagrams*

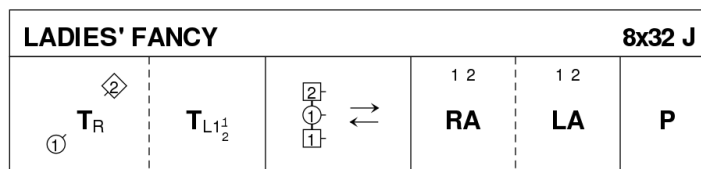
- 1-- 1c+2c Tourbillon (2,1,3)
- 9-- 1c+1cnrs set, 1c advancing BtoB to 1cnrs | turn 1cnrs BH into lines3 across ; repeat [9-12] with 2cnrs (2,1x,3)
- 17-- ½ Reel4 on 1diag, 1c passing P Lsh, into lines3 across ; ½ Reel4 on 2diag, 1c passing P Lsh (3x,1,2x)
- 25-- 1W+3c & 1M+2c Circle3 L {3}, open (1c leading) into ½ Circle6 L {3} | 1c cross RH (2,1,3)



7 LADIES' FANCY J32 · 2/4L

RSCDS XIII 12 · Crib: E-cribs · Diagram: Keith Rose's Diagrams

- 1-- 1M+2W turn RH, to places ; 1c turn LH 1½ (2W up on [7-8]) to face down in line across 1W+1M+2W
- 9-- 2W+1M+1W down the middle and up (1M hands 1W across in front as 2M joins in behind him for)
- 17-- 1c+2c RHA, LHA (1,2)
- 25-- 1c+2c Poussette. (2,1)



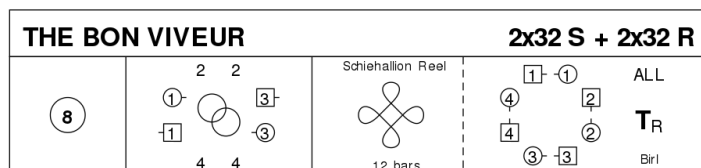
RSCDS Book 13.12

2C/4C longwise set.

8 THE BON VIVEUR M64 · 4S

Ian Brockbank: RSCDS LII 11 · Crib: E-cribs · Diagram: Keith Rose's Diagrams

- 1-- Circle8 and back
- 9-- 1c+3c Men's Chain
- 17-28 12 bars of Schiehallion reel (4,1,2,3)
- 29-32 All Birl or Turn P RH (4,1,2,3)



Ian Brockbank, 2015, RSCDS Book 52.11

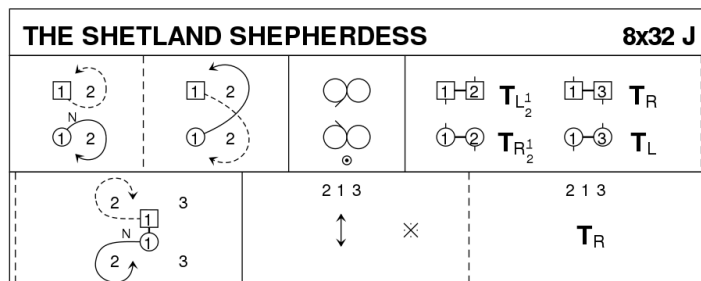
4C/4C square set.

9 PROGRAMME ITEM – Interval

10 THE SHETLAND SHEPHERDESS J32 · 3/4L

Ron Wallace: A Third Book of Graded Scottish Country Dances · Crib: E-cribs · Diagram: Keith Rose's Diagrams

- 1-- 1c dance between 2c and cast up to place ; dance ½ Fig8 round 2c (1x,2,3)
- 9-- 1c cross down into mirror Reels3 on own side, 2c starting out and up (1,2,3)
- 17-- 1c (start inwards) change place with 2c EH and face out | 1c turn 3c EH to face up in the middle ; 1c dance to top and cast off (2,1,3)
- 25-- All A&R and clap on last beat of [28] ; All turn P RH (2,1,3)



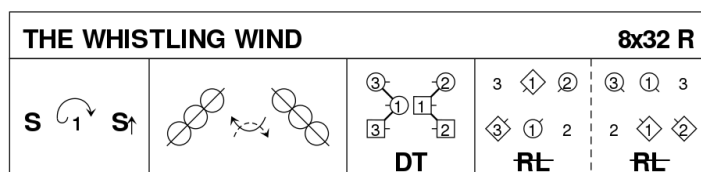
Ron Wallace, San Andreas Collection, RSCDS Graded Book 3.8

3C/4C longwise set.

11 THE WHISTLING WIND R32 · 3/4L

Elizabeth Goossen: RSCDS XXXVI 5 · Crib: E-cribs · Diagram: Keith Rose's Diagrams

- 1-- 1c set | long cast to 2pl (2c up on [5-6]) | set advancing to 1cnrs
- 9-- 1c ½Reel4 with 1cnrs, pass Rsh ; 1c ½Reel4 with 2cnrs finishing BtoB in the middle, 1M facing up, 1W down
- 17-- DT up / down, finish 2pl own side (3x,1,2x)
- 25-- diagonal R&L (M down, W up) (2,1,3)



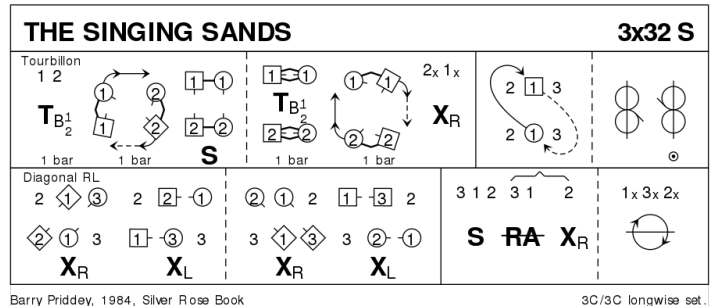
Elizabeth Goossen, 1984, RSCDS Book 36.5

3C/4C longwise set.

12 THE SINGING SANDS S32 · 3/3L

Barry Priddey: *The Silver Rose Book of Scottish Country Dances* · Crib: *E-cribs* · Diagram: *Keith Rose's Diagrams*

- 1-- 1c+2c Tourbillon (1c+2c turn P BH ½, opening out to one place clw in the square (1c to W side, 2c to M side) | 1c set to 2c ; repeat figure (to 2x,1x) | 2c+1c cross RH) (2,1,3)
- 9-- 1c (M up, W down) dances ½ Fig8 Rsh round 2 cnr ; 1M+3c & 1W+2c ½ Rsh reels3 across (2x,1,3x)
- 17-- Diagonal R&L (to 3,1,2)
- 25-- All set | 3c+1c ½ RHA **while**{ 2c cross RH ; all chase clw ½ round (2,3,1)

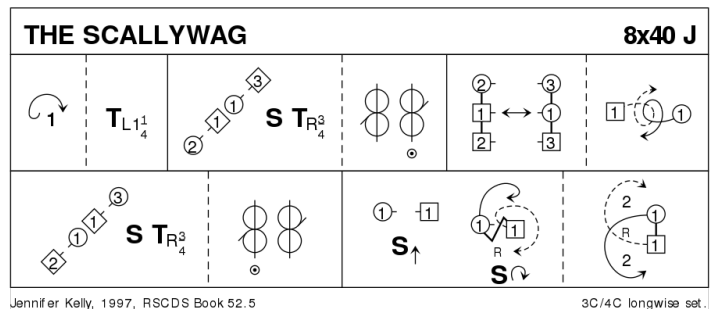


Note: The dry white sands on the north-west side of the Isle of Eigg are said to produce a musical sound when walked upon.

13 THE SCALLYWAG J40 · 3/4L

Jennifer Kelly: *RSCDS LII 5* · Crib: *E-cribs* · Diagram: *Keith Rose's Diagrams*

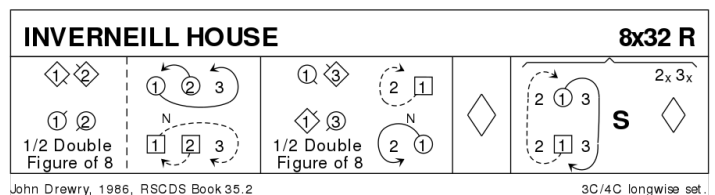
- 1-- 1c long cast (2c up) ; turn LH to face 1cnr
- 9-- 1c set to 1cnr | Turn 1cnr RH ¾ into lines across and face 4cnr ; ½ Lsh Reel3 across into facing lines across
- 17-- Lines A&R ; 1c dance Rsh round P to face 3cnr (pos)
- 25-- repeat [9-16] with these corners, finishing 1M between 2c facing 1W between 3c
- 33-- 1c set adv and join RH | set RHJ, 1W turning under the arms and 1c face up RHJ still on opp. side ; 1c cross up and cast to 2pl (2,1,3)



14 INVERNEILL HOUSE R32 · 3/4L

John Drewry: *RSCDS XXXV 2* · Crib: *E-cribs* · Diagram: *Keith Rose's Diagrams*

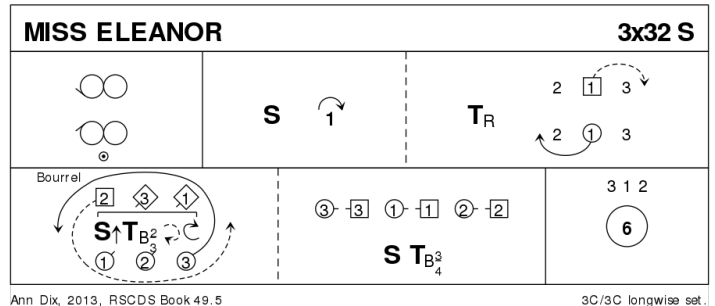
- 1-- 1c+2c ½ DbIFig8 (to start, 1c cross down and 2c dance up, 2c finish facing out) ; 1c dance down NHJ between 3c and cast up to 2plx **while**{ 2c cast up and stand (2x,1x,3)
- 9-- 1c+3c ½ DbIFig8 (1c cross down and 3c dance up) ; 1c dance up NHJ between 2c and cast off to 2pl own side (2x,1,3x)
- 17-- 1c Petronella {8} (to 2x,1x,3x)
- 25-- 2c+3c Petronella {8} **while**{ 1c casts Rsh back | cross (M / W between 3c / 2c) ; cast to 2pl | set with 2c+3c (2,1,3)



15 MISS ELEANOR S32 · 3/3L

Ann Dix: RSCDS XLIX 5 · Crib: E-cribs · Diagram: Keith Rose's Diagrams

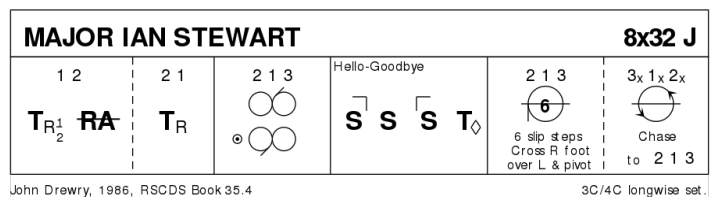
- 1-- Mirror Reels3 on the sides, 1c start in and down
- 9-- 1c set | cast off (2c up) ; turn RH to face out | cast R (2M down, 3W up)
- 17-- 3 couple Bourrel (3,1,2)
- 25-- Circle6 and back



16 MAJOR IAN STEWART J32 · 3/4L

John Drewry: RSCDS XXXV 4 · Crib: E-cribs · Diagram: Keith Rose's Diagrams

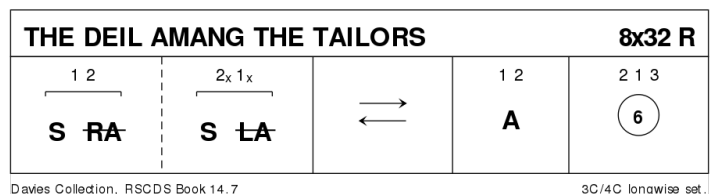
- 1– 1c+2c turn RH ½ into | ½ RHA into ; 2c+1c turn RH, 2c finish facing out (2,1,3)
- 9– Opposing Reels3 on own sides (1c inwards, Rsh to 4cnr) 1c finish facing 1cnr, 2c+3c finish with loops
- 17– SetH&G to (2,1,3)
- 25– Circle6 L {3}, cross R foot over L and chase back cclw to (2,1,3)



17 THE DEIL AMANG THE TAILORS R32 · 3/4L

RSCDS XIV 7 · Crib: E-cribs · Diagram: Keith Rose's Diagrams

- 1– 1c+2c set, ½ RHA ; set, ½ LHA
- 9– 1c lead down the middle and up, 2c step in for
- 17– 1c+2c Allemande
- 25– 2c+1c+3c circle6 and back.

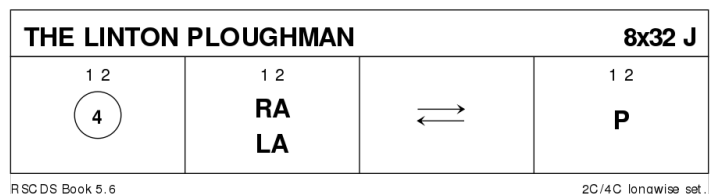


18 PROGRAMME ITEM – Extras

19 LINTON PLOUGHMAN J32 · 2/4L

RSCDS V 6 · Crib: E-cribs · Diagram: Keith Rose's Diagrams

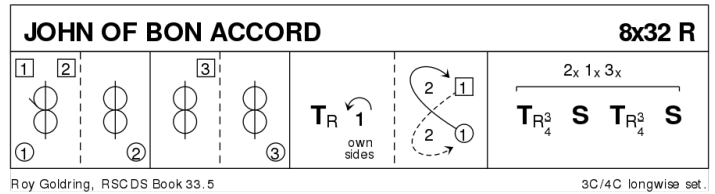
- 1– 1c+2c circle4 and back
- 9– 1c+2c RHA ; LHA
- 17– 1c lead down the middle and up
- 25– 1c+2c Poussette.



20 JOHN OF BON ACCORD R32 · 3/4L

Roy Goldring: RSCDS XXXIII 5 · Crib: E-cribs · Diagram: Keith Rose's Diagrams

- 1-16 4 progressive ½ Reels 3 across, as follows: 1c+2W (1c start Rsh to P) ; 1c+2M (start Lsh) ; 1c+3W (Rsh) ; 1c+3M (Lsh), 1c finish in 3pl a bit in from the sidelines (2c & 3c finish their reels in 1plx and 2plx)



- 17- 1c turn RH, cast up one place on own sides (3c down) ; 1c ½ Fig8 round 2c (2x, 1x, 3x)
 25- All turn P ¾ RH to face P along the midline | All Set retaining RHJ ; all turn P ¾ RH | All Set (2,1,3)

21 ANNA HOLDEN'S STRATHSPEY S32 · 2/4L

John Drewry: RSCDS XLII 2 · Crib: E-cribs · Diagram: Keith Rose's Diagrams

- 1- 1c+2c RHA (2c face out) ; 1c cross down, **while**{2} 2c cast up | 1M+2W & 2M+1W Turn ¾ easy hand to line 4 across facing down (1c between 2c)
 9- All dance down, on [12] 1c turns in and 2c meets, all NHJ ; 1c+2c dance up | 1c cast off to 2plx, **while**{2} 2c dance to 1pl (loop is usual)
 17- All set | »petronella in tandem« ; repeat (to 1,2x)
 25- All set | ½ Circle4 Left ; 1c turn BH 1½ to 2pl.

