

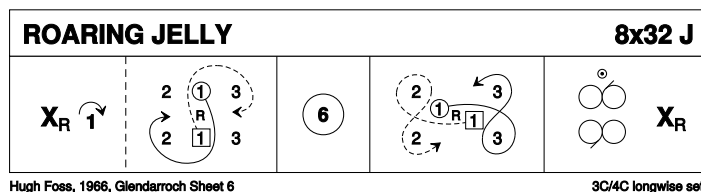
RSCDS Leeds Branch Dance May 2025

PROGRAMME

1 ROARING JELLY J32 · 3/4L

Hugh Foss: *Scottish Dance Archives - The Donald Collection (Online List)* · Crib: *E-cribs* · Diagram: *Keith Rose's Diagrams*

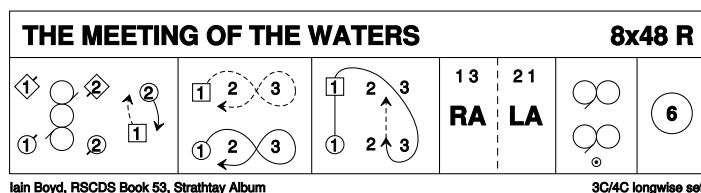
- 1- 1c cross RH | cast off (2c up) ; cross RH, 1c casts R round 3c to finish in line across between 2c and 3c
- 9- Circle6 and back
- 17- 1c change places up/dn RH | Fig8 round 4c and 1c, start Rsh, finish on sideline facing 2c
- 25- 1c Reels3{6} on opposite sides (Rsh to 2c) | cross RH



2 THE MEETING OF THE WATERS R48 · 3/4L

Iain Boyd: *RSCDS LIII 15* · Crib: *E-cribs* · Diagram: *Keith Rose's Diagrams*

- 1- 1c+2c Reel4 across, 1M+2W pass Lsh as 1W/2M cast down/up, finish in places, 1W facing out (1W+2M final pass is Rsh) (1,2,3)
- 9- 1c parallel Rsh Fig8 on own side round 2c+3c
- 17- 1W, followed by 1M, cast off behind 2W, cross down between 3c (2c up) ; cast up round 3M and cross (to 2,1,3)
- 25- 1c+3c RHA ; 2c+1c LHA
- 33- 2c+1c+3c parallel Reels3 on the sides (1c Rsh to 3c)
- 41- All Circle6 and back

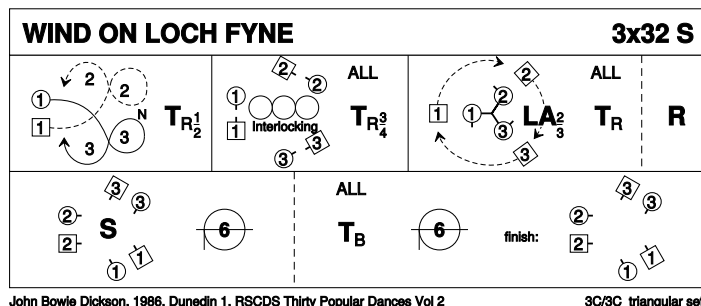


On [7-8] 1W+2M originally passed Lsh, but the deviser changed this to Rsh.

3 THE WIND ON LOCH FYNE S32 · 3T

John Bowie Dickson: *Thirty Popular Dances, Volume Two* · Crib: *E-cribs* · Diagram: *Keith Rose's Diagrams*

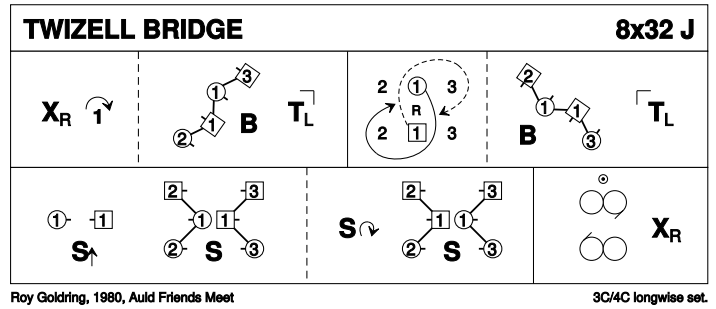
- 1- 1c cross down, 1W / 1M Figs8 round 2c / 3c (pass between, meet & touch NH, out between same couple, cast up, turn RH 1/2 to place.
- 9- All C face P for Rsh interlocking Reels4 (acknowledge P on [12], on [16] turn 3/4 RH into:
- 17- Men LHA 2/3 cclw **while**{2} women dance clw one place | all C turn RH ; repeat to new places (2,3,1).
- 25- All C set NHJ | 1/2 circle6 left ; all C turn BH | 1/2 circle6 left (2,3,1)



4 TWIZELL BRIDGE J32 · 3/4L

Roy Goldring: *Twizell Bridge + The King Over The Water* [leaflet] · Crib: *E-cribs* · Diagram: *Keith Rose's Diagrams*

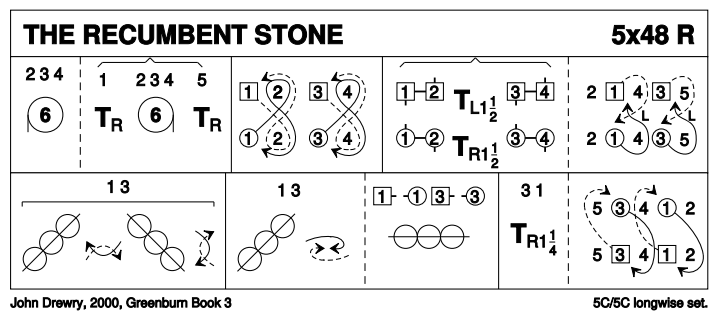
- 1- 1c cross RH | cast (2c up) to join RH and LH with 1cnr ; BiL | turn 1cnr LH to (2,1x,3)
- 9- 1c cross RH | cast R round 3cnr to join RH and LH with 2cnr ; BiL | turn 2cnr LH to 1M between 2c facing 1W between 3c
- 17- 1c set advancing & swiveling R (M faces up, W down) | continue as in DTr (set ; change places | set)
- 25- Reels3{6} on opposite side (Lsh to 1cnr) | 1c cross RH (2,1,3)



5 THE RECUMBENT STONE R48 · 5/5L

John Drewry: *20 New Dances by John Drewry 1999-2000* · Crib: *E-cribs* · Diagram: *Keith Rose's Diagrams*

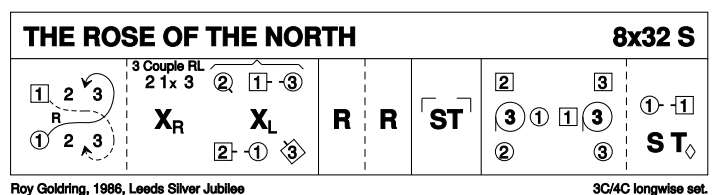
- 1- 2c+3c+4c circle6 and back **while{8}** on [5-8] 1c+5c turn RH
- 9- 1c+3c Fig8 down, cross down to start (1,2,3,4,5)
- 17- 1c with 2c & 3c with 4c turn EH 1½ on the sides (1c+3c start inwards) (2,1,4,3,5) ; 1c+3c cast off | cross up LH to face 1cnr
- 25- 1c & 3c ½Reels4 with 1cnrs, Pass Rsh ; repeat with 2cnrs
- 33- Repeat with 3cnrs, finish with Rsh loop to 1W-1M-3W-3M on midline ; 1c+3c ½Reel4 on midline
- 41- 3c+1c turn RH 1¼ (5,3x,4,1x,2) ; 3c+1c ½ Fig8 across to the L (M down, W up) (3M+1W pass Rsh between 4c) (5,3,4,1,2)



6 THE ROSE OF THE NORTH S32 · 3/4L

Roy Goldring: *Silver Jubilee 25 - Leeds Branch* · Crib: *E-cribs* · Diagram: *Keith Rose's Diagrams*

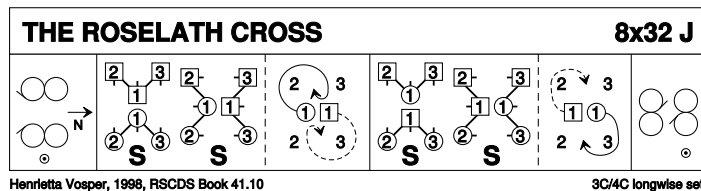
- 1-4 1c lead down, cross below 3c and cast up into 2plx (2c up)
- 5-16 2c+1c+3c R&L for 3 couples
- 17- 1c set to and turn corners, to finish BtoB in the centre, 1M facing up, 1W facing down
- 25- 1M+2c & 1W+3c Circle3 L (at end 1c pull Rsh back to face P) ; 1c set, petronella to 2plx (2,1,3)



7 THE ROSELATH CROSS J32 · 3/4L

Henrietta Vosper: RSCDS XLI 10 · Crib: E-cribs · Diagram: Keith Rose's Diagrams

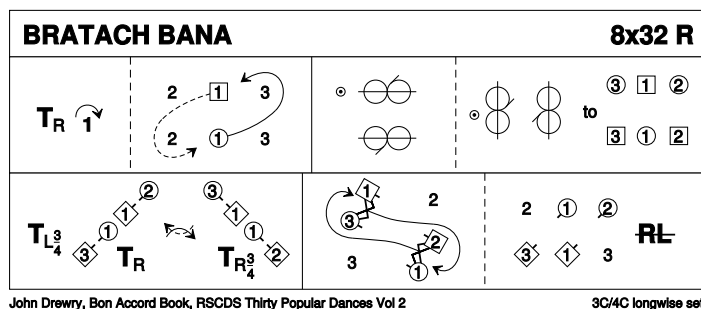
- 1- 1c+2c+3c Mirror Reels3{6}, 2c start out and up | 1c dance on to DTr position own side **while{2}** 2c dance on to 1pl
- 9- All set as in DTr | on [10] 1c face ¼ R | 2c+1M & 1W+3c set as DTr ; 1c cast R round 2c and meet, swiveling R to DTr position facing opp. side
- 17- Repeat [9-12] with new corners ; 1c casts R round 4c (2,1,3)
- 25- Reels3 across, Lsh to 1c.



8 BRATACH BANA R32 · 3/4L

John Drewry: Thirty Popular Dances, Volume Two · Crib: E-cribs · Diagram: Keith Rose's Diagrams

- 1- 1c turn RH | cast off (2c up) ; ½ Fig8 to R around 1c (to 2,1x,3)
- 9- ½ Reel3 on sides (Rsh to 2c) ; ½ Reel3 across (Lsh to 3c position), finish on sides (3x,1,2x)
- 17- 1c turn ¾ LH, Turn 1c person (3c position) RH ; pass Rsh, turn 2c person (4c position) ¾ RH to promhold (c on the right)
- 25- These pairs change places Rsh | drop LH and turn RH ½ to sidelines ; half diagonal R&L (1st diagonal direction)



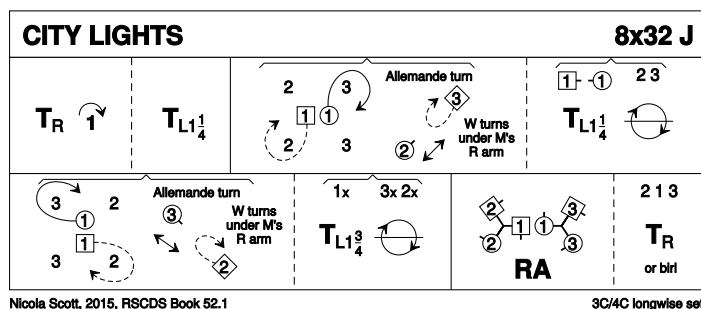
Note: [27-28] was originally 2 PdB in promhold.

INTERVAL

9 CITY LIGHTS J32 · 3/4L

Nicola Scott: RSCDS LII 1 · Crib: E-cribs · Diagram: Keith Rose's Diagrams

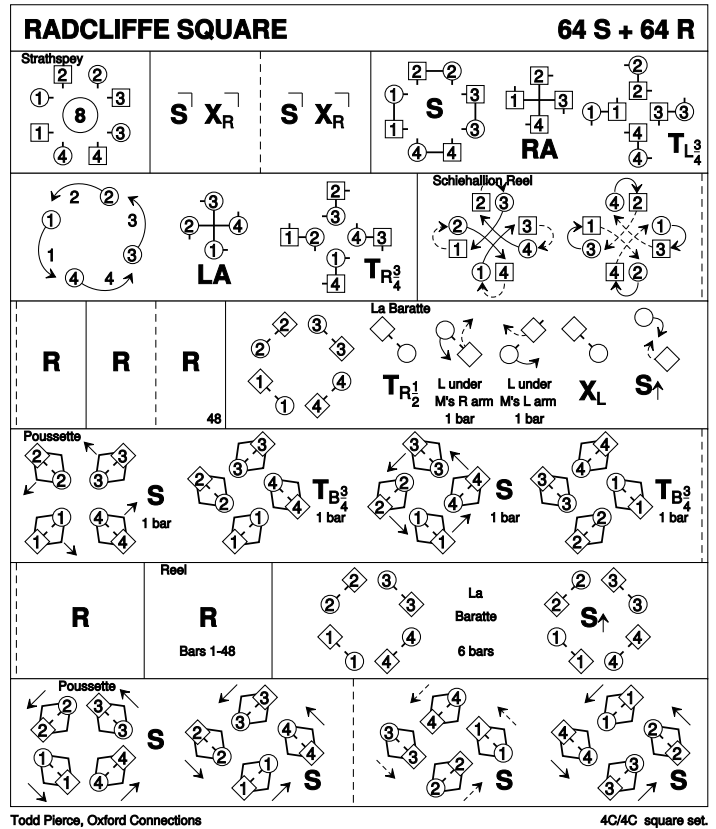
- 1- 1c turn RH | cast (2c up) ; turn LH 1¼ to face 1c (2,1,3)
- 9- "Corners Pass And Allemande Turn R" on 1diag [same figure as Corners Pass And Turn, except that cns dance an Allemande Turn to the Right and 1c meet P in centre at end] ; all cns chase clw ½ **while{4}** 1c turn LH 1¼ to face 2c [pos] (3x,1,2x)
- 17- Repeat [9-12] on 2diag ; repeat [13-16], 1c finish in centre Lsh to P facing opposite side (2,1,3)
- 25- 1W+2c & 1M+3c RHA (to 2,1,3) ; all turn P RH (or birl) (2,1,3)



10 RADCLIFFE SQUARE M128 · 4S

Todd Pierce: Oxford Book of Dances, Silver Jubilee · Crib: MiniCribs · Diagram: Keith Rose's Diagrams

- 1-8 All circle 8H round & back
- 9-16 All set & change places RH with corners, repeat back to place
- 17-24 All set NHJ & Ladies dance RH across & turn partners LH to places
- 25-32 Men cast round partner & dance anticlockwise 1 place, dance LH across & turn new partner RH to places
- 33-48 All dance Schiehallion Reel to end facing partner (on corner)
- 49-56 All dance La Baratte with partner:
 - 49-50 Man 1/2 turns partner RH & retains hand but at arm's length from each other
 - 51-52 Man retraces steps, taking LH, with Lady turning right under Man's arm briefly into Allemande hold (Man behind Lady facing Lady's original place) & releasing Lady's RH she turns under Man's left arm until almost in original places
 - 53-54 All couples change places LH to opposite places
 - 55-56 All set ending ready for...
- 57-64 All poussette right round

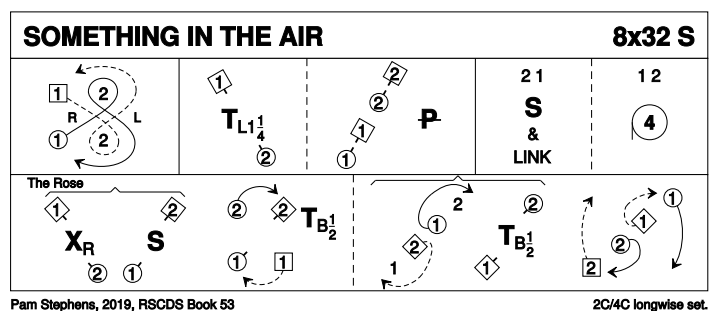


Repeat in Reel time

11 SOMETHING IN THE AIR S32 · 2/4L

Pam Stephens: RSCDS LIII 8 · Crib: E-cribs · Diagram: Keith Rose's Diagrams

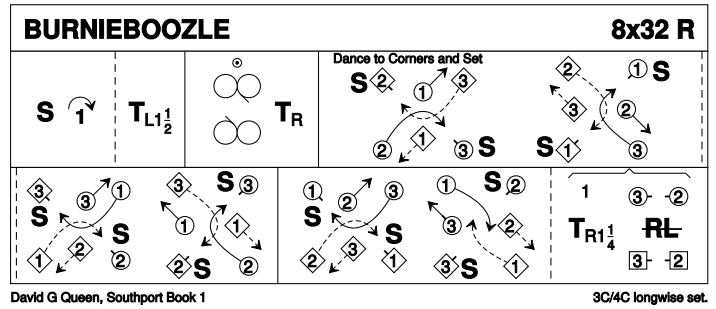
- 1- 1c Fig8 down round 2c giving RH then LH when crossing (1,2)
- 9- 1W+2M turn LH 1/4 into 1diag facing P ; 1/2 Poussette (2,1)
- 17- 2c+1c Set&Link ; Circle4 L (1,2)
- 25- Rose Progression (2,1)



12 BURNIEBOOZLE R32 · 3/4L

David G Queen: Southport Book Volume 1 · Crib: E-cribs · Diagram: Keith Rose's Diagrams

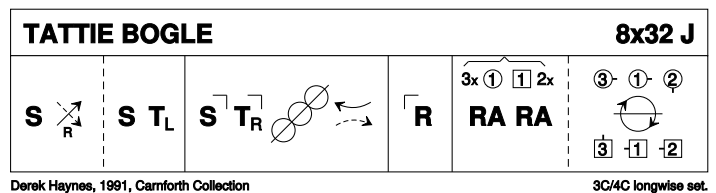
- 1- 1c set, cast (2c up) ; turn LH 1½ and face out (2,1x,3)
 9- Reels3 on the sides (Lsh to 2cnr), at end 1c turn RH to face 1cnrs
 17-32 "Dance to Each Corner and Set" ("Free" cnrs set diagonally **while(2)** centre dancers change place Rsh with the facing cnr, who in the centre pass Rsh to face next cnr on R. Repeat this five times, on alternating diagonals) ; 1c turn RH 1½ to 2pl **while(4)** 3c+2c ½ R&L starting along the sides.(2,1,3)



13 THE TATTIE BOGLE J32 · 3/4L

Derek Haynes: Carnforth Collection of SC Dances 1 · Crib: E-cribs · Diagram: Keith Rose's Diagrams

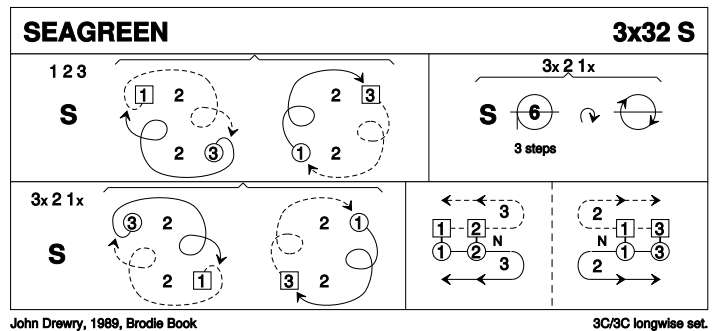
- 1- 1c set, cross down RH, 1W making long R turn (2c up) ; set, turn LH to face 1cnr
 9- 1c set to 1cnr, turn 1cnr RH once round ; ½ a diagonal Reel4 with 1cnr to finish (1c passing Lsh) facing 2cnrs
 17- 1c repeat [9-16] with 2cnrs to finish in the centre, facing own sides, 1M above 1W
 25- 3c+1M & 1W+2c RHA (to 3x,1x,2x) ; all chase ½ round clw to (2,1,3)



14 SEAGREEN S32 · 3/3L

John Drewry: Summer Collection 1989 · Crib: E-cribs · Diagram: Keith Rose's Diagrams

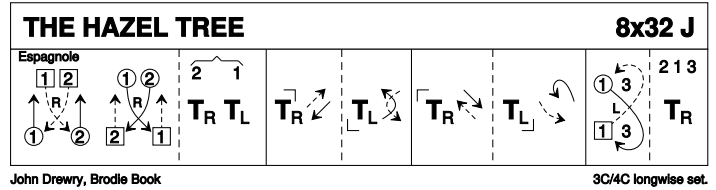
- 1- 1c+2c+3c set | {1M+3W petronella-turn to finish BtoB between 2c with 1M facing up and 3W facing down ; dance through P's place | cast R to exchanged places} **while(6)** {1W+3M cast clw to other end ; petronella to finish BtoB with 3M facing up and 1W facing down | both dance out to exchanged places (3x,2,1x)
 9- All set, circle6 L. On [14], all drop hands, dance into the centre pulling Rsh back to face out, and dance clw to starting places (3x, 2,1x)
 17- 3c+2c+1c repeat figure [1-8] to (1,2,3)
 25- 2c followed by 1c dance down NHJ between 3c and cast up to 1pl / 2pl ; 1c with 3c following dance up NHJ between 2c and cast off to 3pl / 2pl (to 2,3,1)



15 THE HAZEL TREE J32 · 3/4L

John Drewry: *The Brodie Book* · Crib: *E-cribs* · Diagram: *Keith Rose's Diagrams*

- 1- 1c+2c Espagnole, 1c finishing facing 1cnr
- 9- 1c turn 1cnr RH, pass Rsh ; turn 3cnr LH, pass Lsh (cnrs dance for {4})
- 17- Turn 2cnr RH, pass Rsh ; turn 4cnr LH, pass Lsh to 2plx side by side facing down
- 25- Lead LHJ between 3c, cross and cast to 2pl ; All C turn RH

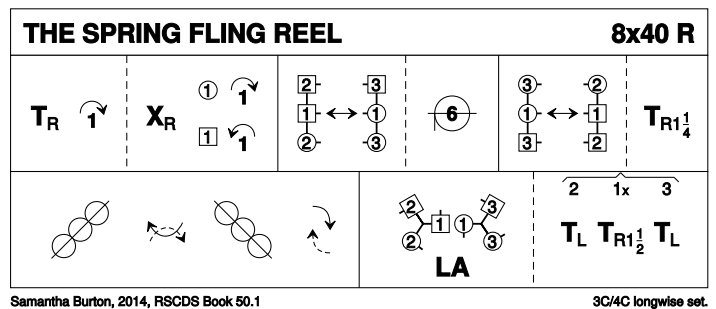


Espagnole: both W lead RHJ to M side, cross and cast back to exchanged places **while{4}** Men cross to W side, lead RHJ back to M side and cross to exchanged places ; all turn P EH (2,1)

16 THE SPRING FLING REEL R40 · 3/4L

Samantha Burton: *RSCDS 50 1* · Crib: *E-cribs* · Diagram: *Keith Rose's Diagrams*

- 1- 1c turn RH | cast off (2c up) ; cross RH and cast R into lines across (1W+2c face 1M+3c)
- 9- All A&R up/down , Circle ½ L into lines across
- 17- All A&R up/down ; 1c turn RH 1¼ to face 1cnr
- 25- 1c+1cnrs ½ diag Reel4 1c pass Rsh ; repeat with 2cnrs, finish 1M below 1W
- 33- 2c+1W & 1M+3c LHA ; 2c+3c turn LH as 1c turn RH 1½ (2,1,3)

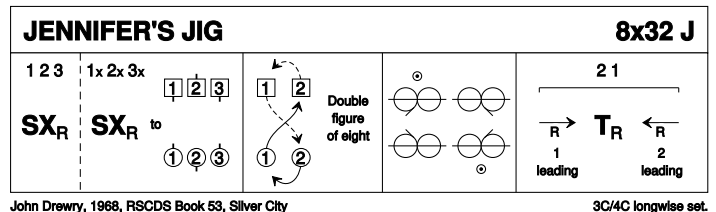


EXTRAS

17 JENNIFER'S JIG J32 · 3/4L

John Drewry: *RSCDS LIII 16* · Crib: *E-cribs* · Diagram: *Keith Rose's Diagrams*

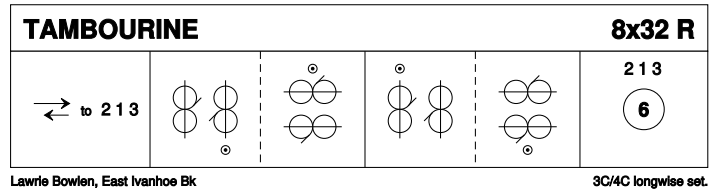
- 1- 1c+2c+3c set | cross RH ; repeat & 2c face out
- 9- 1c+2c DblFig8 (1c cross down), at end 2c face out and up (1,2,3)
- 17- 1c+2c+3c Inveran reels (1c cross down, and cross up from the bottom, 2c+3c full reel3 on own side) (1,2,3)
- 25- 1c with 2c following lead down {3}, turn RH ½ {1} ; turn on ½ moving upwards | 2c+1c lead up (to 2,1,3)



18 TAMBOURINE R32 · 3/4L

Lawrie Bowlen: East Ivanhoe Book · Crib: E-cribs · Diagram: Keith Rose's Diagrams

- 1- 1c lead down the middle (2c up) and up to 2pl
 9- ½Reels3 across, Lsh to 1cnrs ; ½Reels3 on sidelines (Rsh to 2cnr pos), cnrs end with loop
 17- ½Reels3 across, Lsh to 3cnr pos ; ½Reels3 on sidelines (Rsh to 4cnr pos) (to 2,1,3) (1c and 2cnrs move cclw, 1cnrs move clw)
 25- 2c+1c+3c circle6 and back



19 CHASING THE ECLIPSE S32 · 3/3L

Sandy Gallamore: The Highland Road Collection · Crib: SCDDDB Contributed Cribs & Diagrams · Diagram: Keith Rose's Diagrams

- 1-8 1C set, dance NH down the center + cast up to 2pl & cross to face 1cnr.
 9-16 Reel 3 on sides - 1C pass 1cnr Rsh to begin.
 17-24 1C+1cnr set , 1C spiral Rsh rnd ptrnr to face 2cnr ; 1C+2cnr set , 1C spiral Rsh to face out 2pl own side.
 25-32 All dance Chaperoned Chain Progression. End 3 1 2.

