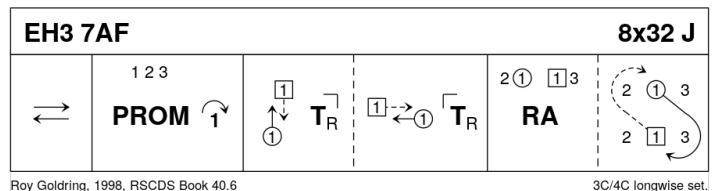


# RSCDS Leeds Branch Dance ,Saturday 16 May 2020, 7.00pm St Chad's Parish Centre, Otley Road, Leeds, LS16 5JT

## 1 EH3 7AF J32 · 3/4L

Roy Goldring: RSCDS XL 6 · Crib: E-cribs · Diagram: Keith Rose's Diagrams

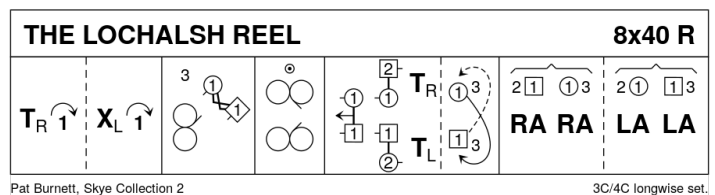
- 1- 1c lead down the middle and up, on [8]  
2c+3c step in for
- 9- 1c+2c+3c Promenade, at end 1c cast off (to 2,1,3)
- 17- 1c cross Rsh | turn 1cnr RH ; cross up/dn Rsh | turn 2cnr RH (2,1x,3) |
- 25- 2c+1M & 1W+3c RHA ; 1c ½Fig 8 Rsh round 4cnr (2,1,3)



## 2 THE LOCHALSH REEL R40 · 3/4L

Pat Burnett: The Skye Collection Vol 2 · Crib: E-cribs · Diagram: Keith Rose's Diagrams

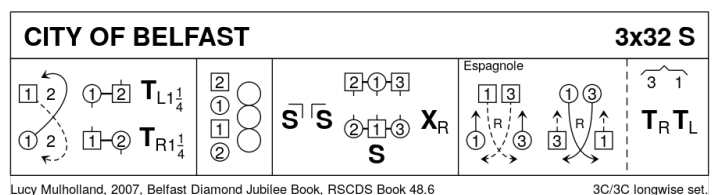
- 1- 1c turn RH | cast off ; cross LH and cast off to face up between 3c in promhold, M on the R
- 9- Lsh Reel3 across with 3c, 1c finish between 3c facing up and split
- 17- Mirror Reels3 on opposite sides, 1c finish between 3c NHJ
- 25- 1c dance to top | split and turn 2c easy hand ; cross down between 3c and cast up into
- 33- Teapots R and L (RHA with end couples ; pass Rsh into LHA) (to 2,1,3)



## 3 CITY OF BELFAST S32 · 3/3L

Lucy Mulholland: RSCDS XLVIII 6 · Crib: E-cribs · Diagram: Keith Rose's Diagrams

- 1- 1c ½ Fig8 round 2c ; 1c turn 2c EH 1¼ into line across, 1c in the middle
- 9- 1c+2c Reel4, finish 2c in 1pl and 1c (last pass is Lsh) facing 1cnr
- 17- 1c set to 1cnr | set to 2cnr, dancing R into sideline (2,1x,3) ; All set | 1c cross RH
- 25- 1c+3c Espagnole (2,3,1)



Espagnole: both W lead RHJ to M side, cross and cast back to exchanged places while Men cross to W side, lead RHJ back to M side crossing to exchanged places ; all turn P EH (2,1)

## 4 THE REVEREND ROBIN WALFORD

R40 · 3/4L

Ian Dall · Crib: SCDDDB Contributed Cribs & Diagrams

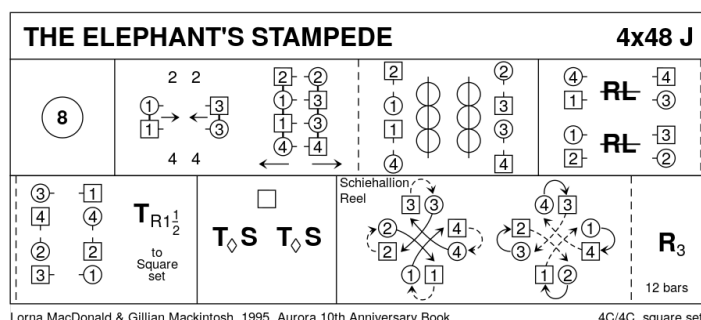
- 1-8 1c+2c ½ RHA (end 2M face out 2W close behind); 1C+3C ½ LHA (end 3W+1W face out partner close behind; 2c+3c+1c ½ Lsh reel3 in tandem down centre (3c down and L to start Reel) to finish 1,(3),(2)
- 9-16 1c+3c+2c Rsh parallel reel3 on side (1c+3c pass Rsh to start)
- 17-24 1W+3M and 1M+3W turn RH 1½; 1c turn LH 1¼ to 1cnrs positions
- 25-32 1C+2M+3W ½ diagonal Reel4 (on 1st cnr diagonal), 1C pass Rsh to face 2cnrs position; 1c+3M+2W ½ diagonal Reel4 (on 2nd cnr diagonal), 1c pass Rsh to 2,1,3
- 33-40 Circle6 and back

## 5 THE ELEPHANT'S STAMPEDE

J48 · 4S

Lorna Macdonald & Gillian Mackintosh: Aurora 10th Anniversary Book of SCD · Crib: E-cribs · Diagram: Keith Rose's Diagrams

- 1- All circle8 and back
- 9- 1c+3c advance NHJ | take corner with free hand and retire into longwise set across ; ½Reels4 on sides
- 17- ½ R&L at each end (start across) ; both pairs of dancers at the ends and both middle pairs of the sidelines turn RH 1½ to form a square set, (ends to 2pl/4pl, middles to 1pl/3pl)
- 25- All W petronella to next W place cclw | all W set ; repeat, finishing next to P, and face out on last step (2,3,4,1)
- 33-48 Schiehallion reels (to 2,3,4,1)

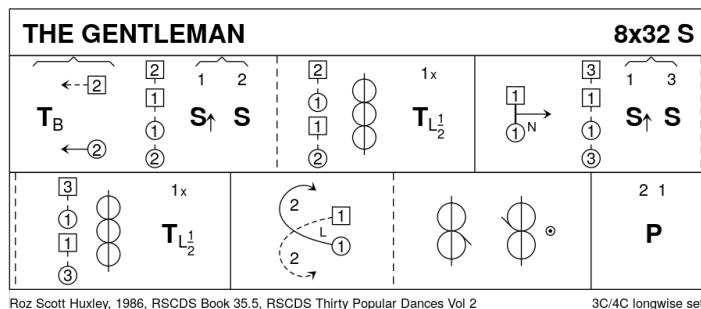


## 6 THE GENTLEMAN

S32 · 3/4L

Roz Scott Huxley: RSCDS XXXV 5 · Crib: E-cribs · Diagram: Keith Rose's Diagrams

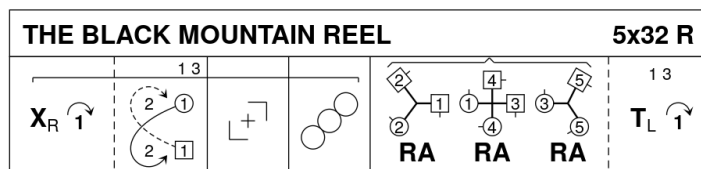
- 1- 2c step up as 1c turn BH to face P between them in line4 across | 1c+2c set, 1c advancing and passing on the second step ; ½Reel4, at end 1c pass LH to face down NHJ
- 9- 1c dance down to face P between 3c, repeat set and ½Reel4 with 3c, finish between 3c on own side LHJ
- 17- 1c lead to top, cross and cast to 2plx ; ½Reels3 across, Rsh to 4cnr (W up, M dn) (to 2,1,3)
- 25- 2c+1c Poussette.



## 7 THE BLACK MOUNTAIN REEL R32 · 5/5L

Derek Haynes: *Thirty Popular Dances, Volume Two* · Crib: *E-cribs* · Diagram: *Keith Rose's Diagrams*

- 1- 1c & 3c cross RH | cast off (2c+4c up) ; ½ Fig8 up and face 1cnr
- 9- Turn CPCP (1c & 3c turn 1cnr RH, P LH, 2cnr RH, P LH), finish facing 1cnr
- 17- 1c & 3c Reels4 with 1cnrs, at the end pass P Lsh.
- 25- 1W+2c (top), 1M+4c+3W (middle) and 3M+5c (bottom) RHA ; 1c & 3c turn LH and cast off (4c+5c up). (to: 2,4,1,5,3)

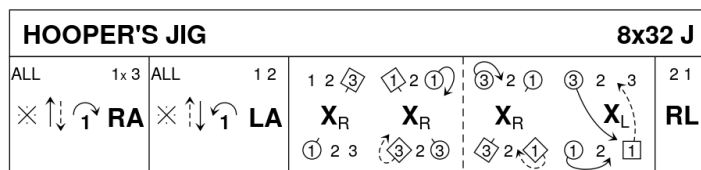


Derek Haynes, 1968, Carnforth Collection 3, RSCDS Thirty Popular Dances Vol 2 5C/5C longwise set.

## 8 HOOPER'S JIG J32 · 3/4L

Miss Milligan's *Miscellany of Scottish Country Dances* · Crib: *E-cribs* · Diagram: *Keith Rose's Diagrams*

- 1- All clap, 1c cross Rsh and cast off one (2c up) ; 1c+3c RHA
- 9- All clap, 1c cross back Rsh, cast up to own place (2c down) ; 1c+2c LHA
- 17- 1M+3W change places RH | 1W+3M change RH, **while{2}** 1M+3W dance a Rsh loop ; 1M+3W cross back RH **while{2}** 1W+3M loop | 1W+3M cross back LH, 1W to 2pl **while{2}** 1M casts to 2pl (2c up)
- 25- 2c+1c R&L



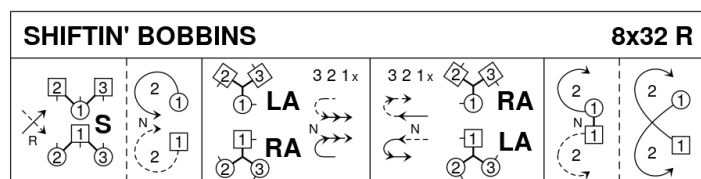
RSCDS MMM 2.12, RSCDS Thirty Popular Dances Vol 2 3C/4C longwise set.

## 9 INTERVAL

## 10 SHIFTIN' BOBBINS R32 · 3/4L

Roy Clowes: *Thirty Popular Dances, Volume Two* · Crib: *E-cribs* · Diagram: *Keith Rose's Diagrams*

- 1- 1c cross down RH (2c up) to 2plx in DTr position with corners | set as DTr ; cast up, meet and dance down to 2pl in middle
- 9- 2M+1W+3M RHA, **while{4}** 2W+1M+3W LHA ; 1c followed by 2c+3c dance down the middle
- 17- 3c+2c+1c dance up the middle, 3c casting to 3pl, flowing into ; 1W+2M+3M LHA, **while{4}** 1M+2W+3W RHA
- 25- 1c dance to top, cast off one ; ½ Fig8 up round 2c.



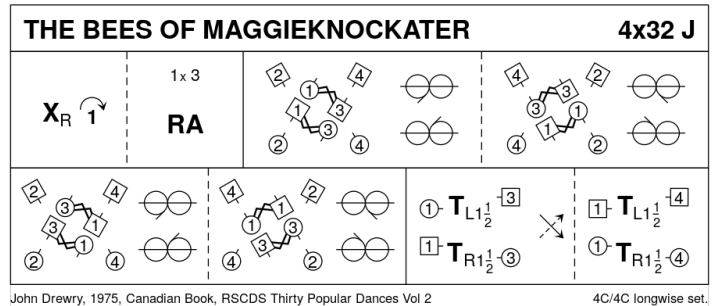
Roy Clowes, Ormskirk Book 6, RSCDS Thirty Popular Dances Vol 2 3C/4C longwise set.

# 11 THE BEES OF MAGGIEKNOCKATER

J32 · 4/4L

John Drewry: *Thirty Popular Dances, Volume Two* · Crib: *E-cribs* · Diagram: *Keith Rose's Diagrams*

- 1- 1c cross RH | cast off (2c up) ; 1c+3c RHA, finish as pairs 1M+3W & 3M+1W facing out on W/M side in promhold
- 9- Pairs+ 2c+4c Rsh ½Reels3 on sides ; pairs meet & take P in promhold for Lsh ½Reels3 on sides
- 17- Meet and repeat (as pairs Rsh ½Reels3 ; with P Lsh ½Reels3)
- 25- 1c (passing inside) turn 3c 1½ Easy Hand ; 1c cross and passing inside turn 4c EH 1½ (to 2,3,4,1)

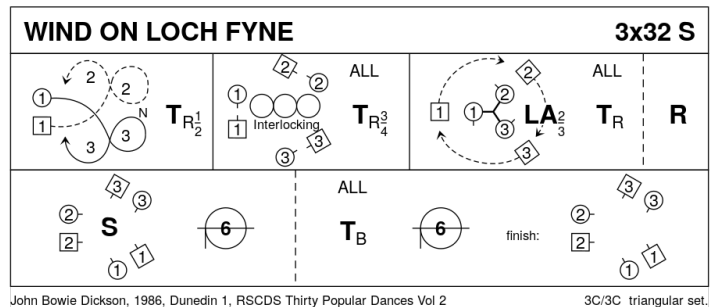


# 12 THE WIND ON LOCH FYNE

S32 · 3T

John Bowie Dickson: *Thirty Popular Dances, Volume Two* · Crib: *E-cribs* · Diagram: *Keith Rose's Diagrams*

- 1- 1c cross down, 1W / 1M Figs8 round 2c / 3c (pass between, meet & touch NH, out between same couple, cast up, turn RH ½ to place.
- 9- All C face P for Rsh interlocking Reels4 (acknowledge P on [12], on [16] turn ¾ RH into:
- 17- Men LHA 2/3 cclw **while**{2} women dance clw one place | all C turn RH ; repeat to new places (2,3,1).
- 25- All C set NHJ | ½ circle6 left ; all C turn BH | ½ circle6 left (2,3,1)

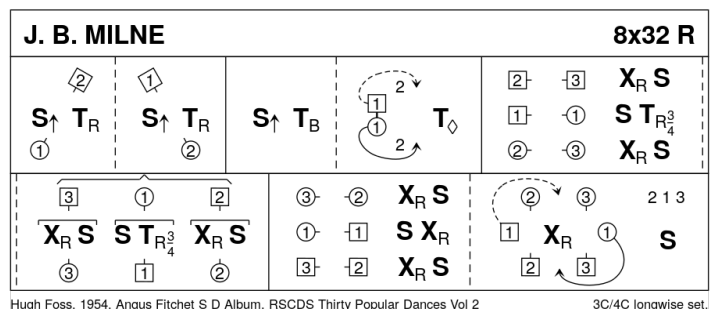


# 13 J. B. MILNE

R32 · 3/4L

Hugh Foss: *Thirty Popular Dances, Volume Two* · Crib: *E-cribs* · Diagram: *Keith Rose's Diagrams*

- 1- 1M+2W set advancing and turn RH ; 1W+2M repeat
- 9- 1c set advancing | turn BH and open upwards ; cast off one (2c up), Petronella Turn to: 1M between 3c and 1W between 2c
- 17- 1c set, turn ¾ RH, set, turn ¾ RH, **while**{8} 2c+3c pass RH on the sides, set, cross RH, set
- 25- 1c set, pass RH, cast R into 2pl, **while** {6} 2c+3c pass RH on the sides, set ; cross RH | all set. (2,1,3)

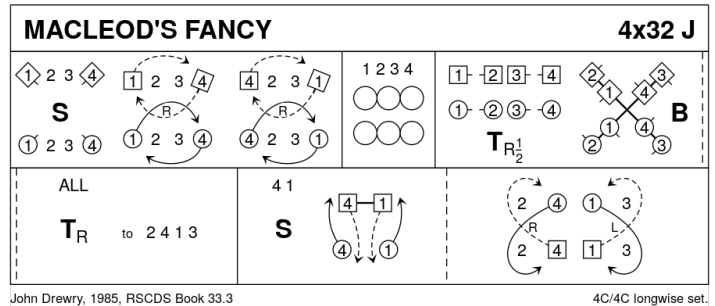


In 17-32, the corners traditionally set one bar to the person you just passed, then one bar to the next person to pass. In a variant for [19-24] 1c turns BH in PdB.

## 14 MACLEOD'S FANCY J32 · 4/4L

John Drewry: RSCDS XXXIII 3 · Crib: E-cribs · Diagram: Keith Rose's Diagrams

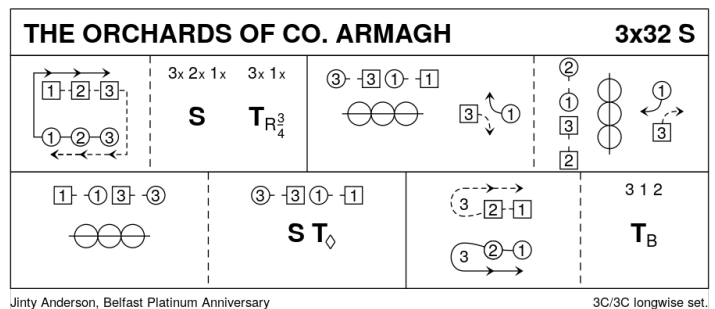
- 1- 1c+4c set facing diagonally | 1W+4M cast R round own sideline and meet with  $\frac{3}{4}$  RH turn in the middle, to places **while{6}** 1M+4W make that turn and cast R round own sideline to places
- 9- All dance Reels4 on the sides to finish (1,2,3,4) facing up/dn
- 17- Middles (2c+3c) turn ends RH  $\frac{1}{2}$  way to form a St Andrew's Cross (1c+4c retain RH and give LHA in the middle) | all set ; continue turns once round RH, at the end 1c+4c pass Rsh on own side to end (2,4,1,3) (1M+4W with polite turn)
- 25- (Middle couples solo:) 4c+1c set, Women cross NHJ and face ends **while{2}** Men cross over outside them and turn inwards to join P ; 4c(1c) lead up RH (lead down LH) between 2c(3c), cross and cast to 2pl(3pl) (2,4,1,3)



## 15 THE ORCHARDS OF CO. ARMAGH S32 · 3/3L

Jinty Anderson: Belfast Branch Platinum Anniversary Dances · Crib: MiniCribs · Diagram: Keith Rose's Diagrams

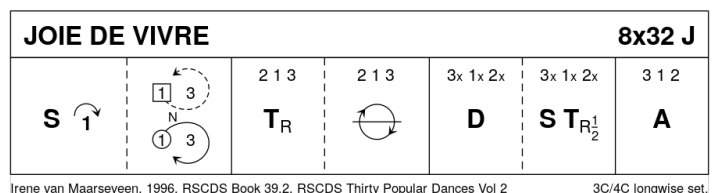
- 1-8 1M leading 2M+3M also 3L leading 2L+1L chase clockwise  $\frac{1}{2}$  round to opp sides (4 bars). All set, 1s+3s turn partners  $\frac{3}{4}$  RH into line up/down (Men facing down)
- 9-12 3s+1s dance  $\frac{1}{2}$  reel of 4, 1M+3L pass LSH to face 2s (1M+2M & 3L+2L facing), 1L+3M remain in centre at top/bottom
- 13-16 1M+3L+2s dance  $\frac{1}{2}$  reel of 4 across, 1M & 3L pass LSh to face partners up/down set
- 17-24 1s+3s dance  $\frac{1}{2}$  reel of 4, 1M+3L pass LSh to face own partners. 3s+1s set, petronella turn to own sides. 3 2 1
- 25-32 2s followed by 1s dance up to top, cast, 2s to 3rd place, 1s to 2nd place (4 bars). 3s+1s+2s turn partners 2H



## 16 JOIE DE VIVRE J32 · 3/4L

Irene van Maarseveen: RSCDS XXXIX 2 · Crib: E-cribs · Diagram: Keith Rose's Diagrams

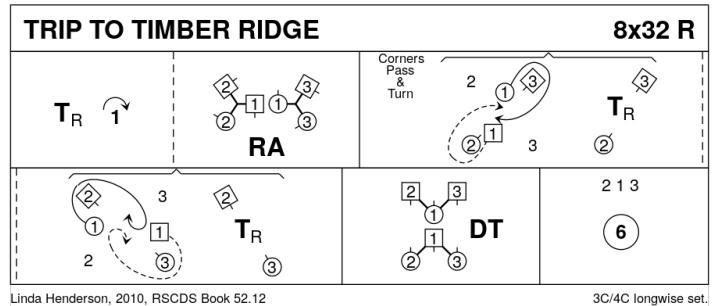
- 1- 1c set | cast (2c up) ; dance between 3c and cast up to (2,1,3)
- 9- All turn P RH to sidelines ; all chase clw half round (to 3x,1x,2x)
- 17- All dance BtoB ; all set | all  $\frac{1}{2}$  RH turn into
- 25- 3c+1c+2c Allemande (2,1,3)



## 17 TRIP TO TIMBER RIDGE R32 · 3/4L

Linda Henderson: RSCDS LII 12 · Crib: E-cribs · Diagram: Keith Rose's Diagrams

- 1-- 1c turn RH | cast (2c up) ; 1W+2c & 1M+3c RHA, 1c facing 1cnrs at end
- 9-- Corners Pass and Turn, on [16] 1c pull Rsh back to finish BtoB in centre facing opposite side
- 17-- DTr, on [23-24] 1c Petronella turn to 2pl (2,1,3)
- 25-- Circle6 and back

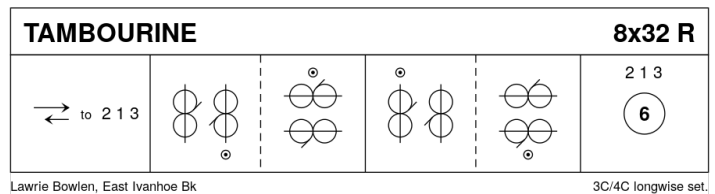


## 18 EXTRAS

## 19 TAMBOURINE R32 · 3/4L

Lawrie Bowlen: East Ivanhoe Book · Crib: E-cribs · Diagram: Keith Rose's Diagrams

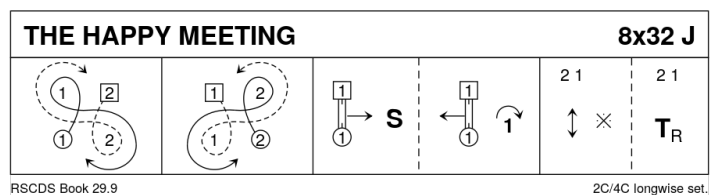
- 1-- 1c lead down the middle (2c up) and up to 2pl
- 9--  $\frac{1}{2}$ Reels3 across, Lsh to 1cnrs ;  $\frac{1}{2}$ Reels3 on sidelines (Rsh to 2cnr pos), cnrs end with loop
- 17--  $\frac{1}{2}$ Reels3 across, Lsh to 3cnr pos ;  $\frac{1}{2}$ Reels3 on sidelines (Rsh to 4cnr pos) (to 2,1,3) (1c and 2cnrs move cclw, 1cnrs move clw)
- 25-- 2c+1c+3c circle6 and back



## 20 THE HAPPY MEETING J32 · 2/4L

RSCDS XXIX 9 · Crib: E-cribs · Diagram: Keith Rose's Diagrams

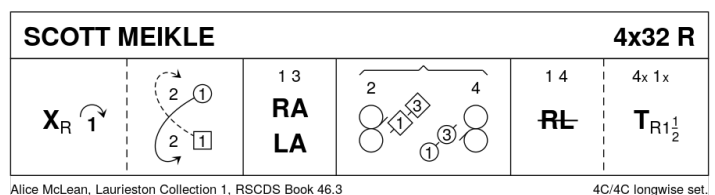
- 1-- 1M+2W cross and dance  $\frac{3}{4}$  Lsh round P, pass down/up Rsh, cast R round standing M/W to places
- 9-- 1W+2M repeat (other shoulders)
- 17-- 1c slip down the middle | set (1M starts L foot) ; slip to top | cast off (2c up)
- 25-- 2c+1c A&R (all clap) ; turn P RH



## 21 SCOTT MEIKLE R32 · 4/4L

Alice McLean: RSCDS XLVI 3 · Crib: E-cribs · Diagram: Keith Rose's Diagrams

- 1-- 1c cross RH | cast (2c up) ;  $\frac{1}{2}$  Fig8 up (2,1,3,4)
- 9-- 1c+3c RHA, LHA (2,1,3,4)
- 17-- Lsh opposing Reels3 across: (1W+3W behind dancing as one) with 2c and (3M+1M behind) with 4c (to 2,3,1,4)
- 25-- 1c+4c  $\frac{1}{2}$  R&L ; turn RH  $1\frac{1}{2}$  (2,3,4,1)



## 22 MONYMUSK S32 · 3/4L

Preston (18C): RSCDS XI 2 · Crib: E-cribs · Diagram: Keith Rose's Diagrams

- 1- 1c turn RH | cast off (2c up) ; 1c turn  
1¼ LH into
- 9- 1W+2c & 1M+3c set twice in lines  
across, but on [11-12] 1c Petronella to  
opposite sideline ; all set twice on  
sidelines (2,1x,3)
- 17- 2c+1c+3c circle6 and back
- 25- Reels3{6} on the sides (Rsh to 2cnr) | 1c cross (2,1,3)

