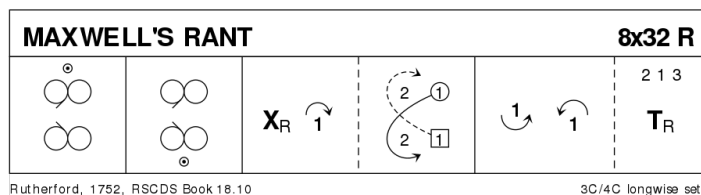


Scarborough Saturday 24th March 2018

1 MAXWELL'S RANT R32 · 3/4L

Rutherford: RSCDS XVIII 10 · Crib: Eric's E-cribs · Diagram: Keith Rose's Diagrams

- 1- Mirror Reels3 on the sidelines (1c cross down) (1x,2,3)
- 9- 1c cross back into mirror Reels3 on own sides
- 17- 1c cross RH | cast (2c up) ; ½ Fig8 round 2c
- 25- 1c dance down between 3c and cast up to 2pl ; 2c+1c+3c turn RH

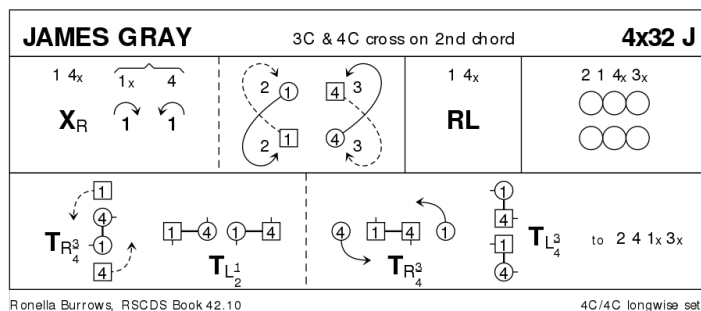


2 JAMES GRAY J32 · 4/4L

Ronella Burrows: RSCDS XLII 10 · Crib: Eric's E-cribs · Diagram: Keith Rose's Diagrams

On 2nd chord, 3c+4c change sides (to 1,2,3x,4x)

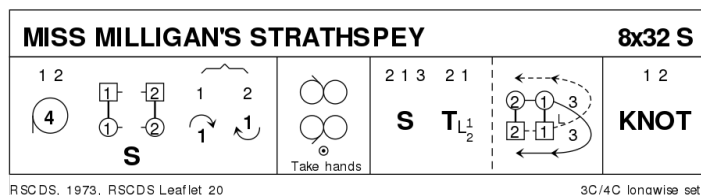
- 1- 1c+4c cross RH | cast to middle (2c+3c step to ends) ; 1c+4c ½ Fig8 round nearest end couple (2,1,4x,3x)
- 9- 1c+4c R&L, finish facing end couple (no polite turns) (2,1,4x,3x)
- 17- Parallel Rsh reels4 on the sides, but 1c+4c finish in line across, 1M+4M in the middle RHJ, the W outside
- 25- 1M+4M turn RH ¾ while{} 1W+4W chase ¼ cclw | 1M+4W & 4M+1W turn LH ½ ; 1W+4W turn RH ¾ while{} 1M+4M chase ¼ cclw | 1M+4W & 4M+1W turn LH ¾ (to 2,4,1x,3x)



3 MISS MILLIGAN'S STRATHSPEY S32 · 3/4L

RSCDS: The Leaflet Dances with Music · Crib: Eric's E-cribs · Diagram: Keith Rose's Diagrams

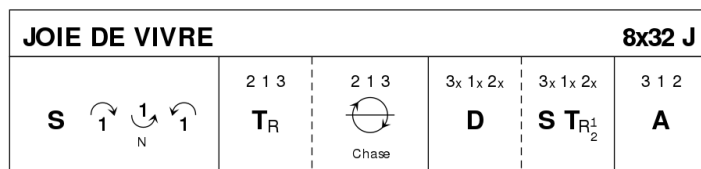
- 1- 1c+2c circle4 L, finish NHJ 1c facing 2c ; set, 1c turning in to face up | 1c cast off, 2c dance up (2,1,3)
- 9- Mirror Reels3 on the sides, 1c start down and in, join hands when possible, 2c+3c finish with loops
- 17- 2c+1c+3c set | 2c+1c ½ LH turn and face down ; lead (LHJ) down, cross below 3c and cast up (1,2,3)
- 25- 1c+2c the Knot. (2,1,3)



4 JOIE DE VIVRE J32 · 3/4L

Irene van Maarseveen: RSCDS XXXIX 2 · Crib: Eric's E-cribs · Diagram: Keith Rose's Diagrams

- 1– 1c set | cast (2c up) ; dance between 3c and cast up to (2,1,3)
- 9– All turn P RH to sidelines ; all chase clw half round (to 3x,1x,2x)
- 17– All dance BtoB ; all set | all ½ RH turn into
- 25– 3c+1c+2c Allemande (2,1,3)



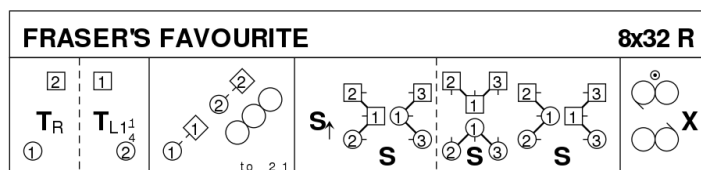
Irene van Maarseveen, 1996, RSCDS Book 39.2

3C/4C longwise set.

5 FRASER'S FAVOURITE R32 · 3/4L

John Laurie: The Leaflet Dances with Music · Crib: Eric's E-cribs · Diagram: Keith Rose's Diagrams

- 1– 1M+2W turn RH ; 1W+2M turn 1¼ LH to face partners on diagonal
- 9– 1c+2c diag. Reel4, finish (2,1,3)
- 17– 1c set advancing, finish in middle BtoB 1W facing up, 1M down, then set »Crown Triangles« for 6 bars: all set (hands joined), 1c turning ¼ R to face own sides on second step ; repeat to own sides, repeat to other couple
- 25– Reels3{6} on the sides, Rsh to 2cnrs | 1c cross.



John Laurie, 1972, RSCDS Leaflet

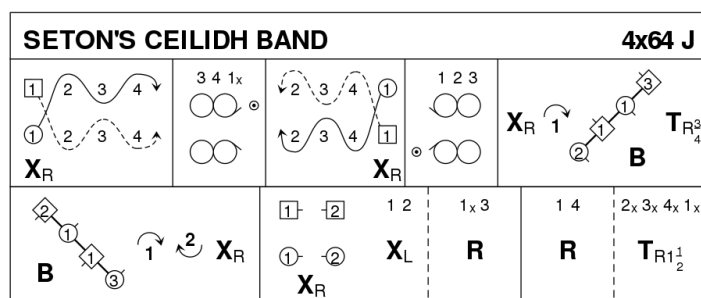
3C/4C longwise set.

6 PROGRAMME ITEM – Instructor's Choice (S)

7 SETON'S CEILIDH BAND J64 · 4/4L

A Bruce Fordyce: The Bruce Fordyce Memorial Collection · Crib: Eric's E-cribs · Diagram: Keith Rose's Diagrams

- 1– 1c cross RH, cast (2c up) ; dance between 3c (3c up) , behind 4c (4c up) to (2,3,4,1x)
- 9– 3c+4c+1c Reel3 on side (1c in, 4c out and down to begin)
- 17– 1c repeat bars 1-8 from 4th position, dancing up the set (1,2,3,4)
- 25– 1c+2c+3c Reels3 on side (1c in, 2c up and out to begin)
- 33– 1c cross RH | cast (2c up) and give RH to P, LH to 1cnr ; BiL, 1c turn RH to 2cnr
- 41– 1c+2cnrs BiL, 1c cast off behind 3c, lead up RH crossing over to 1pl own side facing down (2c down)
- 49– 1c+2c ½ R&L, giving RH on the side to begin ; repeat with 3c
- 57– Repeat with 4c ; all C turn RH 1½.



Bruce Fordyce, Morison's Bush Collection

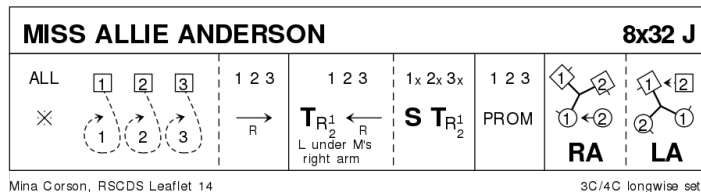
4C/4C longwise set.

8 PROGRAMME ITEM – Interval

9 MISS ALLIE ANDERSON J32 · 3/4L

Mina Corson: *The Leaflet Dances with Music* · Crib: *Eric's E-cribs* · Diagram: *Keith Rose's Diagrams*

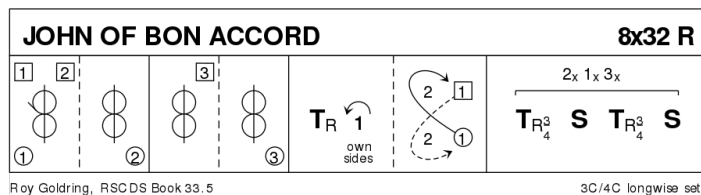
- 1- All clap, 1W+2W+3W dance Rsh once round P to face down with him RHJ ; All lead down the middle
- 9- All M turn P under R arm and lead up to (1x,2x,3x) ; All set, ½ RH turn into
- 17- 1c+2c+3c Promenade (1,2,3)
- 25- 1c+2W RHA, 1M finishing 2pl own side (2M up on [3-4]) ; 1c+2M LHA (2W up on [7-8]) to (2,1,3)



10 JOHN OF BON ACCORD R32 · 3/4L

Roy Goldring: *RSCDS XXXIII 5* · Crib: *Eric's E-cribs* · Diagram: *Keith Rose's Diagrams*

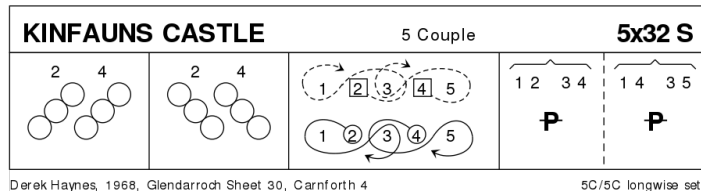
- 1-16 4 progressive ½Reels3 across, as follows: 1c+2W (1c start Rsh) ; 1c+2M (start Lsh) ; 1c+3W (Rsh) ; 1c+3M (Lsh), 1c finish in 3pl a bit in from the sidelines (2c & 3c finish their reels in 1plx and 2plx)
- 17- 1c turn RH, cast up one place on own sides (3c down) ; 1c ½ Fig8 round 2c (2x,1x,3x)
- 25- All turn P ¾ RH to face P along the midline | All Set retaining RHJ ; all turn P ¾ RH (to 2,1,3) | All Set.



11 KINFAUNS CASTLE S32 · 5/5L

Derek Haynes: *Carnforth Collection of SC Dances 4* · Crib: *Eric's E-cribs* · Diagram: *Keith Rose's Diagrams*

- 1- 2c+4c pass P Lsh into diag. Reels4 with 1cnrs
- 9- 2c+4c pass P Lsh into Rsh diag. Reels4 with 2cnrs (1,2,3,4,5)
- 17- 2c+4c (start in and L) Fig8 {7bars} on own side round standing couples, on [24] 1c+2c+3c+4c dance in for
- 25- 1c+2c & 3c+4c ½Poussette (on [28] 5c dance in) ; 1c+4c & 3c+5c (bottom four couples) ½Poussette (2,4,1,5,3)

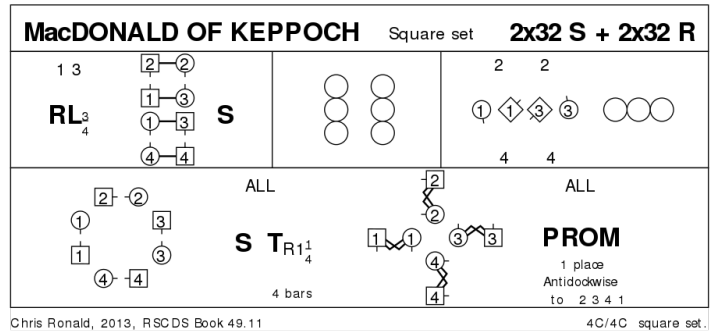


12 PROGRAMME ITEM – Instructor's Choice (J/R)

13 MACDONALD OF KEPPOCH M128 · 4S

Chris Ronald: RSCDS XLIX 11 · Crib: SCDDDB Contributed Cribes & Diagrams · Diagram: Keith Rose's Diagrams

- 1-- 1c+3c 6 bars of R&L to BtoB facing sides | all set
- 9-- Parallel Reels4 across, 1c+3c finish half way the last left pass, in a line up and down the set
- 17-- 1c+3c Lsh Reel4, 1W+3W pass Rsh in middle to start, to finish in original places
- 25-- All set to P | all 1¼ turn P RH | all ¼ cclw chase in promhold (2,3,4,1)



The first two turns are in Strathspey time, the second two are in Reel time.

14 SOUTH FROM OBAN J40 · 3/4L

Shirley M Shields: Leeds Branch Tenth Anniversary Book · Crib: MiniCribes

- 1-8 1L+2L lead thru partners, cast back to place & pass RSh to change places & cross RH with opposite partner
- 9-16 1M+2M repeat (2s at top)
- 17-24 2s+1s dance RH across, 1s lead up & cast **while** 2s cast & lead up
- 25-32 1s+3s dance LH across, 1s cast & lead up **while** 3s lead up & cast
- 33-40 2s+1s+3s dance reel of 3 on sides (1s dancing out & up to begin)

15 THE MONTGOMERIES' RANT R32 · 3/4L

Castle Menzies (18C): RSCDS X 1 · Crib: Eric's E-cribs · Diagram: Keith Rose's Diagrams

- 1- 1c cross RH | cast off (2c up) ; cross LH | cast L (W up, M down)
- 9- 2c+1W & 1M+3c Rsh Reels3 across
- 17- 1c NHJ set to 2W (swivel ½ inwards), set to 3M (veer L together), set to 3W (swivel ½ inwards), set to 2M (and face own 2cnr)
- 25- Reels3{6} on the sides, Rsh to 2cnr | 1c cross RH to 2pl

