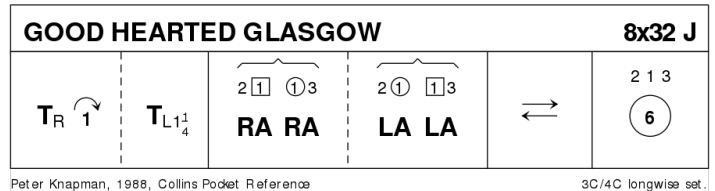


White Rose Festival Evening Dance 13th July 2019

1 GOOD HEARTED GLASGOW J32 · 3/4L

Peter Knapman: Collins Pocket Reference: Scottish Country Dancing · Crib: E-cribs · Diagram: Keith Rose's Diagrams

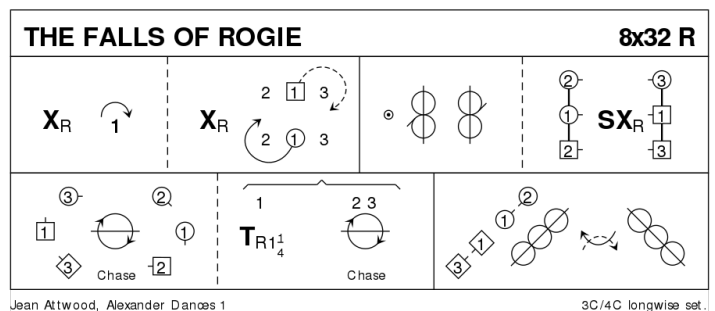
- 1- 1c turn RH | cast off (2c up) ; turn LH 1¼
- 9- Teapots R ; and L (2c+1W & 1M+3c RHA ; 2c+1M & 1W+3c LHA)
- 17- 1c lead down the middle and up into 2pl
- 25- All circle6 and back



2 THE FALLS OF ROGIE R32 · 3/4L

Jean Attwood: Alexander Dances Book 1 · Crib: E-cribs · Diagram: Keith Rose's Diagrams

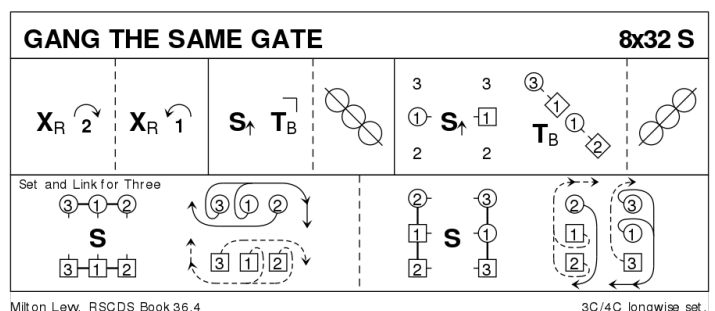
- 1- 1c cross RH | cast (2c up) ; cross RH | cast R (M up, W down)
- 9- ½ Reels3 across (Lsh to 2cnr) ; set in lines across | all cross up/down RH
- 17- Corners chase once clw **while{8}** 1c chase half way clw and turn RH 1¼ to face 1cnr positions
- 25- ½ diag. Reel4 with 1cnrs, 1c pass Rsh ; ½ diag. Reel4 with 2cnrs, 1c passing Rsh to 2pl.



3 GANG THE SAME GATE S32 · 3/4L

Milton Levy: RSCDS XXXVI 4 · Crib: E-cribs · Diagram: Keith Rose's Diagrams

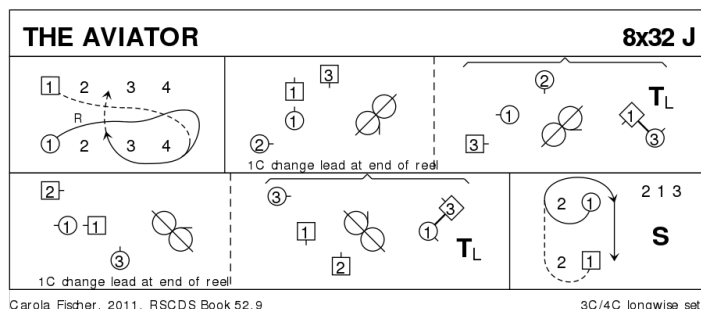
- 1- 1c cross RH | cast off 2 (2c+3c up) ; 1c cross RH and cast up (3c down) to (2,1,3)
- 9- 1c set passing Lsh | turn 1cnrs BH ; ½ Reel4 with 2cnrs, at end 1c curve R to between end cpl (M above facing W below)
- 17- 1c set passing Lsh, turn 4cnr (2cnr persons) BH ; ½ Reel4 with 1cnrs, at end curve R to end as (3x,1x,2x)
- 25- All S&Link3 ; repeat (2,1,3)



4 THE AVIATOR J32 · 3/4L

Carola Fischer: RSCDS LII 9 · Crib: E-cribs · Diagram: Keith Rose's Diagrams

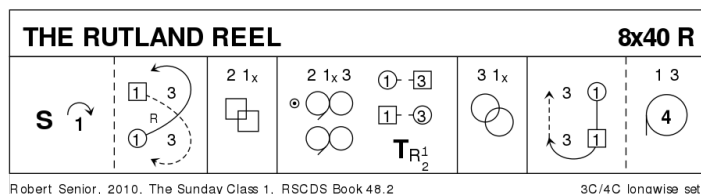
- 1-- 1c lead down (2c up), on [4] 1W crosses in front and, 1M following, casts up (round any standing M), to finish 1c in 2pl facing 3W
- 9-- 3W+1c+2M Rsh lead-change diag. Reel3 ; 1M dancing the full reel, **while for [13-16]** 1W turns 3M LH to finish behind 1M, both on midline facing up
- 17-- 2W+1c+3M Rsh lead-change diag. Reel3 ; 1W dancing the full reel, **while for [21-24]** 1M turns 3W LH to finish 1c in 2plx, 1W facing out
- 25-- 1c dance up (1W Rsh to 2M, 1M Rsh to 2W) | 1c dance Rsh round 2W to 2pl | All set.



5 THE RUTLAND REEL R40 · 3/4L

Robert Senior: RSCDS XLVIII 2 · Crib: E-cribs · Diagram: Keith Rose's Diagrams

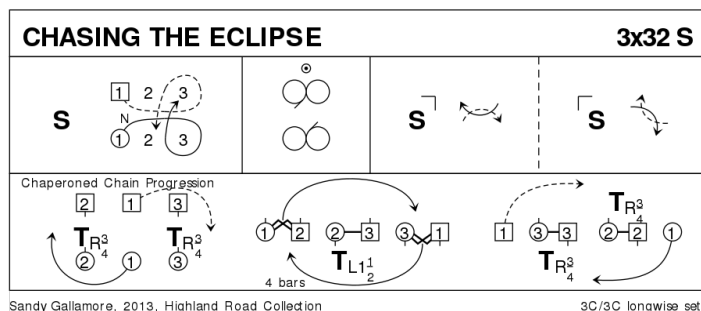
- 1-- 1c set | cast off (2c up) ; cross down RH and cast up to (2,1x,3)
- 9-- 2c+1c La-Chain
- 17-- Reels3{6} on the sides, 1c Rsh to 3c | 1c turn 3c RH ½ on sides (2,3,1x)
- 25-- 3c+1c M-Chain (2,3,1x)
- 33-- 1W followed by 1M cast up and cross to own side (3c down) ; 1c+3c Circle4 L (2,1,3)



6 CHASING THE ECLIPSE S32 · 3/3L

Sandy Gallamore: The Highland Road Collection · Crib: SCDDDB Contributed Cribs & Diagrams · Diagram: Keith Rose's Diagrams

- 1-8 1C set, dance NH down the center + cast up to 2pl & cross to face 1cnr.
- 9-16 Reel 3 on sides - 1C pass 1cnr Rsh to begin.
- 17-24 1C+1cnr set , 1C spiral Rsh rnd ptrn to face 2cnr ; 1C+2cnr set , 1C spiral Rsh to face out 2pl own side.
- 25-32 All dance Chaperoned Chain Progression. End 3 1 2.

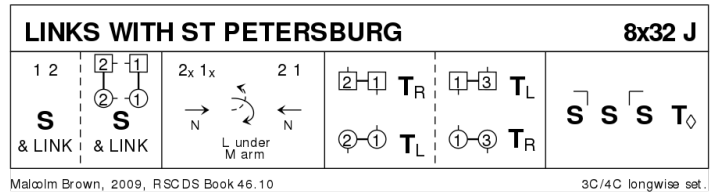


7 LINKS WITH ST PETERSBURG

J32 · 3/4L

Malcolm Brown: RSCDS XLVI 10 · Crib: E-cribs · Diagram: Keith Rose's Diagrams

- 1– 1c+2c S&Link, finish 2c facing 1c NHJ ; S&Link to (2x,1x,3)
- 9– 1c, 2c following, dance down {3}, change sides with NHJ, W passing above M and under his arm, 2c+1c dance up to (2,1,3), 2c facing out
- 17– 2c turn 1c EH on sides ; 1c turn 3c EH, 1c finish BtoB facing 1cnr
- 25– SetH&G , petronella to (2,1,3)

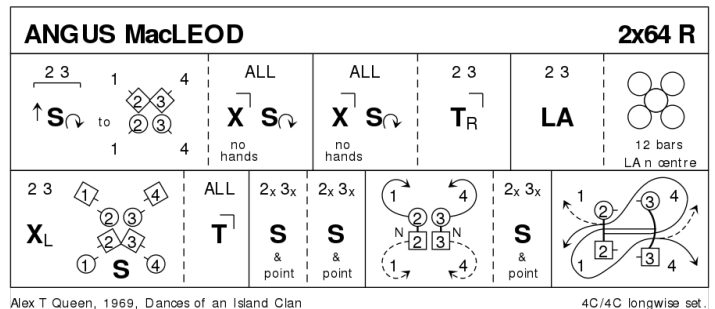


8 ANGUS MACLEOD R64 · 4/4L

Alex T Queen: Dances of an Island Clan · Crib: E-cribs · Diagram: Keith Rose's Diagrams

When setting in the centre, the turn is on the second PdB

- 1– 2c+3c (called »centres«) dance in and face diagonally in | set NHJ with turn R to face 1c+4c (= »cnrs«) ; all pass Rsh and face in diagonally | all set, cnrs swiveling R to face out
- 9– All pass Rsh and face in diagonally | all set, centres turning R about ; cnrs turn centres RH
- 17-32 Centres LHA to face own cnrs again ; intersecting diagonal Reels4{12} (use ½ LHA in {2} to pass in the middle)
- 33– Centres change places with P LH (2W & 3M polite turn) to face new cnrs, set to cnrs ; turn that cnr by outside hand (centres pass through top/bottom of the set) back to centre facing each other diagonally
- 41– centres set and 4 spring points ; repeat
- 49– Centres dance (NHJ) out at own ends and cast round to centre again facing diagonally in ; set and 4 points
- 57– Centres dance (NHJ) out at opposite ends (3c make arch for 2c) | cast L (NHJ) (2c round 4W and 3c round 1M), and on to own end of set (cnrs step in to centre places, to order 2,1,4,3)



Repeat once with new centres and cnrs

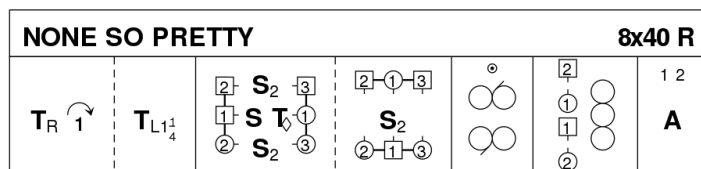
In some areas the inner dancers who pass to corners stay facing out, and swivel to face inwards during the setting.

Interval

9 NONE SO PRETTY R40 · 3/4L

Thomas (19C) Wilson: RSCDS XIX 1 · Crib: E-cribs · Diagram: Keith Rose's Diagrams

- 1- 1c turn RH, cast off (2c up) ; turn 1¼ LH to finish 1W/1M between 2c/3c
 9- set twice in lines across, on [11-12] 1c petronella to opposite sidelines ; 2c+1c+3c set twice (2,1x,3)
 17- Reels3 on sidelines (Rsh to 2cnrs), 1c finish BtoB between 2c facing opposite side (no loops at the end)
 25- 1c+2c Reel4 across, at end 1c meet as 2c curves down into
 33- 1c+2c Allemande (2,1,3)



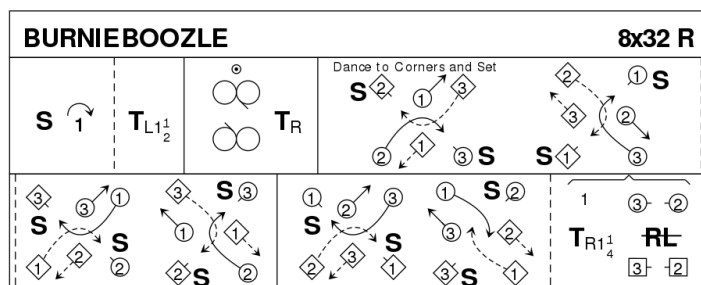
Wilson, 1816, RSCDS Book 19.1

3C/4C longwise set.

10 BURNIEBOOZLE R32 · 3/4L

David G Queen: Southport Book Volume 1 · Crib: E-cribs · Diagram: Keith Rose's Diagrams

- 1- 1c set, cast (2c up) ; turn LH 1½ and face out (2,1x,3)
 9- Reels3 on the sides (Lsh to 2cnr), at end 1c turn RH to face 1cnrs
 17-32 »Dance to Each Corner and Set«
 (»Free« cnrs set diagonally **while{2}** centre dancers change place Rsh with the facing cnr, who in the centre pass Rsh to face next cnr on R. Repeat this five times, on alternating diagonals) ; 1c turn RH 1½ to 2pl **while{4}** 3c+2c ½ R&L starting along the sides.(2,1,3)



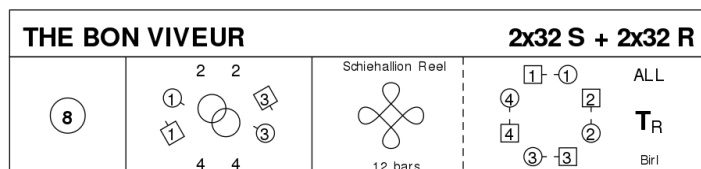
David G Queen, Southport Book 1

3C/4C longwise set.

11 THE BON VIVEUR M64 · 4S

Ian Brockbank: RSCDS LII 11 · Crib: E-cribs · Diagram: Keith Rose's Diagrams

- 1-- Circle8 and back
 9-- 1c+3c Men's Chain
 17-28 12 bars of Schiehallion reel (4,1,2,3)
 29-32 All Birl or Turn P RH (4,1,2,3)



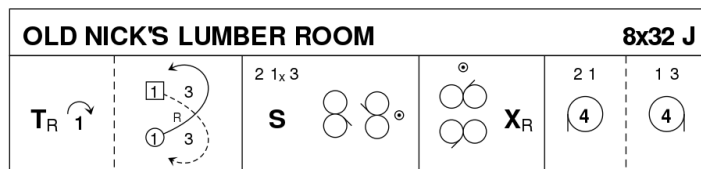
Ian Brockbank, 2015, RSCDS Book 52.11

4C/4C square set.

12 OLD NICK'S LUMBER ROOM J32 · 3/4L

RSCDS XXVI 6 · Crib: E-cribs · Diagram: Keith Rose's Diagrams

- 1- 1c turn RH | cast off (2c up) ; lead between 3c and cross | cast up (to 2,1x,3)
 9- All set | Rsh Reels3{6} across (W up, M down) (2,1x,3)
 17- Reels3{6} on the sides, Rsh to 2cnr | 1c cross RH and face up NHJ
 25- 2c+1c circle4 L ; 1c turn towards each other into 1c+3c circle4 R.



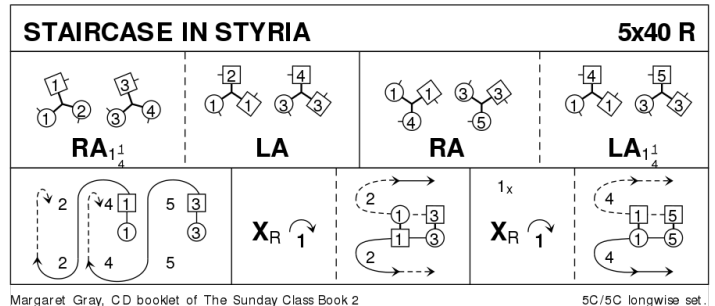
Thompson, 1759, RSCDS Book 26.6

3C/4C longwise set.

13 STAIRCASE IN STYRIA R40 · 5/5L

Margaret Gray: CD booklet of *The Sunday Class Dance Book 2* · Crib: *E-cribs* · Diagram: *Keith Rose's Diagrams*

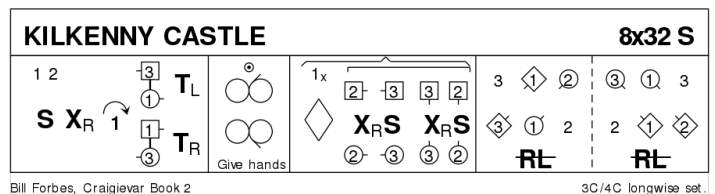
- 1- 1c+2M & 3c+4M RHA 1¼, 1c & 3c finishing in middle facing down, other cpls in own place ; 1c+2W & 3c+4W LHA, finish facing down
- 9- 1c+4M & 3c+5M RHA same way ; 1c+4W & 3c+5W LHA, 1W & 3W face out on own side with P behind
- 17- 1c & 3c (W leading) cast up 1 place, cross, cast up on M side to original places the W looping R
- 25- 1c cross | cast 1 (2c up) ; 1c followed by 3c dance up & cast to (2,3,1x,4,5)
- 33- 1c cross | cast 1 (4c up) ; 1c followed by 5c dance up & cast to (2,3,4,5,1)



14 KILKENNY CASTLE S32 · 3/4L

Bill Forbes: *Craigievar Book 2* · Crib: *E-cribs* · Diagram: *Keith Rose's Diagrams*

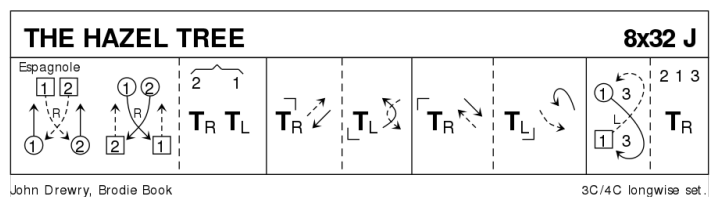
- 1- 1c+2c set | 1c cross RH ; cast off (2c up) to between 3c NHJ | turn 3c easy hand, to finish (2,1x,3), 1c facing in and up, 3c facing out
- 9- 2c+1c+3c Mirror Reels3 on the sides (all give hands), (2,1x,3)
- 17- 1c Petronella Turn **while**{2} corners change place on side RH | All set in threes across ; 1c Petronella Turn, **while**{2} corners cross RH | All set (3x,1,2x)
- 25- Diagonal R&L (1c+1cnrs change places RH | 1c change places LH with mid-person on sides ; 1c+2cnrs repeat)



15 THE HAZEL TREE J32 · 3/4L

John Drewry: *New Dances by John Drewry 2005* · Crib: *E-cribs* · Diagram: *Keith Rose's Diagrams*

- 1- 1c+2c Espagnole, 1c finishing facing 1cnr
- 9- 1c turn 1cnr RH, pass Rsh ; turn 3cnr LH, pass Lsh (cnrs dance for {4})
- 17- Turn 2cnr RH, pass Rsh ; turn 4cnr LH, pass Lsh to 2plx side by side facing down
- 25- Lead LHJ between 3c, cross and cast to 2pl ; All C turn RH

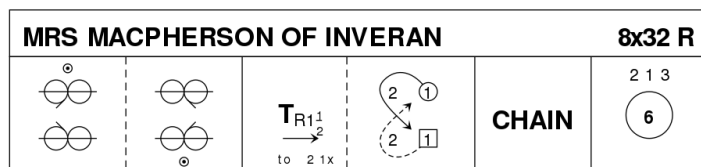


Espagnole: both W lead RHJ to M side, cross and cast back to exchanged places while{} Men cross to W side, lead RHJ back to M side and cross to exchanged places ; all turn P EH (2,1)

16 MRS MACPHERSON OF INVERAN R32 · 3/4L

John Drewry: *Bon Accord Book of Scottish Country Dances* · Crib: *E-cribs* · Diagram: *Keith Rose's Diagrams*

- 1- 1c+2c+3c Inveran Reels3 (1c crossing top and bottom)
- 9- 1c turn RH 1½ into 2plx facing out (2c up) ; 1c cast up round 2c and cross down to (2,1,3)
- 17- G-Chain (2c cross)
- 25- circle6 and back



John Drewry, 1964, *Bon Accord Book*

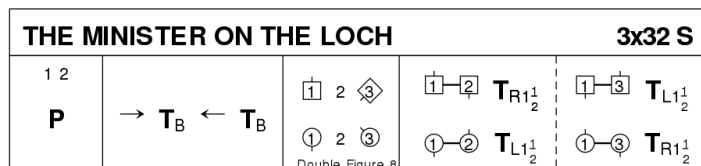
3C/4C longwise set.

17 EXTRAS

18 THE MINISTER ON THE LOCH S32 · 3/3L

Roy Goldring: *Magazine Dances 2005-2009* · Crib: *E-cribs* · Diagram: *Keith Rose's Diagrams*

- 1- 1c+2c Pousette
- 9- 1c dance down 2 places, turn BH ; dance up 2 places, turn BH, open upwards and face out
- 17- 1c+3c DblFig8 round 2c, 1c casting, 3c crossing up to begin, 1c finish facing out for
- 25- 1W+2W & 1M+2M turn EH 1½ ; 1c+3c repeat (2,3,1)



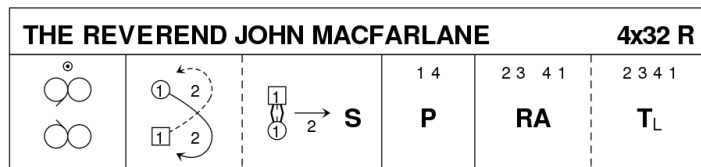
Roy Goldring, 24 Graded & Social Dances, RSCDS 4/2008

3C/3C longwise set.

19 THE REVEREND JOHN MACFARLANE R32 · 4/4L

Gary W Morris: *RSCDS XXXVII 1* · Crib: *E-cribs* · Diagram: *Keith Rose's Diagrams*

- 1- 1c cross down into Mirror Reels3 on opposite sides with 2c+3c (1x,2,3)
- 9- 1c ½ Fig8 round 2c ; 1c (BHJ) slip down to between 3c | set (top foot starting) (2c+3c up, 4c step in)
- 17- 1c+4c Pousette (2,3,4,1)
- 25- 2c+3c & 4c+1c RHA ; all C turn LH (3M polite L turn into next repetition).



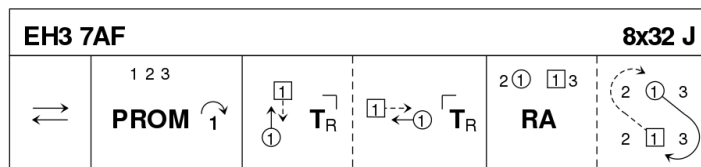
Gary W. Morris, 1990, *RSCDS Book 37.1*

4C/4C longwise set.

20 EH3 7AF J32 · 3/4L

Roy Goldring: *RSCDS XL 6* · Crib: *E-cribs* · Diagram: *Keith Rose's Diagrams*

- 1- 1c lead down the middle and up, on [8] 2c+3c step in for
- 9- 1c+2c+3c Promenade, at end 1c cast off (to 2,1,3)
- 17- 1c cross Rsh | turn 1c nr RH ; cross up/dn Rsh | turn 2c nr RH (2,1x,3) |
- 25- 2c+1M & 1W+3c RHA ; 1c ½ Fig 8 Rsh round 4c nr (2,1,3)



Roy Goldring, 1998, *RSCDS Book 40.6*

3C/4C longwise set.