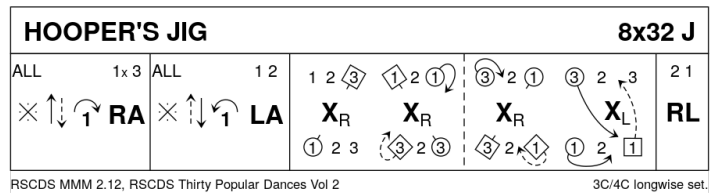


Musicians' Day Evening Dance 19.02.2022

1 HOOPER'S JIG J32 · 3/4L

Miss Milligan's Miscellany of Scottish Country Dances · Crib: E-cribs · Diagram: Keith Rose's Diagrams

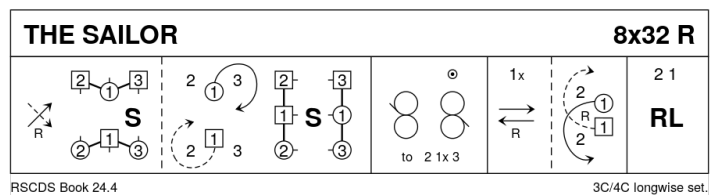
- 1- All clap, 1c cross Rsh and cast off one (2c up) ; 1c+3c RHA
- 9- All clap, 1c cross back Rsh, cast up to own place (2c down) ; 1c+2c LHA
- 17- 1M+3W change places RH | 1W+3M change RH, **while{2}** 1M+3W dance a Rsh loop ; 1M+3W cross back RH **while{2}** 1W+3M loop | 1W+3M cross back LH, 1W to 2pl **while{2}** 1M casts to 2pl (2c up)
- 25- 2c+1c R&L



2 THE SAILOR R32 · 3/4L

RSCDS XXIV 4 · Crib: E-cribs · Diagram: Keith Rose's Diagrams

- 1- 1c cross down RH (2c up) to 2plx and BiL with cnrs ; 1c cast R into lines across | all set
- 9- All Reels3 across, Rsh to 1cnr, finishing (2,1x,3)
- 17- 1c lead down | lead to the top ; cross and cast to (2,1,3)
- 25- 2c+1c R&L.

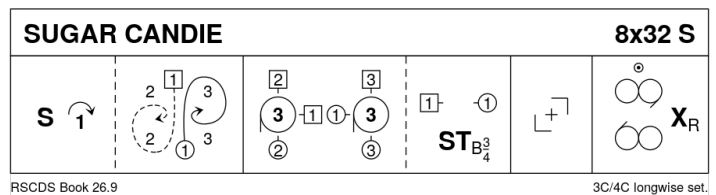


Note: [3-4] is NOT in DTr position.

3 SUGAR CANDIE S32 · 3/4L

RSCDS XXVI 9 · Crib: E-cribs · Diagram: Keith Rose's Diagrams

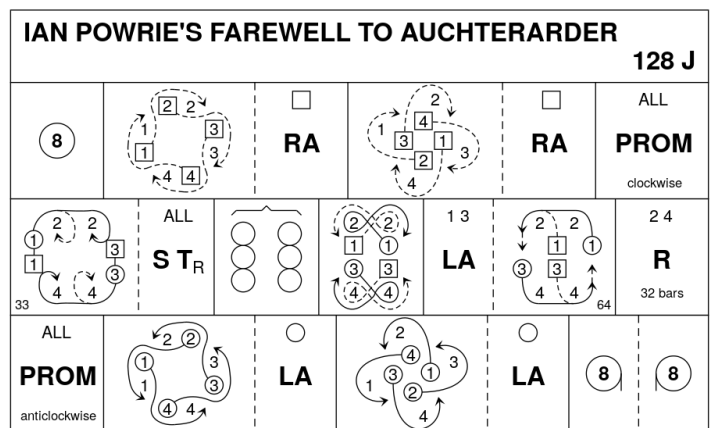
- 1- 1c set | cast off (2c up), pass Lsh and cast R round 1cnr, to finish BtoB in the centre, M facing down, W up
- 9- 1W+2c & 1M+3c circle3, at end 1c swivels R to face P ; 1c set, turn ¾ BH to face 1cnrs (open out with 1M using RH to assist P)
- 17- Turn CPCP
- 25- Reels3{6} with corners, Lsh to 1cnr, 1c cross RH to (2,1,3)



4 IAN POWRIE'S FAREWELL TO AUCHTERARDER J128 · 4S

Bill Hamilton: Thirty Popular Dances, Volume Two · Crib: E-cribs · Diagram: Keith Rose's Diagrams

- 1- Circle8 L and back
- 9- All W pass in front of P, dance behind next M ; RHA in the centre
- 17- All W cross in front of opposite M, dance behind next M ; RHA, joining P for
- 25- All Promenade once round clw (but see note)
- 33- 1c+3c (W following M) dance on 1 place clw and in (M round M, W round W) to face next couple ; set to and turn that person RH
- 41- Reels4 across
- 49- Fig8, 1c round 2c, 3c round 4c
- 57- 1c+3c LHA ; 1c/3c dance out Lsh round 2c/4c (M round M, W round W) and cclw to places
- 65-96 2c+4c repeat bars 33-64
- 97- All Promenade once round cclw
- 105-120 The Men repeat [9-24] cclw with LHA in the centre
- 121- Circle8 RIGHT and back (see note)

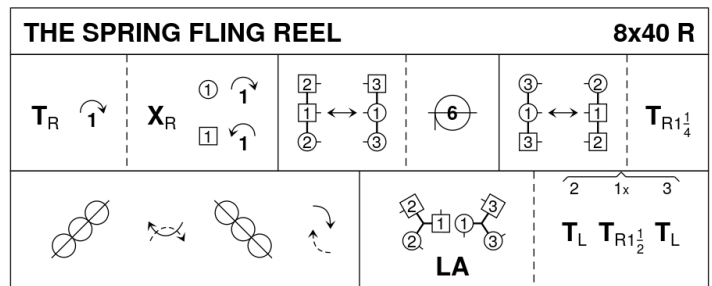


Note: This crib follows the current way of dancing. In the original instructions, the promenade [25-32] is cclw. Bill Hamilton said in 'hindsight' this promenade should be clw, but preferred not to change the official instructions. Bill disapproved of another variant, where the circle [121-128] is continued to the R only.

5 THE SPRING FLING REEL R40 · 3/4L

Samantha Burton: RSCDS L 1 · Crib: E-cribs · Diagram: Keith Rose's Diagrams

- 1-- 1c turn RH | cast off (2c up) ; cross RH and cast R into lines across (1W+2c face 1M+3c)
- 9-- All A&R up/down ; Circle ½ L into lines across
- 17-- All A&R up/down ; 1c turn RH 1¼ to face 1cnr
- 25-- 1c+1cnrs ½ diag Reel4 1c pass Rsh ; repeat with 2cnrs, finish 1M below 1W
- 33-- 2c+1W & 1M+3c LHA ; 2c+3c turn LH as 1c turn RH 1½ (2,1,3)



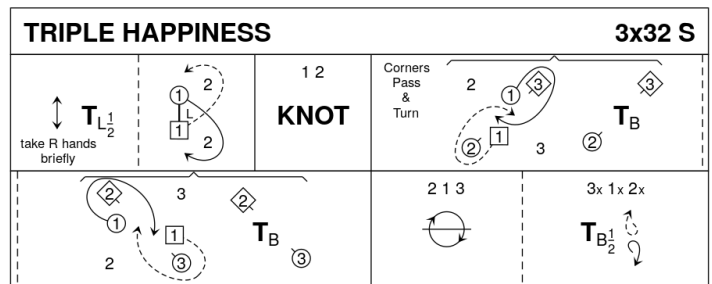
Samantha Burton, 2014, RSCDS Book 50.1

3C/4C longwise set.

6 TRIPLE HAPPINESS S32 · 3/3L

Yoshiki Oyama: RSCDS LII 10 · Crib: E-cribs · Diagram: Keith Rose's Diagrams

- 1-- 1c A&R{1+1} taking (or shaking) RH briefly | turn LH ½ facing down ; cross LH between 2c and cast up to 1pl
- 9-- 1c+2c The Knot, 1c finish facing 1cnrs (2,1,3)
- 17-- Corners Pass and Turn BH (2,1,3)
- 25-- All chase clw ½ ; turn BH ½, face each other | cast R to exchanged places (3,1,2)



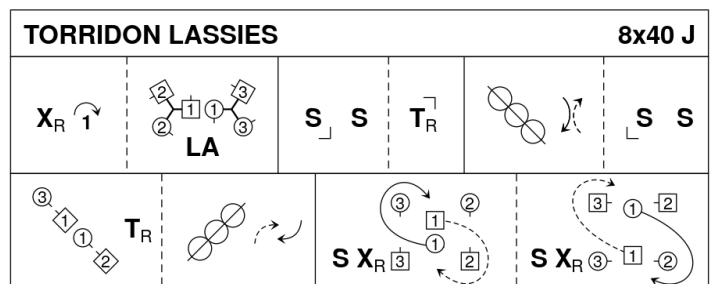
Yoshiki Oyama, 2016, RSCDS Book 52.10

3C/3C longwise set.

7 TORRIDON LASSIES J40 · 3/4L

John Brenchley: Thirty Popular Dances, Volume Two · Crib: E-cribs · Diagram: Keith Rose's Diagrams

- 1-- 1c cross RH | cast off (2c up) ; Teapots L, finish BtoB facing 4cnr
- 9-- SetH&G to 4cnr and P, and face 1cnr ; Turn 1cnr RH and face 2cnr
- 17-- ½ Reel4 on 2diag and face 3cnr ; SetH&G to 3cnr and P and face 4cnr
- 25-- Turn 4cnr RH and face 1cnr ; ½ Reel4 with 1cnrs to meet in centre Rsh to Rsh facing up/dn
- 33-- 1c cast Rsh round 2cnr to 2plx ; ½ Fig8 round 4cnr to 2pl while(8) corners set to P | cross RH ; set facing up/dn and change places RH to (2,1,3)



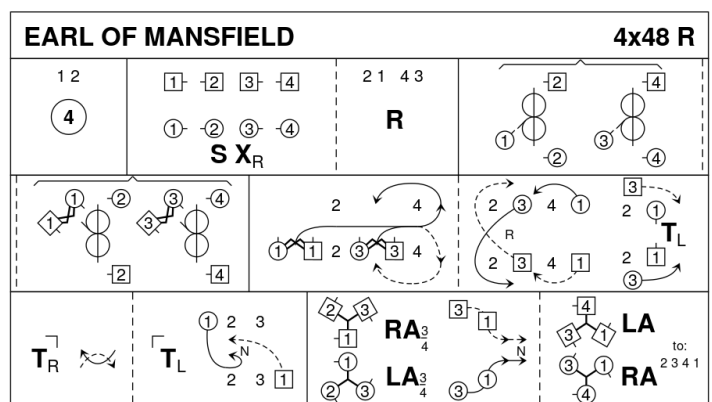
John Brenchley, 2006, The Kangaroo Paw, RSCDS Thirty Popular Dances Vol 2

3C/4C longwise set.

8 THE EARL OF MANSFIELD R48 · 4/4L

John Drewry: The Leaflet Dances with Music · Crib: E-cribs · Diagram: Keith Rose's Diagrams

- 1-- 1c+2c circle4 and back
- 9-- 1c face 2c & 3c face 4c, all set | change places RH ; all set | change back RH (2M+4M face out and up) (1,2,3,4)
- 17-- 1M+2c & 3M+4c Lsh Reels3 across, the M taking P in promhold on [20] ; 1c+3c finish on M side in promhold facing in and down
- 25-- 3c with 1c following dance between 4c, divide & cast up ; 3c cross up between 2c and cast to 3pl (2c up) **while(4)** 1c dance on up and turn LH to face 1cnr
- 33-- 1c turn 1cnrs RH, pass Rsh (cnrs dance 4 bars) ; 1c turn 2cnrs LH, to 2pl facing up NHJ (2,1,3,4)
- 41-- 1M+2M+3M LHA **while(4)** 1W+2W+3W RHA ; 1c breaks to dance down NHJ and 3c follows into ; 1M+3M+4M RHA **while(4)** 1W+3W+4W LHA (to 2,3,4,1)



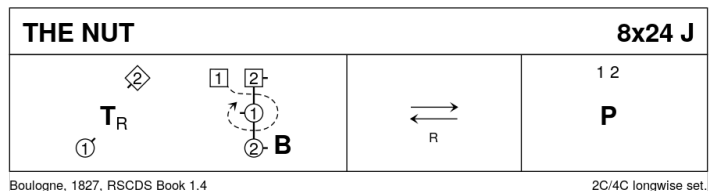
John Drewry, 1980, RSCDS Leaflet 15, RSCDS Thirty Popular Dances Vol 2

4C/4C longwise set.

9 THE NUT J24 · 2/4L

RSCDS 14 · Crib: E-cribs · Diagram: Keith Rose's Diagrams

- 1- 1M+2W RH turn to 1M facing up between 2c facing down ; 1M+2c BiL **while{4}** 1W dances under their arms once round 1M (down on W side, up on M side)
- 9- 1c down the middle and up
- 17- 1c+2c Poussette

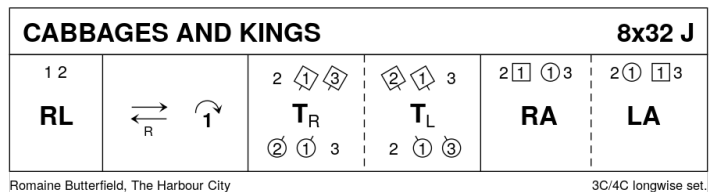


10 INTERVAL

11 CABBAGES AND KINGS J32 · 3/4L

Romaine Butterfield: The Harbour City · Crib: E-cribs · Diagram: Keith Rose's Diagrams

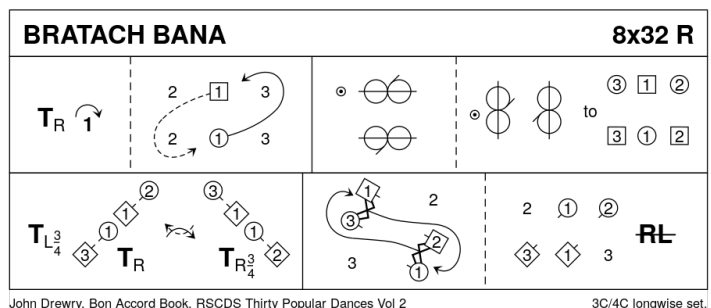
- 1- 1c+2c R&L
- 9- 1c lead down the middle {3} and up {3}, and cast off to sidelines (2c up) (2,1,3)
- 17- Turn 1cnr RH, to sidelines ; Turn 2cnr LH, to sidelines
- 25- 2c+1W & 1M+3c RHA ; 2c+1M & 1W+3c LHA, (2,1,3)



12 BRATACH BANA R32 · 3/4L

John Drewry: Thirty Popular Dances, Volume Two · Crib: E-cribs · Diagram: Keith Rose's Diagrams

- 1- 1c turn RH | cast off (2c up) ; ½ Fig8 to R around 1cnr (to 2,1x,3)
- 9- ½Reel3 on sides (Rsh to 2cnr) ; ½Reel3 across (Lsh to 3cnr position), finish on sides (3x,1,2x)
- 17- 1c turn ¾ LH, Turn 1cnr person (3cnr position) RH ; pass Rsh, turn 2cnr person (4cnr position) ¾ RH to promhold (cnr on the right)
- 25- These pairs change places Rsh | drop LH and turn RH ½ to sidelines ; half diagonal R&L (1st diagonal direction)

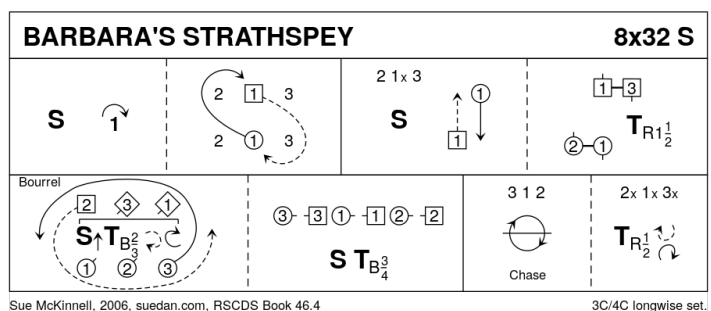


Note: [27-28] was originally 2 PdB in promhold.

13 BARBARA'S STRATHSPEY S32 · 3/4L

Sue McKinnell: RSCDS XLVI 4 · Crib: E-cribs · Diagram: Keith Rose's Diagrams

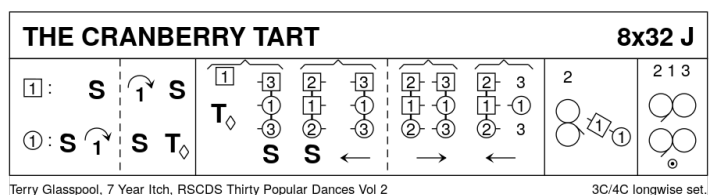
- 1- 1c set | cast (2c up) ; ½ Fig8 L (2,1x,3)
- 9- All set | 1c cross Rsh ; 1c+3cnr turn RH 1½ (to 1,2,3 on M side, 2,3,1 on W side)
- 17- 3C Bourrel: 2W+3M chase cclw half round to midline **while{4}** 1M+3W & 2M+1W set adv | turn BH ¾ and pivot R, all facing P on midline (3,1,2) ; All set | All C turn BH ¾ to sidelines
- 25- All chase clw ½ round ; all turn P RH ½ and twirl R to (2,1,3)



14 THE CRANBERRY TART J32 · 3/4L

Terry Glasspool: Thirty Popular Dances, Volume Two · Crib: E-cribs · Diagram: Keith Rose's Diagrams

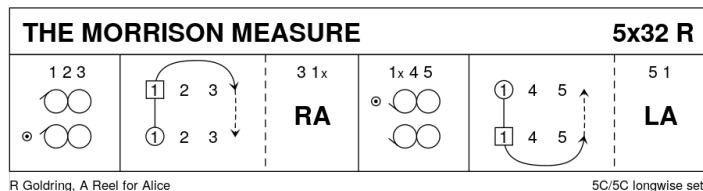
- 1-16 *Fugue*: 1M set | cast (2M up) ; set | petronella to between 3c ; ; set with 3c | advance with 3c ; retire with 3c | advance alone **while{16}** 1W waits {2} and then repeats 1M's [1-14], dancing with 2c, on [16] 1W pivots R to give Rsh to 2W
- 17- 1W with 1M following Reel3 across with 2c, finish (2,1,3)
- 25- Parallel Reels3 on own sides, 1c Rsh to 3c (2,1,3)



15 THE MORRISON MEASURE R32 · 5/5L

Roy Goldring: *A Reel for Alice and Other Social Dances* · Crib: *E-cribs* · Diagram: *Keith Rose's Diagrams*

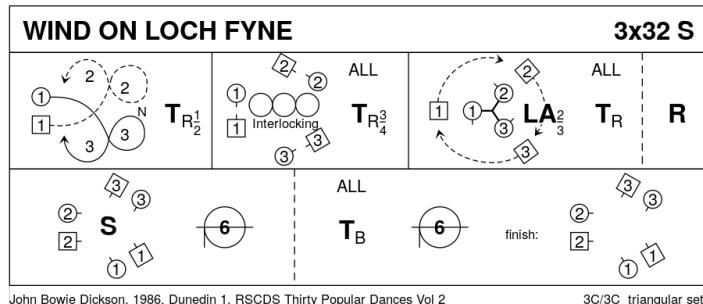
- 1- 1c+2c+3c Rsh Reels3 on the sides, 1W finishes facing out
- 9- 1W, 1M following, casts off 2 and crosses (2c+3c up) ; 3c+1c RHA, 1W faces out (2,3,1x,4,5)
- 17- 1c+4c+5c Lsh Reels3 on the sides, 1W finishes facing out
- 25- 1W, 1M following, casts off 2 and crosses (4c+5c up) ; 5c+1c LHA (2,3,4,5,1)



16 THE WIND ON LOCH FYNE S32 · 3T

John Bowie Dickson: *Thirty Popular Dances, Volume Two* · Crib: *E-cribs* · Diagram: *Keith Rose's Diagrams*

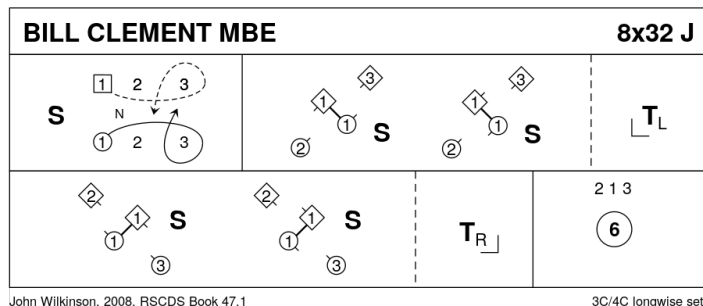
- 1- 1c cross down, 1W / 1M Figs8 round 2c / 3c (pass between, meet & touch NH, out between same couple, cast up, turn RH 1/2 to place.
- 9- All C face P for Rsh interlocking Reels4 (acknowledge P on [12], on [16] turn 3/4 RH into:
- 17- Men LHA 2/3 cclw **while**{2} women dance clw one place | all C turn RH ; repeat to new places (2,3,1).
- 25- All C set NHJ | 1/2 circle6 left ; all C turn BH | 1/2 circle6 left (2,3,1)



17 BILL CLEMENT MBE J32 · 3/4L

John Wilkinson: *RSCDS XLVII 1* · Crib: *E-cribs* · Diagram: *Keith Rose's Diagrams*

- 1- 1c set | dance between 3c (2c up) and cast up to finish side by side LHJ facing 1cnr
- 9- Set to 1cnr and turn inwards and join RH | set to 3cnr ; turn 3cnr LH to face 2cnr RHJ
- 17- Set to 2cnr and turn inwards and join LH | set to 4cnr ; turn 4cnr RH to (2,1,3)
- 25- Circle6 and back



18 THE DEIL AMANG THE TAILORS R32 · 3/4L

RSCDS XIV 7 · Crib: *E-cribs* · Diagram: *Keith Rose's Diagrams*

- 1- 1c+2c set, 1/2 RHA ; set, 1/2 LHA
- 9- 1c lead down the middle and up, 2c step in for
- 17- 1c+2c Allemande
- 25- 2c+1c+3c circle6 and back.

