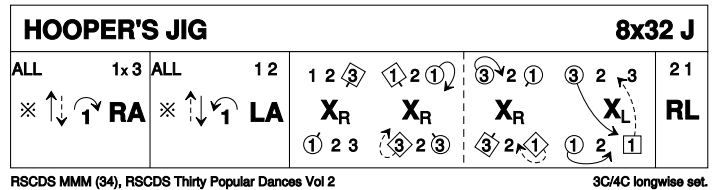


RSCDS Leeds Branch dance 18 January 2025

1 HOOPER'S JIG J32 · 3/4L

Miss Milligan's Miscellany of Scottish Country Dances · Crib: E-cribs · Diagram: Keith Rose's Diagrams

- 1- All clap, 1c cross Rsh and cast off one (2c up) ; 1c+3c RHA
- 9- All clap, 1c cross back Rsh, cast up to own place (2c down) ; 1c+2c LHA
- 17- 1M+3W change places RH | 1W+3M change RH, **while{2}** 1M+3W dance a Rsh loop ; 1M+3W cross back RH **while{2}** 1W+3M loop | 1W+3M cross back LH, 1W to 2pl **while{2}** 1M casts to 2pl (2c up)
- 25- 2c+1c R&L



2 SET & DRINK R32 · 4/4L

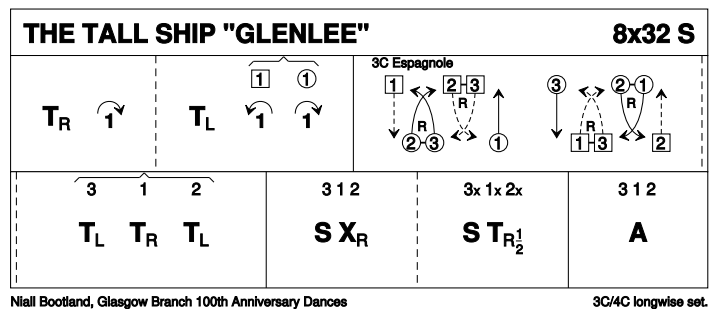
Malcolm Brown: The Russian Collection · Crib: E-cribs

- 1- 1c+2c S&Link ; repeat, 1W faces out
- 9- Variable figure, different every repeat:
1st time: 1W casts below 4W & dances up **while** 1M dances down below 4M & casts up
2nd time: 1c parallel Fig8 on sides, RSh to 2c
3rd time: Reel3 on sides, 1c start RSh to 2c
4th time: RSh Reel4 on sides
- 17- 1c+2c ½ RHA | 1c+3c ½ LHA ; 1c+4c ½ RHA | all clap & cross RH (2,3,4,1)
- 25- Circle8 to L, shout "Yo Ho Ho" & back (2,3,4,1)

3 THE TALL SHIP "GLENLEE" S32 · 3/4L

Niall Bootland: Glasgow Branch 100th Anniversary Dances · Crib: E-cribs · Diagram: Keith Rose's Diagrams

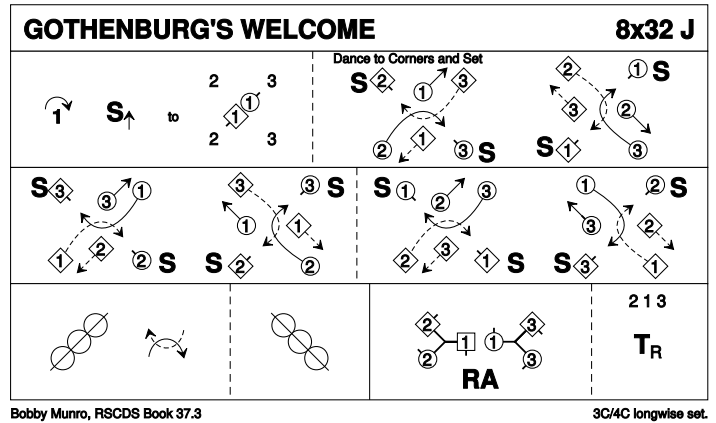
- 1- 1c turn RH | cast off (2c up) ; turn LH | cast L (Mside: 2,3,1; Wside: 1,2,3)
- 9- 3C Espagnole: 2M+3M & 2W+3W lead RHJ to opposite sides & cross **while{2}** 1M & 1W cross singly (Mside: 1W,3W, 2W; Wside: 3M,2M,1M) | repeat same pattern from new positions (3,1,2) ; 3c & 2c turn LH **while{4}** 1c turn RH
- 17- All set | cross RH ; set | ½ turn RH
- 25- 3c+1c+2c Allemande (2,1,3)



4 GOTHENBURG'S WELCOME J32 · 3/4L

Bobby Munro: RSCDS XXXVII 3 · Crib: E-cribs · Diagram: Keith Rose's Diagrams

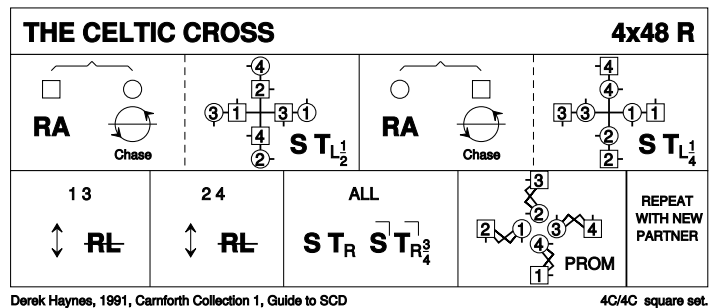
- 1-4 1c cast off one place (2c up) | 1c set advancing to face 1cnrs
- 5-16 Dance to each corner and set ("Free" cnrs set diagonally **while**{2} centre dancers change place Rsh with the facing cnr, who in the centre pass Rsh to face next cnr on R | repeat five times, on alternating diagonals), 1c finish facing 3cnr position)
- 17- 1c ½Reel4 on 1diag, pass Rsh ; ½Reel4 on 2diag (2,1,3)
- 25- 2c+1W & 1M+3c RHA ; 2c+1c+3c turn RH.



5 THE CELTIC CROSS R48 · 4S

Derek Haynes: A Guide to Scottish Country Dancing (ex-Collins) · Crib: E-cribs · Diagram: Keith Rose's Diagrams

- 1- All W RHA **while**{4} all M dance cclw half round ; W keep RHJ and give LH to new M, All set | all turn LH ½ to put M in middle
- 9- All M RHA **while**{4} all W dance cclw half round ; M keep RHJ and give LH to P, all set | turn LH ¼ to new places (3,4,1,2)
- 17- 1c+3c A&R ; ½ R&L to places
- 25- 2c+4c repeat
- 33- All set to P | turn RH to face cnrs ; set to and turn cnr RH to promhold, M inside
- 41- All Promenade cclw, M finish in own places, with the cnr as new P

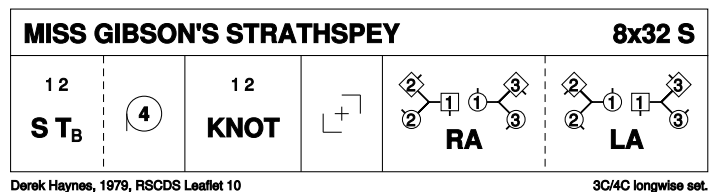


Repeat 3 times, each time with a new partner

6 MISS GIBSON'S STRATHSPEY S32 · 3/4L

Derek Haynes: The Leaflet Dances with Music · Crib: E-cribs · Diagram: Keith Rose's Diagrams

- 1- 1c+2c set | turn BH ; circle4 L
- 9- 1c+2c Knot, 1c finish facing 1cnrs
- 17- Turn CPCP, with final wide ¾ LH turn into
- 25- Teapots R and L (1M+3c & 1W+2c RHA, 1c pass Rsh, cnrs not to sidelines ; 1M+2c & 1W+3c LHA) (2,1,3)

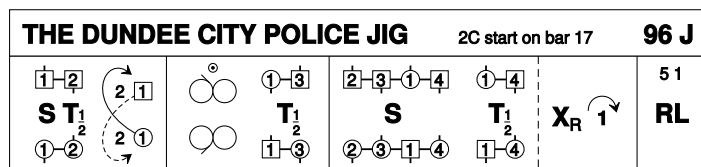


7 THE DUNDEE CITY POLICE JIG

J32 · 5/5L

John W Mitchell: *Whetherly Book 2 · Crib: E-cribs · Diagram: Keith Rose's Diagrams*

Canon. A new top couple starts dancing every 16 bars, and each continues dancing until they reach their original positions, so that the dance starts from the top, and ends from the top. 1c face out after the chord.



- 1- 1c+2c with EH joined set | turn EH ½ ;
1c ½ Fig8 up round 2c (2,1x,3,4,5)
- 9- 1c mirror Reels3 on opposite sides with 2c+3c, 1c starts in and down, at end, 1c turn 3c EH ½
(2,3,1x,4,5, with 2c & 1c facing out)
- 17- 2c+3c+1c+4c BiL | 2c continues as above **while**{6} 1c turn 4c EH ½ , cross RH and cast to 5pl
(5c up)
- 25- 5c+1c R&L (3,4,2x,5,1).

On bar 48 the order will be 4,5,3x,1,2.

On bar 64 the order will be 5,1,4x,2,3.

On bar 80 the order will be 1,2,5x,3,4 and 1c and 2c stop.

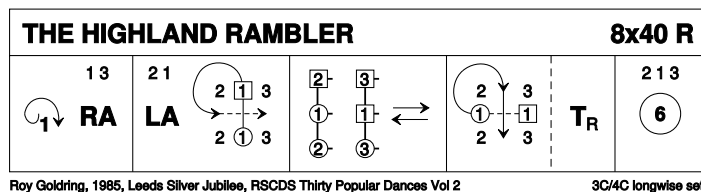
On bar 96 the order will be 1,2,3,4,5, all stopped.

8 THE HIGHLAND RAMBLER

R40 · 3/4L

Roy Goldring: *Thirty Popular Dances, Volume Two · Crib: E-cribs · Diagram: Keith Rose's Diagrams*

- 1- 1c long cast to 2pl (2c up on [3-4] ;
1c+3c RHA (2,1,3)
- 9- 2c+1c LHA, 1W faces out ; 1W
followed by 1M cast up round 2W and
down the middle of set, 1W between
3c and 1M between 2c, all facing down
- 17- In lines of 3 down the middle (all swivel R) and up
- 25- 1M followed by 1W dance up, cast round 2W and into 2pl ; 1c turn RH
- 33- Circle6 and back



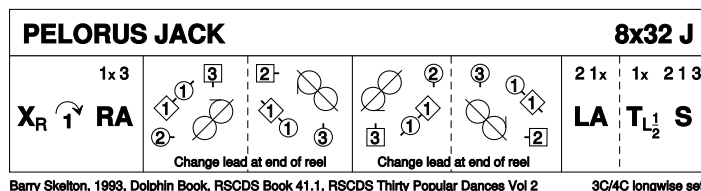
9 INTERVAL

10 PELORUS JACK

J32 · 3/4L

Barry Skelton: *RSCDS XLI 1 · Crib: E-cribs · Diagram: Keith Rose's Diagrams*

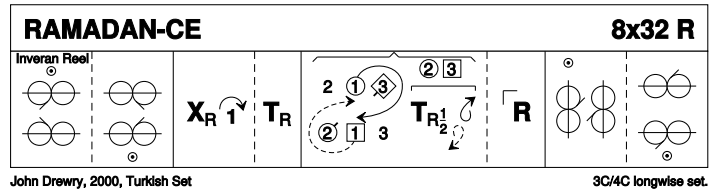
- 1- 1c cross RH, cast (2c up) ; 1c+3c RHA,
finish 1M facing 1c, 1W behind him
- 9- 1c in tandem +1cns ½ diagonal Reel3,
Rsh to 3W (1M & 1W loop R singly for
lead change, so 1W now leads P) ; ½
diagonal Reel3, Rsh to 2W (+ lead
change)
- 17- Continue pattern twice
- 25- 2c+1c LHA ; 1c turn LH ½ | all set (2,1,3)



11 RAMADAN-CE R32 · 3/4L

John Drewry: *The Turkish Set* · Crib: *E-cribs* · Diagram: *Keith Rose's Diagrams*

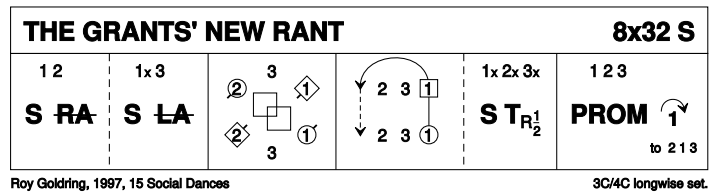
- 1- 1c+2c+3c Inveran Reels (1,2,3)
- 9- 1c cross RH | cast (2c up) ; Turn RH to face 1cnr
- 17- 1c+1cnrs pass Rsh | cnrs turn RH ½ and cast away as 1c meet and pass Rsh to face 2cnrs ; repeat with 2cnrs (3x,1x,2x)
- 25- ½ Reels3 across, 1c Lsh to 3cnr ; ½ Reels3 on the sides, 1c Rsh to 4cnr (2,1,3)



12 THE GRANTS' NEW RANT S32 · 3/4L

Roy Goldring: *15 Social Dances* · Crib: *E-cribs* · Diagram: *Keith Rose's Diagrams*

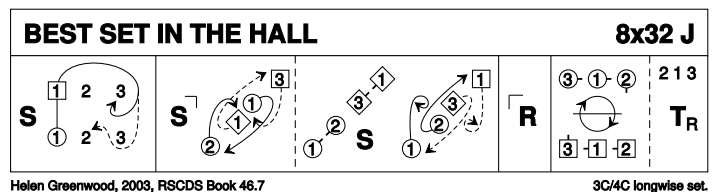
- 1- 1c+2c set | ½ RHA ; 1c+3c set | ½ LHA (2x,3x,1)
- 9- 2c+1c L-Chain up/down the dance, 1W finishes facing out
- 17- 1W, 1M following, cast to top and cross (2c+3c down) to (1x,2x,3x) ; All set | all turn P RH ½ into centre for
- 25- 1c+2c+3c promenade, at end 1c cast off and 2c dance up (2,1,3)



13 BEST SET IN THE HALL J32 · 3/4L

Helen Greenwood: *RSCDS XLVI 7* · Crib: *E-cribs* · Diagram: *Keith Rose's Diagrams*

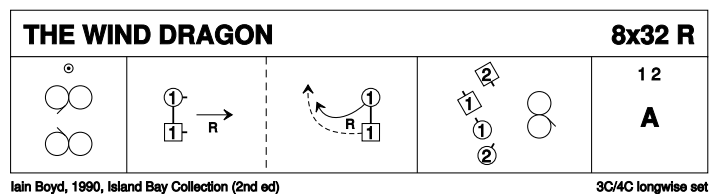
- 1- 1c set | 1W (1M follows) casts off 2, crosses, W dances up behind M line, and M dances up the middle, 1c face 1cnr (2c up)
- 9- 1c set to 1cnr | 1c cast Rsh round each other to 3cnr position **while(2)** 1cnrs dance into centre, and swivel R to face own cnr ; repeat, 1cnrs finishing in exchanged places, and 1c facing 2cnr
- 17- Repeat with 2cnrs (3x,1x,2x)
- 25- All chase clw ½ round ; all turn RH. (2,1,3)



14 THE WIND DRAGON R32 · 3/4L

Iain Boyd: *Island Bay Collection (2nd edition)* · Crib: *MiniCribs* · Diagram: *Keith Rose's Diagrams*

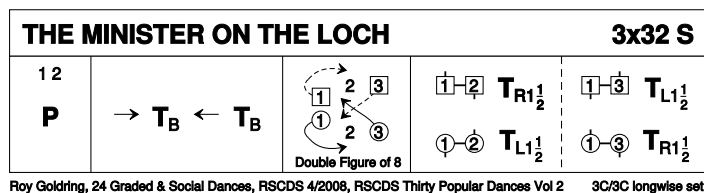
- 1-8 1s cross down to dance reels of 3 on opposite sides & end 1st place opposite sides
- 9-16 1s lead down & back crossing to end facing Ladies side (1M behind 1L)
- 17-24 1s dance Tandem reel of 3 across with 2s (RSh to 2L). 1s end in middle at top with 2s stepping in behind them ready for ...
- 25-32 1s+2s dance Allemande



15 THE MINISTER ON THE LOCH S32 · 3/3L

Roy Goldring: Magazine Dances 2005-2009 · Crib: E-cribs · Diagram: Keith Rose's Diagrams

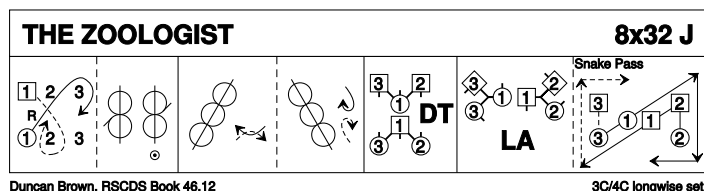
- 1- 1c+2c Pousette
- 9- 1c dance down 2 places, turn BH ; dance up 2 places, turn BH, open upwards and face out
- 17- 1c+3c DblFig8 round 2c, 1c casting, 3c crossing up to begin, 1c finish facing out for
- 25- 1W+2W & 1M+2M turn EH 1½ ; 1c+3c repeat (2,3,1)



16 THE ZOOLOGIST J32 · 3/4L

Duncan Brown: RSCDS XLVI 12 · Crib: E-cribs · Diagram: Keith Rose's Diagrams

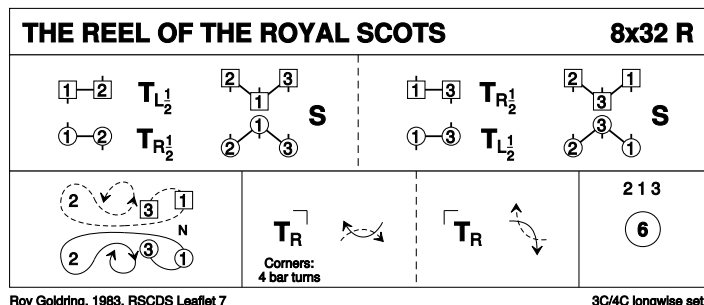
- 1- 1c cross down RH (2c up) and cast R to between end cpl facing 4cnr ; ½ Lsh Reels3 across, 1c face 1cnr (pos)
- 9- ½ Reel4 on 1diag, 1c pass Rsh and face 2cnr pos. ; ½ Reel4 on 2diag, 1c finish BtoB in middle facing opposite side (3, 1x_mid, 2)
- 17- DTr, 1c finish Rsh to Rsh facing opposite side
- 25- 3c+1M & 1W+2c LHA finish as started ; 1M leading 3c & 1W leading 2c dance to 1cnr {1}, 4cnr {2}, 2pl own side {1}, to finish (2,1,3). This is like the "Snake Pass", but with sharp angles, forming the letter "Z" for Zoologist (from a note by the deviser).



17 THE REEL OF THE ROYAL SCOTS R32 · 3/4L

Roy Goldring: The Leaflet Dances with Music · Crib: E-cribs · Diagram: Keith Rose's Diagrams

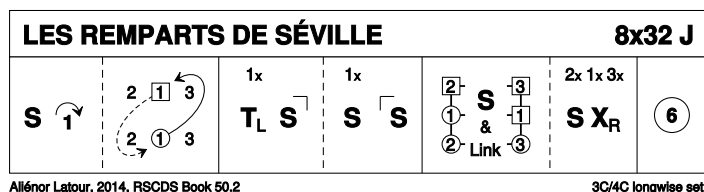
- 1- 1W+2W (1M+2M) turn LH (RH) ½, finishing 1c BtoB in 2pl | All set as in DTr ; 1W+3W (1M+3M) turn RH (LH) ½ | 2c+3c+1c set as in DTr
- 9- 1c followed by 3c dance up between 2c, cast off ; dance NHJ down through 3pl, cast up to 2pl, 3c looping into 3pl (2,1,3)
- 17- 1c turn 1cnrs RH, pass RSh (cnrs dance for {4}) ; turn 2cnrs RH (same), and cross RSh to (2,1,3)
- 25- All circle6 and back (2,1,3)



18 ? LES REMPARTS DE SÉVILLE J32 · 3/4L

Aliénor Latour: RSCDS 50 2 · Crib: E-cribs · Diagram: Keith Rose's Diagrams

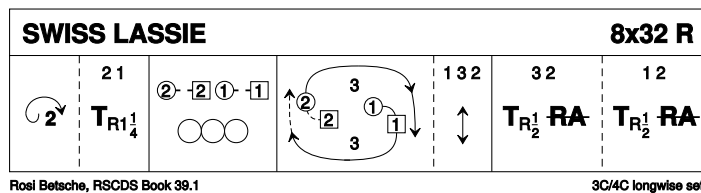
- 1- 1c set | cast off (2c up) ; 1c ½Fig8, Lsh to 1cnr (2,1x,3)
- 9- 1c turn LH to face 1cnrs | 6 bars of set H&G, into lines across
- 17- S&Link3 ; all set | all cross RH
- 25- Circle6 and back (2,1,3)



19 ? SWISS LASSIE R32 · 3/4L

Rosi Betsche: RSCDS XXXIX 1 · Crib: E-cribs · Diagram: Keith Rose's Diagrams

- 1- 1c cast off 2 (dance in to begin) (2c+3c up) ; 2c+1c 1¼ turn RH to midline, facing P
- 9- 2c+1c Reel4 on midline, 2M and 1W end facing opposite side, with P behind
- 17- 2c & 1c chase clw round 3c to (1,3,2) ; All A&R
- 25- 3c+2c turn RH ½, leading into ½ RHA, to sidelines ; 1c+2c repeat (2,1,3)



20 ? THE BYRON STRATHSPEY S32 · 3/3L

John Drewry: Deeside Book Part 2 · Crib: E-cribs · Diagram: Keith Rose's Diagrams

- 1- 1c+2c+3c Petronella Turn into midline, set ; all turn P BH 1¼ to (1,2,3)
- 9- "Teapots": 1c+2W & 2M+3c RHA ; 1c+2M & 2W+3c LHA , to (1,2,3) with 1c facing out and 2c facing up in promhold
- 17- 2c (promhold) +1W+1M Reel3 across (Rsh to 1W), at end all dance in for
- 25- 2c+1c+3c Allemande (to 3,1,2).

