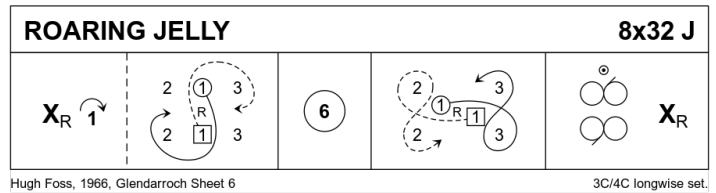


LEEDS CLUB GRAND FINAL DANCE

1 ROARING JELLY J32 · 3/4L

Hugh Foss: *Glendarroch Scottish Dance Sheets* · Crib: *E-cribs* · Diagram: *Keith Rose's Diagrams*

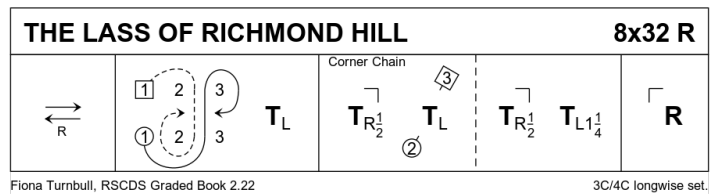
- 1- 1c cross RH | cast off (2c up) ; cross RH, 1c casts R round 3cnr to finish in line across between 2cnr and 3cnr
- 9- Circle6 and back
- 17- 1c change places up/dn RH | Fig8 round 4cnr and 1cnr, start Rsh), finish on sideline facing 2cnr
- 25- 1c Reels3{6} on opposite sides (Rsh to 2cnr) | cross RH



2 THE LASS OF RICHMOND HILL R32 · 3/4L

Fiona Turnbull: *A Second Book of Graded Scottish Country Dances* · Crib: *E-cribs* · Diagram: *Keith Rose's Diagrams*

- 1- 1c lead down the middle and up, and face up in the middle
- 9- 1c cast (2c up) | cross Lsh and dance Rsh round 1cnr | turn P LH to face 1cnr
- 17- 1c+1cnrs cnr-Chain, finish facing 2cnr
- 25- 1c+2cnrs cnr-Chain, finish (2,1,3)



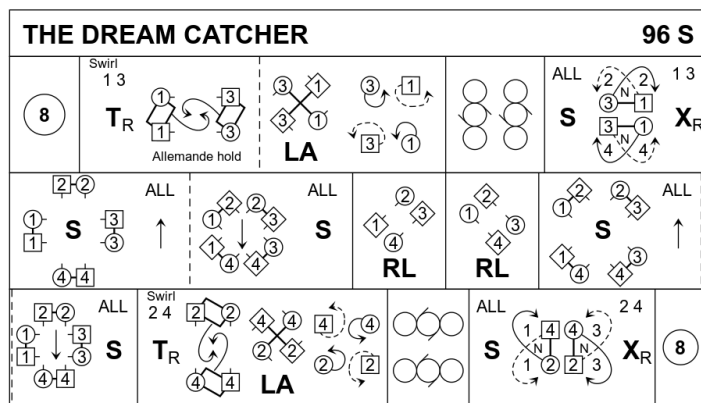
Cnr-Chain: 1c turn cnr RH 1/2 | cnrs turn LH ; 1c turn same cnr RH 1/2 | 1c turn LH to enter next figure

3 THE DREAM CATCHER S96 · 4S

Eileen Orr: RSCDS XLV 9 · Crib: E-cribs · Diagram: Keith Rose's Diagrams

Part 1

- 1– All Circle8 and back
- 9– The Swirl: 1c+3c turn RH into Allemande hold facing in | dance Lsh round other C half way ; 1c+3c LHA, on [16] let go and swivel L to face side couples, BtoB with P, 1c below 3c
- 17– Parallel Rsh Reels4 across, finish as at start
- 25– All set | 1M+3W & 3M+1W NHJ dance out between side couple, cross and cast to own places, change place with P RH



Eileen Orr, 2001, Silver Anniversary Book, RSCDS Book 45.9, RSCDS Thirty Popular Dances Vol 2 4C/4C square set.

Part 2

- 1– All set | advance to middle and form circle ; retire with cnr | set
- 9– 1W+4M & 3W+2M R&L, starting across the set
- 17– 1M+2W & 3M+4W R&L, starting across the set
- 25– All set | advance to middle and form circle ; retire with P | set

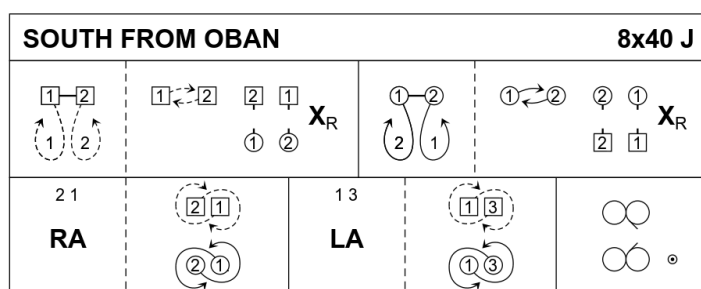
Part 3

- 1-24 2c+4c starting, repeat part 1, 9-32 in the other orientation (The Swirl, Reels4 up/dn, return to places)
- 25– All Circle8 and back

4 SOUTH FROM OBAN J40 · 3/4L

Shirley M Shields: Leeds Branch Tenth Anniversary Book · Crib: MiniCribs · Diagram: Keith Rose's Diagrams

- 1-8 1L+2L lead thru partners, cast back to place & pass RSh to change places & cross RH with opposite partner
- 9-16 1M+2M repeat (2s at top)
- 17-24 2s+1s dance RH across, 1s lead up & cast **while** 2s cast & lead up
- 25-32 1s+3s dance LH across, 1s cast & lead up **while** 3s lead up & cast
- 33-40 2s+1s+3s dance reel of 3 on sides (1s dancing out & up to begin)



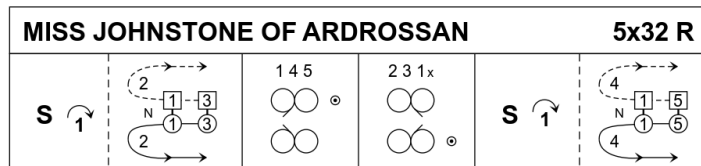
Sheila M Shields, Leeds Branch 10th Anniversary

3C/4C longwise set.

5 MISS JOHNSTONE OF ARDROSSAN R32 · 5/5L

Roy Goldring: *Thirty Popular Dances, Volume Two* · Crib: *E-cribs* · Diagram: *Keith Rose's Diagrams*

- 1- 1c set | cast off (2c up) ; 1c followed by 3c dance up and cast round 2c to (2,3,1,4,5)
- 9- 1c+4c+5c mirror Reels3, 1c cross down to enter, 4c start out and up (2,3,1x,4,5)
- 17- 2c+3c+1c mirror Reels3, 1c cross up to enter, 3c start out and down
- 25- 1c set | cast off to 4pl (4c up) ; 1c followed by 5c dance up and cast round 4c to (2,3,4,5,1)



Roy Goldring, 2000, 14 Social Dances for 2000, RSCDS Thirty Popular Dances Vol 2

5C/5C longwise set.

6 ALEC'S LEGACY S32 · 3/4L

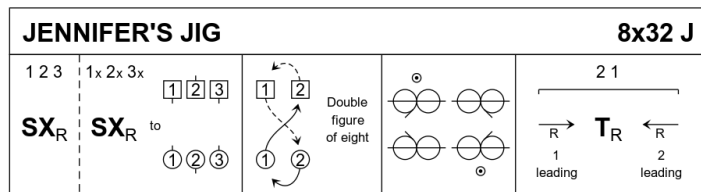
Lesley Enoch: *Leeds Scottish Country Dance Club 65th Anniversary* · Crib: *SCDDDB Contributed Cribs & Diagrams*

- 1-8 1s set, cast 2 places, lead up crossing to 2nd place on opposite side, facing out, 2s step up on bars 5 & 6.
- 9-16 2s, 1st, 3s reel of 3 on sides, 1s out & up, 2s in & down, 3s in & up, 1s finish facing 1st corner.
- 17-24 1s set & turn 1st corner RH, pass partner LSH, set & turn 2nd corner LH, finish in centre of set facing partner.
- 25-28 1s 3/4 TBH & twirl to own side in 2nd place.
- 29-32 2s, 1s, 3s TBH

7 JENNIFER'S JIG J32 · 3/4L

John Drewry: *Bon Accord Book of Scottish Country Dances* · Crib: *E-cribs* · Diagram: *Keith Rose's Diagrams*

- 1- 1c+2c+3c set | cross RH ; repeat & 2c face out
- 9- 1c+2c DblFig8 (1c cross down), at end 2c face out and up (1,2,3)
- 17- 1c+2c+3c Inveran reels (1c cross down, and cross up from the bottom, 2c+3c full reel3 on own side) (1,2,3)
- 25- 1c with 2c following lead down {3}, turn RH ½ {1} ; turn on ½ moving upwards | 2c+1c lead up (to 2,1,3)



John Drewry, 1968, Silver City

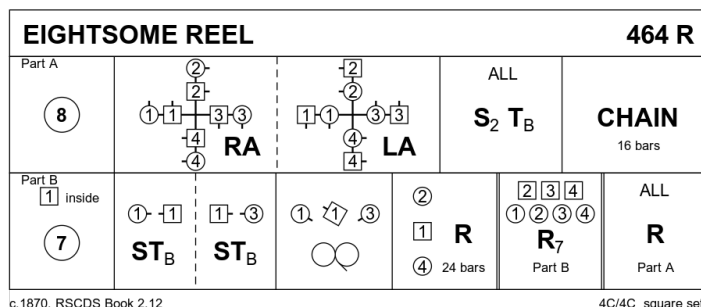
3C/4C longwise set.

8 THE EIGHTSOME REEL R464 · 4S

RSCDS II 12 · Crib: E-cribs · Diagram: Keith Rose's Diagrams

Part A

- 1- All C circle8 and back
- 9- 1W+2W+3W+4W RHA, holding P LH ; all C veer right NHJ to bring M to the middle for LHA back to places, M holding P RH.
- 17- All C set to partners twice ; turn partners once BH, to finish facing partners in original places
- 25-40 All C G-Chain (2 skip change par hand) to own places, finishing facing the centre (no polite turn)



Part B

- 1- 1W moves to centre, and dances alone (any suitable reel steps) **while{8}** 1M+2c+3c+4c circle7 and back
- 9- 1W sets to and turns P BH ; sets to and turns opposite M (3M) BH
- 17- 1W+1M+3M Reel3, 1W starts with Lsh to 1M, 1W stays in the centre at the end
- 25- Repeat bars 1-8
- 33- 1W sets to and turns M on right (4M) BH ; sets to and turns opposite M (2M) BH
- 41- 1W+4M+2M Reel3, 1W starts with Lsh to 4M, at the end 1W resumes her original place, and 2W moves into the centre

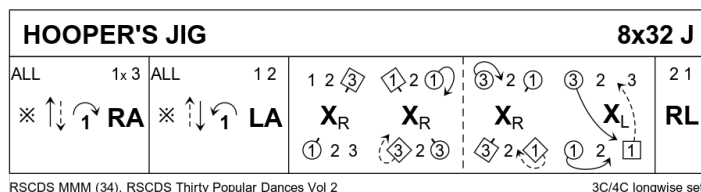
Repeat part B 7 times, with 2W, 3W, 4W, 1M, ... 4M each in turn in the centre. On bars 9- the W/M in the centre first sets to the P, then to the opposite M/W. In bars 33- the W/M first sets to the M/W on the L (seen from inside) of her/his original position, then the M/W opposite.
repeat part A

9 INTERVAL

10 HOOPER'S JIG J32 · 3/4L

Miss Milligan's Miscellany of Scottish Country Dances · Crib: E-cribs · Diagram: Keith Rose's Diagrams

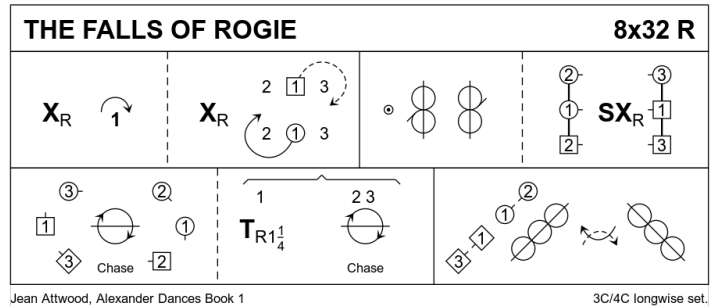
- 1- All clap, 1c cross Rsh and cast off one (2c up) ; 1c+3c RHA
- 9- All clap, 1c cross back Rsh, cast up to own place (2c down) ; 1c+2c LHA
- 17- 1M+3W change places RH | 1W+3M change RH, **while{2}** 1M+3W dance a Rsh loop ; 1M+3W cross back RH **while{2}** 1W+3M loop | 1W+3M cross back LH, 1W to 2pl **while{2}** 1M casts to 2pl (2c up)
- 25- 2c+1c R&L



11 THE FALLS OF ROGIE R32 · 3/4L

Jean Attwood: *Alexander Dances Book 1* · Crib: *E-cribs* · Diagram: *Keith Rose's Diagrams*

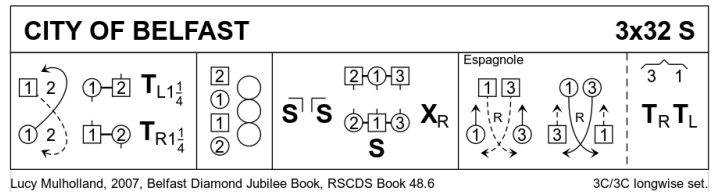
- 1- 1c cross RH | cast (2c up) ; cross RH | cast R (M up, W down)
- 9- ½ Reels3 across (Lsh to 2cnr) ; set in lines across | all cross up/down RH
- 17- Corners chase once clw **while{8}** 1c chase half way clw and turn RH 1¼ to face 1cnr positions
- 25- ½ diag. Reel4 with 1cnrs, 1c pass Rsh ; ½ diag. Reel4 with 2cnrs, 1c passing Rsh to 2pl.



12 CITY OF BELFAST S32 · 3/3L

Lucy Mulholland: *RSCDS XLVIII 6* · Crib: *E-cribs* · Diagram: *Keith Rose's Diagrams*

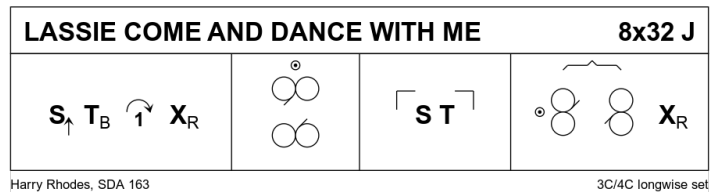
- 1- 1c ½ Fig8 round 2c ; 1c turn 2c EH 1¼ into line across, 1c in the middle
- 9- 1c+2c Reel4, finish 2c in 1pl and 1c (last pass is Lsh) facing 1cnr
- 17- 1c set to 1cnr | set to 2cnr, dancing R into sideline (2,1x,3) ; All set | 1c cross RH
- 25- 1c+3c Espagnole (2,3,1)



13 LASSIE COME AND DANCE WITH ME J32 · 3/4L

Harry Rhodes: *Scottish Dance Archives* · Crib: *E-cribs* · Diagram: *Keith Rose's Diagrams*

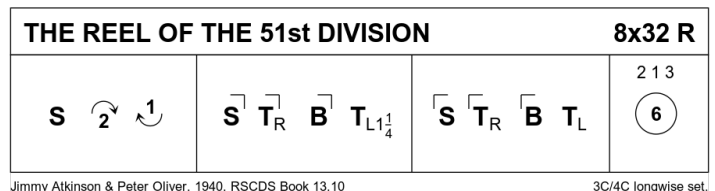
- 1- 1c set | turn BH ; cast off one (2c up), cross RH and face out (2,1x,3)
- 9- Reels3 on the sides (Rsh to 1cnr), 1c finish facing 1cnrs
- 17- 1c set to and turn corners
- 25- 2c+1c+3c Reels3{6} across (Lsh to 3cnr, i.e. 1M up, 1W down) | 1c cross RH (2,1,3)



14 THE REEL OF THE 51ST DIVISION R32 · 3/4L

James Edward McCartney Atkinson: *RSCDS XIII 10* · Crib: *E-cribs* · Diagram: *Keith Rose's Diagrams*

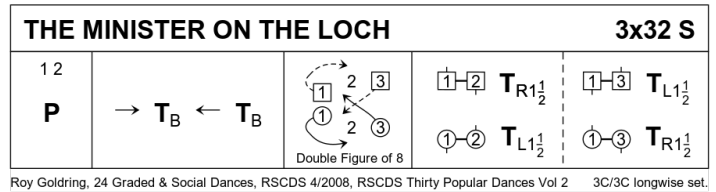
- 1- 1c set | cast off two places (2c up) and lead up to 1cnrs
- 9- 1c set to 1cnr | turn 1cnr RH and join LH in the middle ; BiL | turn 1¼ LH to 2cnrs
- 17- Repeat with 2cnrs | cross to (2,1,3)
- 25- 2c+1c+3c circle6 and back.



15 THE MINISTER ON THE LOCH S32 · 3/3L

Roy Goldring: Magazine Dances 2005-2009 · Crib: E-cribs · Diagram: Keith Rose's Diagrams

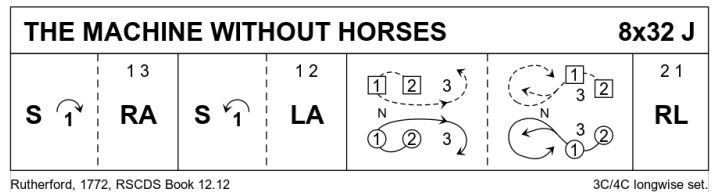
- 1- 1c+2c Poussette
- 9- 1c dance down 2 places, turn BH ; dance up 2 places, turn BH, open upwards and face out
- 17- 1c+3c DbIFig8 round 2c, 1c casting, 3c crossing up to begin, 1c finish facing out for
- 25- 1W+2W & 1M+2M turn EH 1½ ; 1c+3c repeat (2,3,1)



16 THE MACHINE WITHOUT HORSES J32 · 3/4L

David Rutherford: RSCDS XII 12 · Crib: E-cribs · Diagram: Keith Rose's Diagrams

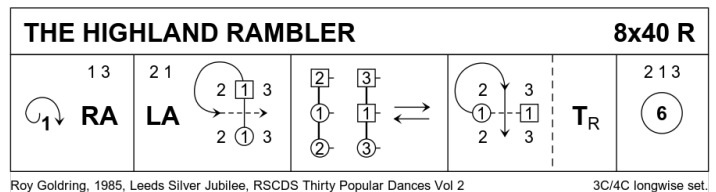
- 1- 1c set | cast off (2c up) ; 1c+3c RHA
- 9- 1c set | cast up (2c down) ; 1c+2c LHA
- 17- 1c followed by 2c dance between 3c, cast up round them, dance up, 1c cast off to 2pl, **while** 2c dance into 1pl (no loops)
- 25- 2c+1c R&L



17 THE HIGHLAND RAMBLER R40 · 3/4L

Roy Goldring: Thirty Popular Dances, Volume Two · Crib: E-cribs · Diagram: Keith Rose's Diagrams

- 1- 1c long cast to 2pl (2c up on [3-4] ; 1c+3c RHA (2,1,3)
- 9- 2c+1c LHA, 1W faces out ; 1W followed by 1M cast up round 2W and down the middle of set, 1W between 3c and 1M between 2c, all facing down
- 17- In lines of 3 down the middle (all swivel R) and up
- 25- 1M followed by 1W dance up, cast round 2W and into 2pl ; 1c turn RH
- 33- Circle6 and back

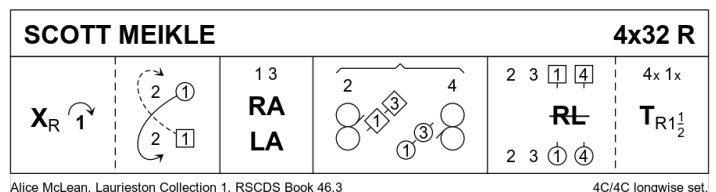


18 EXTRAS

19 SCOTT MEIKLE R32 · 4/4L

Alice McLean: RSCDS XLVI 3 · Crib: E-cribs · Diagram: Keith Rose's Diagrams

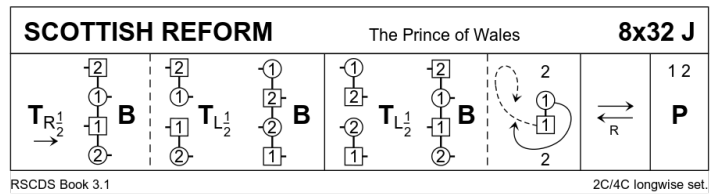
- 1- 1c cross RH | cast (2c up) ; ½ Fig8 up (2,1,3,4)
- 9- 1c+3c RHA, LHA (2,1,3,4)
- 17- Lsh opposing Reels3 across: (1W+3W behind dancing as one) with 2c and (3M+1M behind) with 4c (to 2,3,1,4)
- 25- 1c+4c ½ R&L ; turn RH 1½ (2,3,4,1)



20 SCOTTISH REFORM J32 · 2/4L

RSCDS III 1 · Crib: E-cribs · Diagram: Keith Rose's Diagrams

- 1- 1c ½ RH turn to finish between 2c, 2c+1c BiL ; drop RH and turn LH half round, 1c+2c BiL
- 9- Repeat bars 5-8 ; 1c turn ¾ RH to places, curving into
- 17- 1c lead down the middle and up
- 25- 1c+2c Poussette



21 THE BELLE OF BON ACCORD S32 · 4/4L

John Drewry: Deeside Book Part 2 · Crib: E-cribs · Diagram: Keith Rose's Diagrams

- 1- 1M cross, cast off round 2W to finish in the middle facing up **while{4}** 1W crosses between 2M and 3M, casts up to the middle facing down **while{4}** 3c do the same round 4c (2c & 4c step up ½ place) ; 1c+2c & 3c+4c RHA
- 9- 1c+3c Reel4 in the centre of the dance
- 17- 1c+3c turn ¾ RH to finish facing up NHJ **while{2}** 2c & 4c dance up ½ place on the sides and in to face down NHJ. All set ; 2c+1c & 4c+3c circle4 L (to sidelines 2,1x,4,3x)
- 25- 1c/3c lead up & cross between 2c/4c and cast off one ; 1c+3c turn BH, opening to face down | 1c dance to 4pl **while{2}** 3c cast up to 2pl. (2,3,4,1)

