

# Leeds October Branch Dance

**1 GOOD HEARTED GLASGOW J32 · 3/4L**

*Peter Knapman: Collins Pocket Reference: Scottish Country Dancing · Crib: E-cribs · Diagram: Keith Rose's Diagrams*

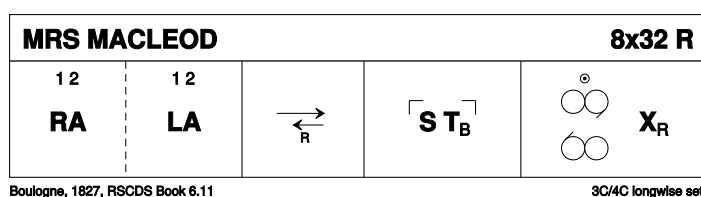
- 1- 1c turn RH | cast off (2c up) ; turn LH  
1¼
- 9- Teapots R ; and L (2c+1W & 1M+3c  
RHA ; 2c+1M & 1W+3c LHA)
- 17- 1c lead down and up (2,1,3)
- 25- Circle6 and back



**2 MRS MACLEOD** R32 · 3/4L

RSCDS VI 11 · Crib: E-cribs · Diagram: Keith Rose's Diagrams

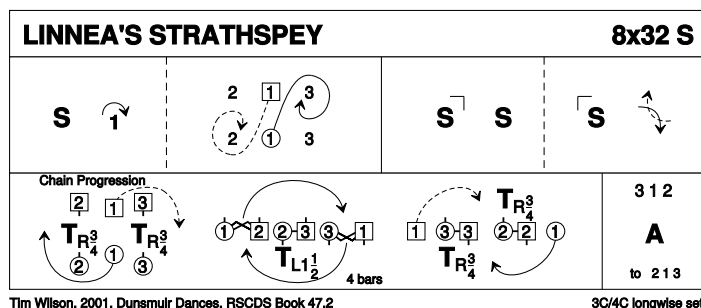
- 1-** 1c+2c RHA ; LHA
- 9-** 1c lead down the middle (2c up) ; and up to face 1cnrs
- 17-** 1c set to and turn corners, finish between corners
- 25-** LSh Reels3{6} on the sides, 1c cross RH (2,1,3)



### 3 LINNEA'S STRATHSPEY S32 · 3/4L

*Tim Wilson: RSCDS XLVII 2 · Crib: E-cribs · Diagram: Keith Rose's Diagrams*

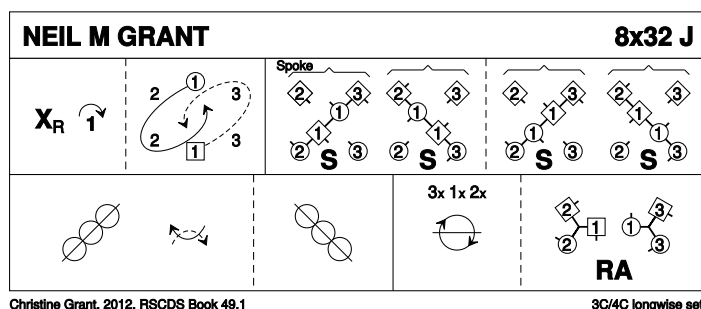
- 1-** 1c set | cast off (2c up) ; pass P LSh | dance RSh round 1cnrs to face 1cnrs
- 9-** SetH&G. On [15-16] 1c pass P RSh to 2pl and face out (2,1,3)
- 17-** 3C Chain Progression finishing in centre into promhold (3,1,2)
- 25-** 3C Allemande (2,1,3)



**4 NEIL M GRANT** J32 · 3/4L

Christine Grant: RSCDS XLIX 1 · Crib: E-cribs · Diagram: Keith Rose's Diagrams

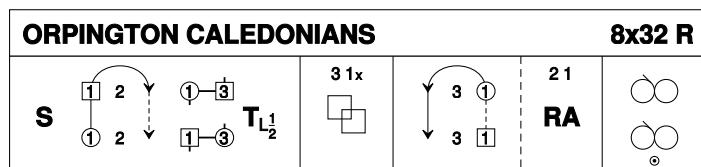
- 1-** 1c cross RH | cast off (2c up) ; ½ Fig8 R (round 3cnr) to join with P LH and 1cnrs RH
- 9-** The Spoke: BiL{1}, advance LHJ cclw to next cnr {1} | repeat 3 times, finish facing 1cnr
- 17-** 1c+1cnrs ½ diag Reel4, pass Rsh ; 1c+2cnrs ½ Diag Reel4 (3x,1x,2x)
- 25-** all chase clw half round ; teapots R (2,1,3)



## 5 ORPINGTON CALEDONIANS R32 · 3/4L

John Branchley: RSCDS XLIX 2 · Crib: E-cribs · Diagram: Keith Rose's Diagrams

- 1– 1c set | 1W followed by 1M cast off 1pl (2c up on 5–6) and cross | 1c+3c turn LH ½ on sidelines (1M+3M face out) (2,3,1x)
- 9– 3c+1c L-Chain (1M face out)
- 17– 1M followed by 1W cast up (3c down on 19–20) and cross ; 2c+1c RHA (1M+2W face out) (2,1,3)
- 25– Reels3 on the sides, 1c Lsh to 3c (2,1,3)



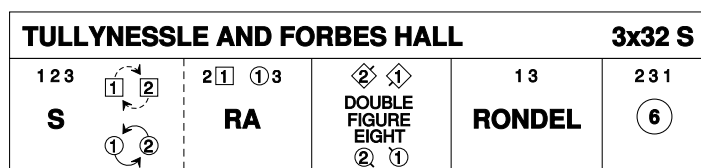
John Branchley, 1987, RSCDS Book 49.2

3C/4C longwise set.

## 6 TULLYNESSLE AND FORBES HALL S32 · 3/3L

Edna Ewen: RSCDS LIV 6 · Crib: MiniCribs · Diagram: Keith Rose's Diagrams

- 1-8 1s+2s+3s set, 1s cast as 2s dance up. 1L+2s also 1M+3s dance RH across, 2s face out.
- 9-16 2s +1s dance double Fig 8 (1s cross up, 2s cast off), 1s finish in middle facing down NHJ, 3s step in to face 1s NHJ
- 17-24 1s+3s dance Rondel.
- 25-32 2s+3s+1s circle 6H round and back.



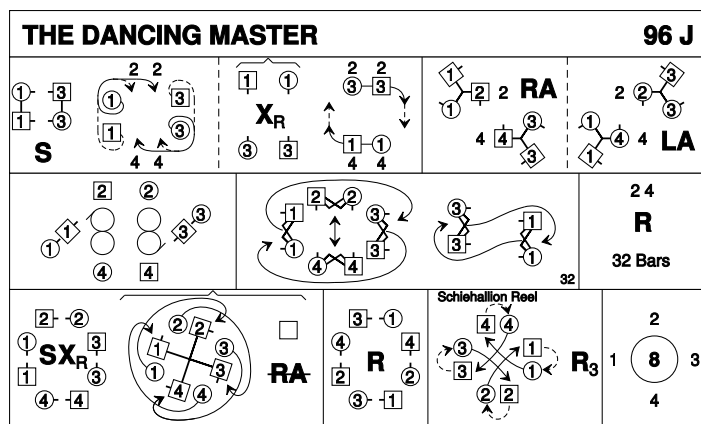
Edna Ewen, 2008, RSCDS Book 54, 9 for 90 RSCDS Aberdeen Branch

3C/3C longwise set.

## 7 THE DANCING MASTER J96 · 4S

John Drewry: Thirty Popular Dances, Volume Two · Crib: E-cribs · Diagram: Keith Rose's Diagrams

- 1– 1c set to 3c | both cast ¼ clw into the middle and face across ; 1c+3c cross RH | chase clw to P's place facing clw
- 9– 1c+2W & 3c+4W RHA (1c+3c, W leading, pass through own place into) ; 1c+4M & 3c+2M LHA , finish again in P's place
- 17– 1c & 3c (W leading M) Rsh Reels3 with the same two corners (1c+2W+4M, 3c+4W+2M), 1c+3c face out in P's place, 2c+4c face in and all take promhold
- 25– 1c+3c chase clw half round, **while**{4} 2c+4c A&R ; 1c & 3c pass Rsh to own place
- 33–64 2c+4c repeat [1–32]
- 65– All set to P | change places RH (M face out) ; all W ½RHA and dance out to W place ¾ clw from the start **while**{4} all M dance one place clw, to meet "opposite partner"
- 73– Repeat [65–72] with new partner (to 3,4,1,2)
- 81– Half Schiehallion Reel (to own places)
- 89– All circle8 and back.



John Drewry, 1989, Donside Book, RSCDS Thirty Popular Dances Vol 2

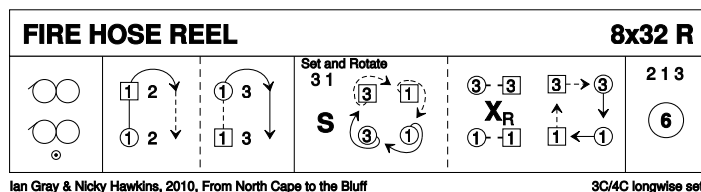
4C/4C square set.

Note by Drewry: On [65–68] and [69–72] the W use RH twice. This can be avoided by substituting: [65–68] "All set to P | change places passing Rsh, (M face out)"

## 8 FIRE HOSE REEL R32 · 3/4L

Gray, I. and Hawkins, N.: From North Cape to the Bluff · Crib: SCDDDB Contributed Cribbs & Diagrams · Diagram: Keith Rose's Diagrams

- 1-8 1c+2c+3c RSh reels of 3 (1W face out)  
 9-16 1W followed by 1M cast off and cross to 2nd place opposite side (2c up 3-4) | 1M followed by 1W cast off and cross to 3rd place own side (3c up 7-8)  
 17-24 3c+1c set and rotate  
 25-32 2c+1c+3c Circle6 and back

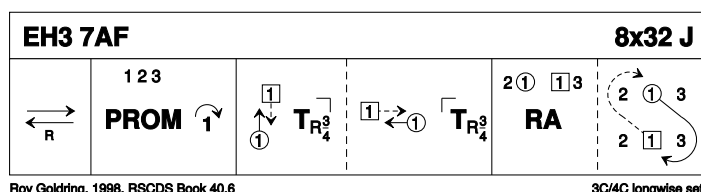


## Interval

## 9 EH3 7AF J32 · 3/4L

Roy Goldring: RSCDS XL 6 · Crib: E-cribs · Diagram: Keith Rose's Diagrams

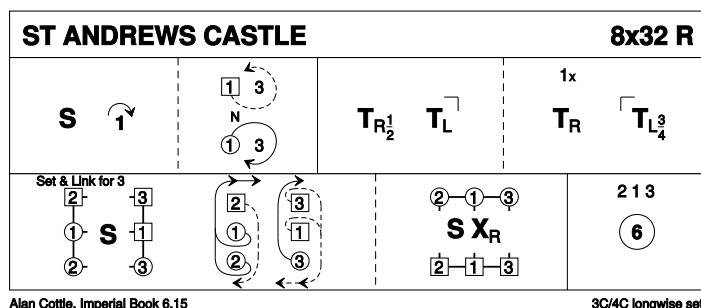
- 1- 1c lead down the middle and up, on [8]  
 2c+3c step in for  
 9- 1c+2c+3c Promenade, at end 1c cast off (to 2,1,3)  
 17- 1c cross Rsh | turn 1c nr RH ; cross up/ dn Rsh | turn 2c nr RH (2,1x,3)  
 25- 2c+1M & 1W+3c RHA ; 1c ½Fig 8 Rsh round 4c nr (2,1,3)



## 10 ST ANDREWS CASTLE R32 · 3/4L

Alan Cottle: Imperial Book of Scottish Country Dances - Volumes 4, 5 and More · Crib: E-cribs · Diagram: Keith Rose's Diagrams

- 1- 1c set | cast (2c up) ; dance between 3c and cast up (2,1,3)  
 9- 1c turn P RH | turn 1c nr LH ; turn P RH | turn 2c nr LH into facing lines across  
 17- S&Link3 ; all set | all cross RH (2,1,3)  
 25- Circle6 and back (2,1,3)



## 11 MISS MILLIGAN'S STRATHSPEY S32 · 3/4L

RSCDS: The Leaflet Dances with Music · Crib: E-cribs · Diagram: Keith Rose's Diagrams

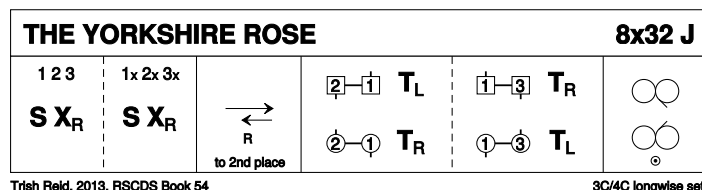
- 1- 1c+2c circle4 L, finish NHJ 1c facing 2c ; set, 1c turning in to face up | 1c cast off, 2c dance up (2,1,3)  
 9- Mirror Reels3 on the sides, 1c start down and in, join hands when possible, 2c+3c finish with loops  
 17- 2c+1c+3c set | 2c+1c ½ LH turn and face down ; lead (LHJ) down, cross below 3c and cast up (1,2,3)  
 25- 1c+2c the Knot. (2,1,3)



## 12 THE YORKSHIRE ROSE J32 · 3/4L

Trish Reid: RSCDS LIV 1 · Crib: MiniCribbs · Diagram: Keith Rose's Diagrams

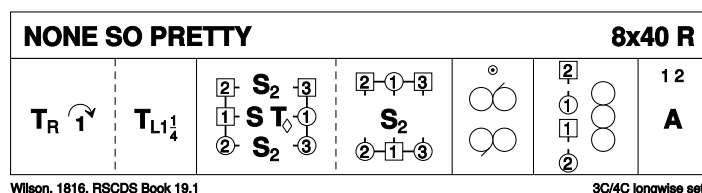
- 1-8 1s+2s+3s set & cross RH, repeat back to places
- 9-16 1s lead down the middle then lead up to 2nd places (2s step up 11-12)
- 17-24 2s+1s turn (Men RH, Ladies LH), 1s+3s turn (Men LH, Ladies RH)
- 25-32 2s+1s+3s dance reflection reels of 3 on sides with 1s out/up, 2s in/down down to start (2nd time through the 1s continue the reel into 4th place)



## 13 NONE SO PRETTY R40 · 3/4L

Thomas (19C) Wilson: RSCDS XIX 1 · Crib: E-cribs · Diagram: Keith Rose's Diagrams

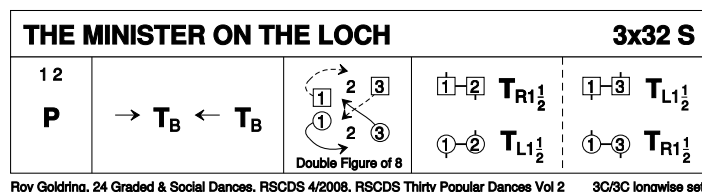
- 1- 1c turn RH, cast off (2c up) ; turn 1¼ LH to finish 1W/1M between 2c/3c
- 9- Set twice in lines across, on [11-12] 1c petronella to opposite sidelines ; 2c+1c+3c set twice (2,1x,3)
- 17- Reels3 on sidelines (Rsh to 2cnrs), 1c finish BtoB between 2c facing opposite side (no loops at the end)
- 25- 1c+2c Reel4 across, at end 1c meet as 2c curves down into
- 33- 1c+2c Allemande (2,1,3)



## 14 THE MINISTER ON THE LOCH S32 · 3/3L

Roy Goldring: Magazine Dances 2005-2009 · Crib: E-cribs · Diagram: Keith Rose's Diagrams

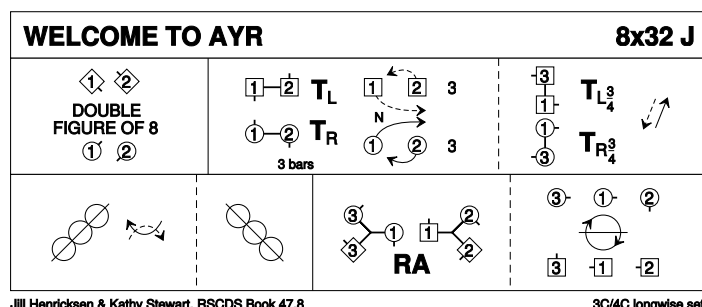
- 1- 1c+2c Pousette
- 9- 1c dance down 2 places, turn BH ; dance up 2 places, turn BH, open upwards and face out
- 17- 1c+3c DbFig8 round 2c, 1c casting, 3c crossing up to begin, 1c finish facing out for
- 25- 1W+2W & 1M+2M turn EH 1½ ; 1c+3c repeat (2,3,1)



## 15 WELCOME TO AYR J32 · 3/4L

Jill Henriksen/Kathy Stewart: RSCDS XLVII 8 · Crib: E-cribs · Diagram: Keith Rose's Diagrams

- 1- 1c+2c DbFig8, 1c crossing down to start, at end 2c face out
- 9- 1c+2c turn EH 1¼ on side (2c to 1pl) and 1c face down NHJ ; 1c dance down and turn 3c EH, 3c finish in 3pl and 1c facing 1cnr
- 17- 1c+1cnrs ½ diag. Reel4 and pass Rsh ; repeat with 2cnrs, 1c finish on midline Lsh to Lsh facing own side
- 25- 3c+1M & 1W+2c RHA (3x,1x,2x) ; All chase clw ½ round (2,1,3)

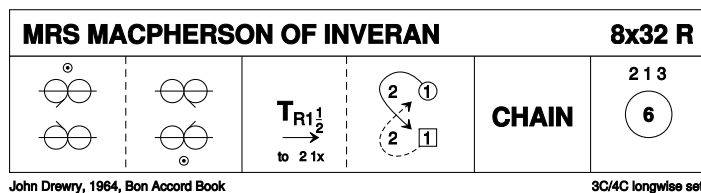


## 16 MRS MACPHERSON OF INVERAN

R32 · 3/4L

John Drewry: Bon Accord Book of Scottish Country Dances · Crib: E-cribs · Diagram: Keith Rose's Diagrams

- 1- 1c+2c+3c Inveran Reels3 (1c crossing top and bottom)
- 9- 1c turn RH 1½ into 2plx facing out (2c up) ; 1c cast up round 2c and cross down to (2,1,3)
- 17- G-Chain (2c cross)
- 25- Circle6 and back (2,1,3)

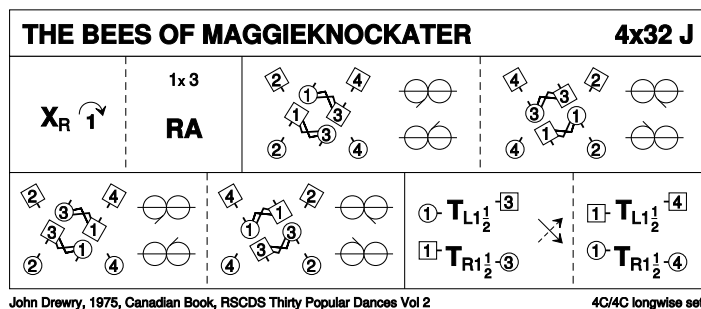


## 17 [?] THE BEES OF MAGGIEKNOCKATER

J32 · 4/4L

John Drewry: Thirty Popular Dances, Volume Two · Crib: E-cribs · Diagram: Keith Rose's Diagrams

- 1- 1c cross RH | cast off (2c up) ; 1c+3c RHA, finish as pairs 1M+3W & 3M+1W facing out on W/M side in promhold
- 9- Pairs+ 2c+4c Rsh ½Reels3 on sides ; pairs meet & take P in promhold for Lsh ½Reels3 on sides
- 17- Meet and repeat (as pairs Rsh ½Reels3 ; with P Lsh ½Reels3)
- 25- 1c (passing inside) turn 3c 1½ Easy Hand ; 1c cross and passing inside turn 4c EH 1½ (to 2,3,4,1)

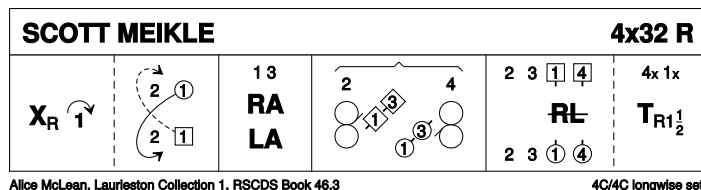


## 18 [?] SCOTT MEIKLE

R32 · 4/4L

Alice McLean: RSCDS XLVI 3 · Crib: E-cribs · Diagram: Keith Rose's Diagrams

- 1- 1c cross RH | cast (2c up) ; ½ Fig8 up (2,1,3,4)
- 9- 1c+3c RHA, LHA (2,1,3,4)
- 17- Lsh opposing Reels3 across: (1W+3W behind dancing as one) with 2c and (3M+1M behind) with 4c (to 2,3,1,4)
- 25- 1c+4c ½ R&L ; turn RH 1½ (2,3,4,1)



## 19 [?] MISS ELEANOR

S32 · 3/3L

Ann Dix: RSCDS XLIX 5 · Crib: E-cribs · Diagram: Keith Rose's Diagrams

- 1- Mirror Reels3 on the sides, 2c start out and up
- 9- 1c set | cast off (2c up) ; turn RH and cast R (2M steps down, 3W up), (to 1,2,3 on M side, 2,3,1 on W side)
- 17- 3 couple Bourrel (3,1,2)
- 25- Circle6 and back (3,1,2)

