

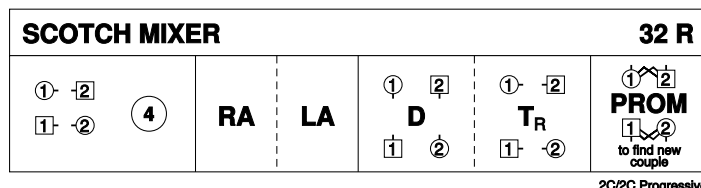
Mon Xmas Dance 2023

1 SCOTCH MIXER R32 · 2RR

Source unknown · Crib: E-cribs · Diagram: Keith Rose's Diagrams

Couple face couple round the room

- 1- All Circle4 and back
- 9- All RHA ; LHA. All face P
- 17- All dance BtoB and finish as on [1] ; all turn opposite person RH into promhold
- 25- All promenade round the room to find new couple

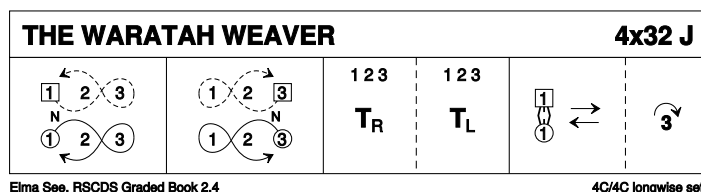


2 THE WARATAH WEAVER J32 · 4/4L

Elma See: A Second Book of Graded Scottish Country Dances · Crib: E-cribs · Diagram: Keith Rose's Diagrams

Can be danced in a 3C, 4C or 5C set

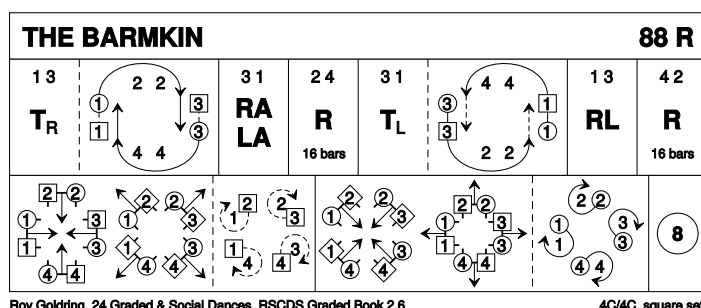
- 1- 1c Fig8 on own sides (start in & down)
- 9- Bottom couple Fig8 on own sides (start in & up)
- 17- All turn P RH ; LH
- 25- 1c slip down | and up to top ; 1c long cast to bottom (other couples up)



3 THE BARMKIN R88 · 4S

Roy Goldring: A Second Book of Graded Scottish Country Dances · Crib: E-cribs · Diagram: Keith Rose's Diagrams

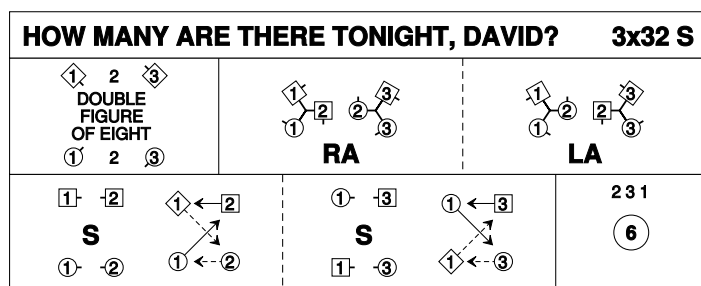
- 1- 1c+3c turn RH and face clw ; chase ½ round set into
- 9- 3c+1c RHA ; LHA to exchanged places (3,2,1,4)
- 17-32 2c+4c repeat [1-16] (3,4,1,2)
- 33- 1c+3c turn LH and face cclw ; chase ½ round set to own places
- 41- 1c+3c R&L (1,4,3,2)
- 49-64 2c+4c repeat [33-48] (1,2,3,4)
- 65- All C NHJ advance | retire "diagonally" NHJ with cnr ; all W dance clw round their cnr
- 73- All pairs advance | retire NHJ with P to places ; all M dance clw round P
- 81- All circle8 and back



4 HOW MANY ARE THERE TONIGHT, DAVID? S32 · 3/3L

Barbara Handley: 75th Anniversary Dances - Manchester 75th · Crib: E-cribs · Diagram: Keith Rose's Diagrams

- 1- 1c+3c (casting) DbIFig8 round 2c (1,2,3)
- 9- 1c+2W & 2M+3c RHA ; 1c+2M & 1W+3c LHA ("Teapots R and L")
- 17- 1c facing 2c set | 1c cross down as 2c dance up ; 1c+3c repeat (2,3,1)
- 25- Circle6 and back (2,3,1)



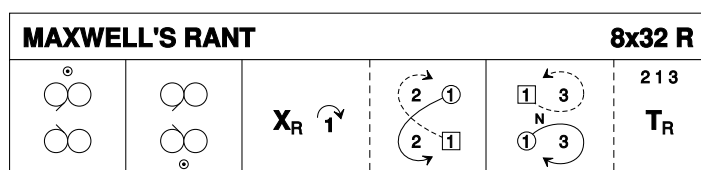
Barbara Handley, 2009, Manchester RSCDS 75th Anniversary

3C/3C longwise set.

5 MAXWELL'S RANT R32 · 3/4L

David Rutherford: RSCDS XVIII 10 · Crib: E-cribs · Diagram: Keith Rose's Diagrams

- 1- Mirror Reels3 on the sidelines (1c cross down) (1x,2,3)
- 9- 1c cross back into mirror Reels3 on own sides
- 17- 1c cross RH | cast (2c up) ; ½ Fig8 round 2c
- 25- 1c dance down between 3c and cast up to 2pl ; 2c+1c+3c turn RH



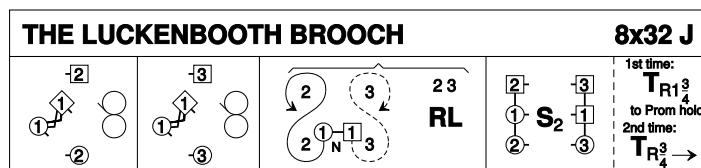
Rutherford, 1755, RSCDS Book 18.10

3C/4C longwise set.

6 THE LUCKENBOOTH BROOCH J32 · 3/4L

John Bowie Dickson: RSCDS LIII 6 · Crib: E-cribs · Diagram: Keith Rose's Diagrams

- 1- 1c in promhold (1M on the R) Reel3 with 2c (Rsh to 2M), 2c finish in 1pl
- 9- Repeat with 3c, finish in centre, facing M side, 1M above 1W
- 17- 2c+3c dance R&L **while{8}** 1c dance out on M side, divide and cast to meet in centre, dance out on W side, divide and cast into
- 25- In lines across 1M+2c facing 1W+3c set twice ; 1c turn RH 1¾ to promhold to continue (2,1,3) (on 2nd time through, turn RH ¾ and dance down to 4pl (4c up))



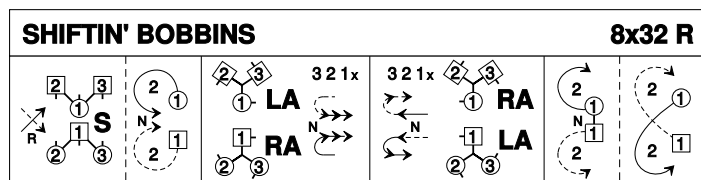
John Bowie Dickson, 1988, RSCDS Book 53, Glendarroch Sheet 28

3C/4C longwise set.

7 SHIFTIN' BOBBINS R32 · 3/4L

Roy Clowes: Thirty Popular Dances, Volume Two · Crib: E-cribs · Diagram: Keith Rose's Diagrams

- 1- 1c cross down RH (2c up) to 2plx in DTr position with corners | set as DTr ; cast up, meet and dance down to 2pl in middle
- 9- 2M+1W+3M RHA, **while{4}** 2W+1M+3W LHA ; 1c followed by 2c+3c dance down the middle
- 17- 3c+2c+1c dance up the middle, 3c casting to 3pl, flowing into ; 1W+2M+3M LHA, **while{4}** 1M+2W+3W RHA
- 25- 1c dance to top, cast off one ; ½ Fig8 up round 2c.



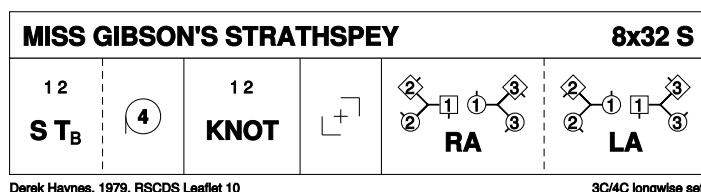
Roy Clowes, Ormskirk Book 6, RSCDS Thirty Popular Dances Vol 2

3C/4C longwise set.

8 MISS GIBSON'S STRATHSPEY S32 · 3/4L

Derek Haynes: *The Leaflet Dances with Music · Crib: E-cribs · Diagram: Keith Rose's Diagrams*

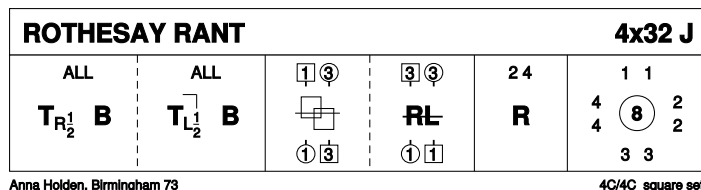
- 1– 1c+2c set | turn BH ; circle4 L
- 9– 1c+2c Knot, 1c finish facing 1cnrs
- 17– Turn CPCP, with final wide $\frac{3}{4}$ LH turn into
- 25– Teapots R and L (1M+3c & 1W+2c RHA, 1c pass Rsh, cnrs not to sidelines ; 1M+2c & 1W+3c LHA) (2,1,3)



9 THE ROTHESAY RANT J32 · 4S

Anna Campbell Holden: *Collins Pocket Reference: Scottish Country Dancing · Crib: E-cribs · Diagram: Keith Rose's Diagrams*

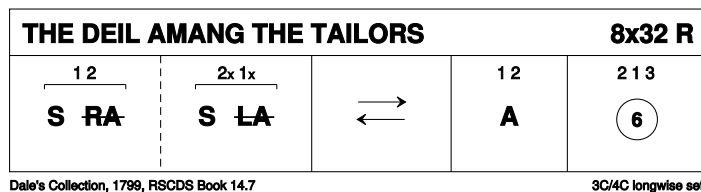
- 1– All C $\frac{1}{2}$ RH turn and set in circle, $\frac{1}{2}$ LH turn with corner and set, W face in at end
- 9– 1c+3c $\frac{1}{2}$ L-Chain, $\frac{1}{2}$ R&L
- 17– 2c+4c repeat
- 25– All circle8 and back.



10 THE DEIL AMANG THE TAILORS R32 · 3/4L

RSCDS XIV 7 · Crib: E-cribs · Diagram: Keith Rose's Diagrams

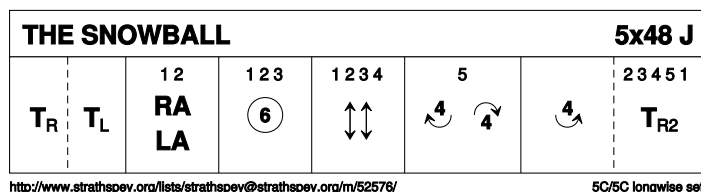
- 1– 1c+2c set, $\frac{1}{2}$ RHA ; set, $\frac{1}{2}$ LHA
- 9– 1c lead down the middle and up, 2c step in for
- 17– 1c+2c Allemande
- 25– 2c+1c+3c circle6 and back.



11 ? THE SNOWBALL J48 · 5/5L

Source unknown · Crib: E-cribs · Diagram: Keith Rose's Diagrams

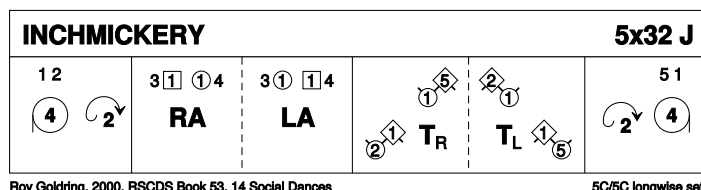
- 1– 1c turn RH ; turn LH
- 9– 1c+2c RHA ; LHA
- 17– 1c+2c+3c Circle6 and back
- 25– 1c+2c+3c+4c A&R twice
- 33– 5c dance up the middle and cast to place
- 41– 1c dance to 5pl (others up) ; All C swing.



12 ? INCHMICKERY J32 · 5/5L

Roy Goldring: *RSCDS LIII 23 · Crib: E-cribs · Diagram: Keith Rose's Diagrams*

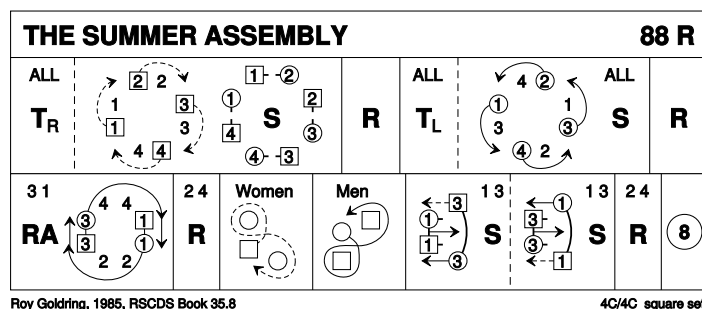
- 1– 1c+2c circle4 L ; 1c long cast to 3pl (2c+3c up) (2,3,1,4,5)
- 9– Teapots R ; and L (1c RHA with C on R ; LHA with C on L)
- 17– 1M+5W & 1W+2M Turn RH to places ; 1M+2W & 1W+5M repeat LH
- 25– 1c long cast to 5pl (4c+5c up) ; 5c+1c circle4 R (2,3,4,5,1)



13 [?] THE SUMMER ASSEMBLY R88 · 4S

Roy Goldring: RSCDS XXXV 8 · Crib: E-cribs · Diagram: Keith Rose's Diagrams

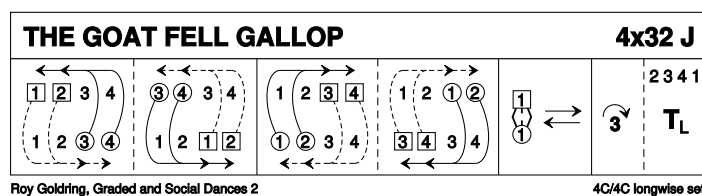
- 1- All C RH turn ; all M stand as all W pass P Rsh to one place clw | All set to 'new P'
- 9- Repeat bars 1-8, with 'new partners' (Women end halfway round the set)
- 17-32 Repeat bars 1-16, but turn LH, the W stand, and the M dance cclw (all C end halfway round the set)
- 33- 1c+3c RHA ; both C, M leading, chase clw. round the set to original places
- 41- 2c+4c repeat [33-40] (1,2,3,4)
- 49- All W Fig8 round P and cnr, starting Lsh
- 57- Men repeat [49-56], starting Rsh
- 65- 1c+3c change places, 1c passing under 3c arch | set to P ; repeat back to places, 1c making arch
- 73- 2c+4c repeat bars 65-72 with 4c making the first arch
- 81- All Circle8 and back



14 [?] THE GOAT FELL GALLOP J32 · 4/4L

Roy Goldring: Graded and Social Dances 2 - 23 Dances · Crib: E-cribs · Diagram: Keith Rose's Diagrams

- 1- 1W+2W & 3M+4M pass P Lsh, cast 2 places to the L ; repeat back to places
- 9- 1M+2M & 3W+4W repeat, using Rsh
- 17- 1c slip down the middle and up, finish in centre facing up
- 25- 1c cast to bottom (2c+3c+4c up) ; all C turn LH



15 TEA