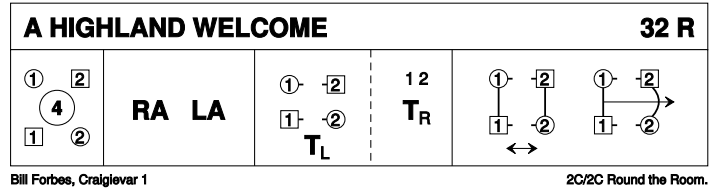


# Nice and easy dance

## 1 A HIGHLAND WELCOME R32 · 2RR

Bill Forbes: *Dance Scottish, A resource for teaching SCD in schools* · Crib: *E-cribs* · Diagram: *Keith Rose's Diagrams*

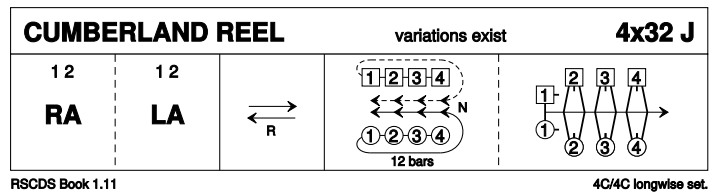
- 1- Couples circle4 and back
- 9- RHA ; LHA
- 17- Turn person opposite LH ; turn P RH and face the other C
- 25- A&R ; All advance, couples facing clw make arch & others passing under.



## 2 CUMBERLAND REEL J32 · 4/4L

RSCDS I 11 · Crib: *E-cribs* · Diagram: *Keith Rose's Diagrams*

- 1- 1c+2c RHA ; LHA
- 9- 1c lead down the middle and up
- 17-28 1c casts off behind own lines, the other couples following {6} and lead up {6}, 1c finish facing down, 2c+3c+4c forming arches
- 29-32 1c dance down, the others step back on [32] (to 2,3,4,1)

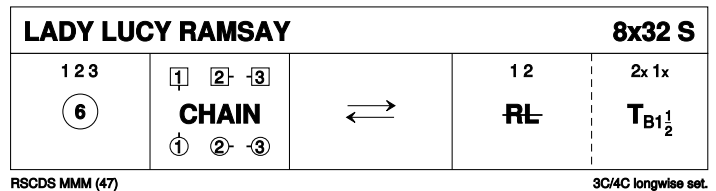


(An unofficial variant is for 3c+4c to also dance RHA, LHA on [1-8])

## 3 LADY LUCY RAMSAY S32 · 3/4L

Miss Milligan's *Miscellany of Scottish Country Dances* · Crib: *E-cribs* · Diagram: *Keith Rose's Diagrams*

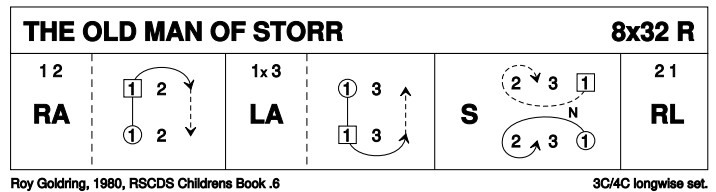
- 1- 1c+2c+3c circle6 and back
- 9- G-Chain (1c crosses)
- 17- 1c leads down the middle and up
- 25- 1c+2c 1/2 R&L ; 1c+2c turn BH 1 1/2 (2,1,3)



## 4 THE OLD MAN OF STORR R32 · 3/4L

Roy Goldring: *Scottish Country Dances for Children* · Crib: *E-cribs* · Diagram: *Keith Rose's Diagrams*

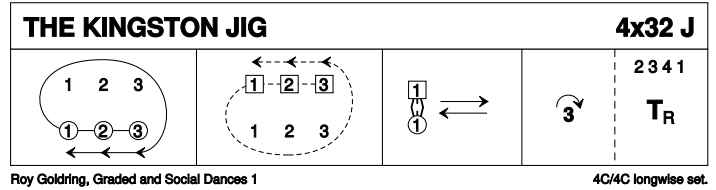
- 1- 1c+2c RHA, 1W ends facing out ; 1W (1M following) casts off (2c up) (2,1x, 3)
- 9- 1c+3c LHA, 1W ends facing out ; 1W (1M following) casts off (3c up) (2,3,1)
- 17- 1c set, dance to top NHJ, cast off to 2pl (3c down on 21-22)
- 25- 2c+1c R&L



## 5 THE KINGSTON JIG J32 · 4/4L

Roy Goldring: Graded and Social Dances 1 - 24 Dances · Crib: E-cribs · Diagram: Keith Rose's Diagrams

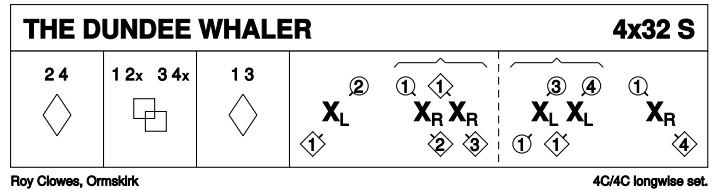
- 1- 1M (+2M+3M following) cross, dance down behind M line, round 3W and up to places
- 9- Women repeat (1,2,3,4)
- 17- 1c slip step down ; and back
- 25- 1c cast off to 4 pl (2c+3c+4c up) ; all turn P RH (2,3,4,1)



## 6 THE DUNDEE WHALER S32 · 4/4L

Roy Clowes: Ormskirk Scottish Dances - Memorial Edition · Crib: E-cribs · Diagram: Keith Rose's Diagrams

- 1- 2c+4c petronella (to 1,2x,3,4x)
- 9- 1c+2c & 3c+4c L-Chain
- 17- 1c+3c petronella (to 1x,2x,3x,4x)
- 25- 1W+2M cross LH | 1M+2W & 1W+3W cross RH ; 1M+3M & 1W+4M cross LH | 1M+4W cross RH (2,3,4,1).

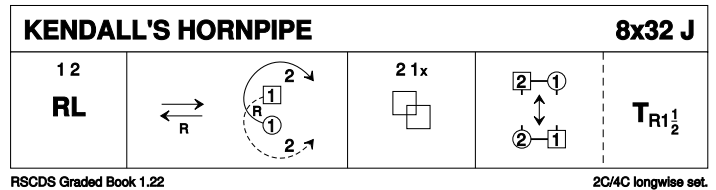


[25-32] represent tacking the ship, therefore no polite turns

## 7 KENDALL'S HORNPIPE J32 · 2/4L

RSCDS Graded 22 · Crib: E-cribs · Diagram: Keith Rose's Diagrams

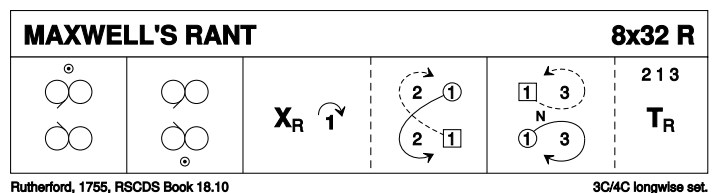
- 1- 1c+2c R&L
- 9- 1c Lead down the middle {3} and up {3}, cross and cast off (2c up) (to 2, 1x)
- 17- 2c+1c L-Chain (2,1x)
- 25- 1c+2c A&R ; 1c turn RH 1½ (2,1)



## 8 MAXWELL'S RANT R32 · 3/4L

David Rutherford: RSCDS XVIII 10 · Crib: E-cribs · Diagram: Keith Rose's Diagrams

- 1- Mirror Reels3 on the sidelines (1c cross down) (1x,2,3)
- 9- 1c cross back into mirror Reels3 on own sides
- 17- 1c cross RH | cast (2c up) ; ½ Fig8 round 2c
- 25- 1c dance down between 3c and cast up to 2pl ; 2c+1c+3c turn RH

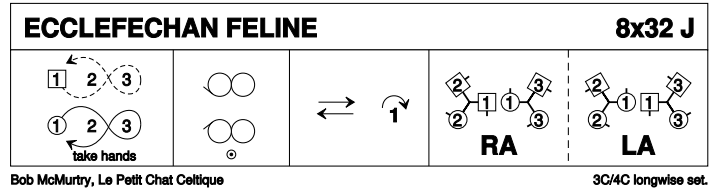


# Interval

## 9 ECCLEFECHAN FELINE J32 · 3/4L

Bob McMurtry: *Le Petit Chat Celtique* · Crib: *E-cribs* · Diagram: *Keith Rose's Diagrams*

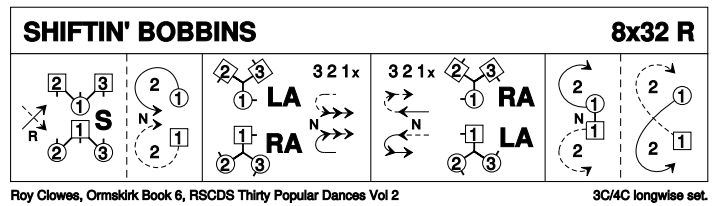
- 1- 1c Fig8 on own side (start in and down ; take NH where possible).
- 9- 1c+2c+3c Mirror Reels3 on own sides (2c start out & up)
- 17- 1c dance down middle {3}, up {3}, and cast off (2c up)
- 25- Teapots R ; and L (1M+3c & 1W+2c RHA, 1c pass Rsh ; 1M+2c & 1W+3c LHA) (2,1,3)



## 10 SHIFTIN' BOBBINS R32 · 3/4L

Roy Clowes: *Thirty Popular Dances, Volume Two* · Crib: *E-cribs* · Diagram: *Keith Rose's Diagrams*

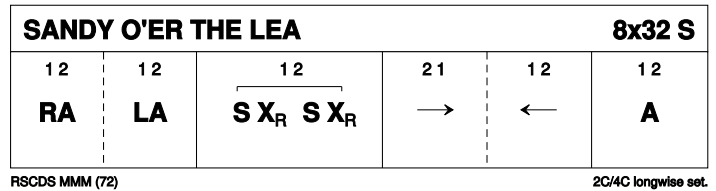
- 1- 1c cross down RH (2c up) to 2plx in DTr position with corners | set as DTr ; cast up, meet and dance down to 2pl in middle
- 9- 2M+1W+3M RHA, **while**{4} 2W+1M+3W LHA ; 1c followed by 2c+3c dance down the middle
- 17- 3c+2c+1c dance up the middle, 3c casting to 3pl, flowing into ; 1W+2M+3M LHA, **while**{4} 1M+2W+3W RHA
- 25- 1c dance to top, cast off one ; ½ Fig8 up round 2c.



## 11 SANDY O'ER THE LEA S32 · 2/4L

Miss Milligan's *Miscellany of Scottish Country Dances* · Crib: *E-cribs* · Diagram: *Keith Rose's Diagrams*

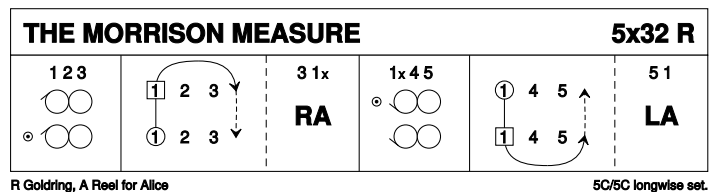
- 1- 1c+2c RHA ; LHA
- 9- 1c+2c set, cross RH, set, cross back RH
- 17- 1c followed by 2c lead down the middle ; and up, 1c passing between 2c
- 25- Allemande



## 12 THE MORRISON MEASURE R32 · 5/5L

Roy Goldring: *A Reel for Alice and Other Social Dances* · Crib: *E-cribs* · Diagram: *Keith Rose's Diagrams*

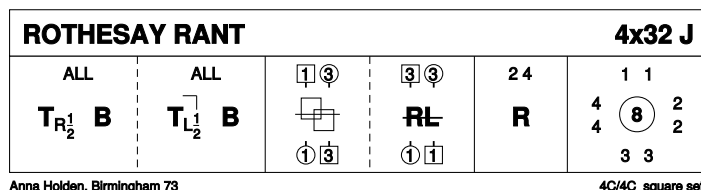
- 1- 1c+2c+3c Rsh Reels3 on the sides, 1W finishes facing out
- 9- 1W, 1M following, casts off 2 and crosses (2c+3c up) ; 3c+1c RHA, 1W faces out (2,3,1x,4,5)
- 17- 1c+4c+5c Lsh Reels3 on the sides, 1W finishes facing out
- 25- 1W, 1M following, casts off 2 and crosses (4c+5c up) ; 5c+1c LHA (2,3,4,5,1)



### 13 THE ROTHESAY RANT J32 · 4S

Anna Campbell Holden: Collins Pocket Reference: Scottish Country Dancing · Crib: E-cribs · Diagram: Keith Rose's Diagrams

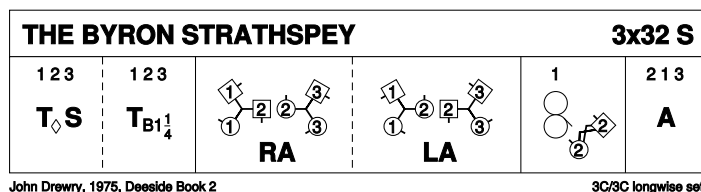
- 1- All C ½ RH turn and set in circle, ½ LH turn with corner and set, W face in at end
- 9- 1c+3c ½ L-Chain, ½ R&L
- 17- 2c+4c repeat
- 25- All circle8 and back.



### 14 THE BYRON STRATHSPEY S32 · 3/3L

John Drewry: Deeside Book Part 2 · Crib: E-cribs · Diagram: Keith Rose's Diagrams

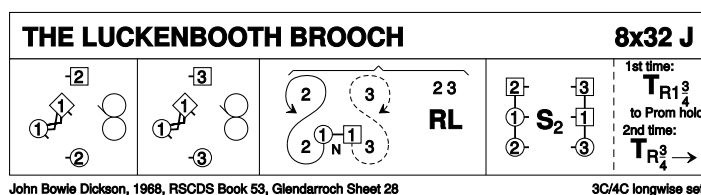
- 1- 1c+2c+3c Petronella Turn into midline, set ; all turn P BH 1¼ to (1,2,3)
- 9- "Teapots": 1c+2W & 2M+3c RHA ; 1c+2M & 2W+3c LHA , to (1,2,3) with 1c facing out and 2c facing up in promhold
- 17- 2c (promhold) +1W+1M Reel3 across (Rsh to 1W), at end all dance in for
- 25- 2c+1c+3c Allemande (to 3,1,2).



### 15 THE LUCKENBOOTH BROOCH J32 · 3/4L

John Bowie Dickson: RSCDS LIII 6 · Crib: E-cribs · Diagram: Keith Rose's Diagrams

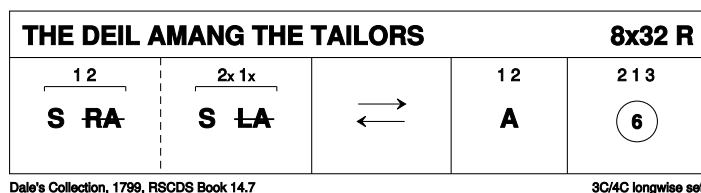
- 1- 1c in promhold (1M on the R) Reel3 with 2c (Rsh to 2M), 2c finish in 1pl
- 9- Repeat with 3c, finish in centre, facing M side, 1M above 1W
- 17- 2c+3c dance R&L **while{8}** 1c dance out on M side, divide and cast to meet in centre, dance out on W side, divide and cast into
- 25- In lines across 1M+2c facing 1W+3c set twice ; 1c turn RH 1¾ to promhold to continue (2,1,3) (on 2nd time through, turn RH ¾ and dance down to 4pl (4c up))



### 16 THE DEIL AMANG THE TAILORS R32 · 3/4L

RSCDS XIV 7 · Crib: E-cribs · Diagram: Keith Rose's Diagrams

- 1- 1c+2c set, ½ RHA ; set, ½ LHA
- 9- 1c lead down the middle and up, 2c step in for
- 17- 1c+2c Allemande
- 25- 2c+1c+3c circle6 and back.



# Extras

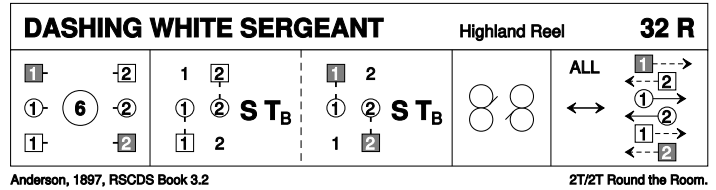
## 17 THE DASHING WHITE SERGEANT

R32 · 3+3RR

RSCDS III 2 · Crib: E-cribs · Diagram: Keith Rose's Diagrams

Trio face trio RR.

- 1- Circle6 and back
- 9- Each centre person sets to RH P and turns him/her BH ; repeat with LH P
- 17- Reel3 across, Lsh to RH P
- 25- In lines of 3 across A&R ; advance Rsh through the opposite line of 3 to meet the next line of 3.



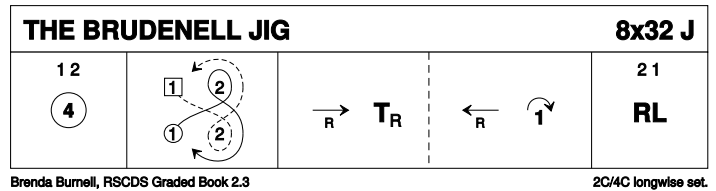
Many variations in handing, polite turns, arches and shoulder exist

## 18 THE BRUDENELL JIG

J32 · 2/4L

Brenda Burnell: A Second Book of Graded Scottish Country Dances · Crib: E-cribs · Diagram: Keith Rose's Diagrams

- 1- 1c+2c circle4 and back
- 9- 1c fig8 around 2c
- 17- 1c lead down | turn RH ; lead up and cast to 2pl
- 25- 2c+1c R&L



## 19 RAKES OF GLASGOW

S32 · 3/4L

John Preston (18C): RSCDS XI 11 · Crib: E-cribs · Diagram: Keith Rose's Diagrams

- 1- 1c+2c R&L
- 9- 1c lead down the middle and up
- 17- 1c+2c Allemande
- 25- 2c+1c+3c circle6 and back

