

Nice and Easy Dance 18th April 2026

Dances from the following

1 GOING FOR A SPIN J32 · 2RR

Maggie & Duncan Keppie: Haliburton SCD Book #1: Tenth Anniversary Book · Crib: E-cribs

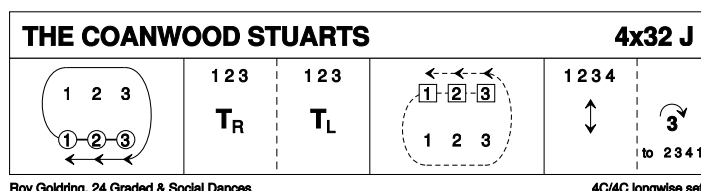
Couple face couple Round the Room

- 1– All RHA ; all W turn RH
- 9– All LHA ; all M turn LH
- 17– L-Chain into promhold
- 25– All couple Promenade 1½ cclw round each other and face a new couple

2 THE COANWOOD STUARTS J32 · 4/4L

Roy Goldring: Graded and Social Dances 1 - 24 Dances · Crib: MiniCribs · Diagram: Keith Rose's Diagrams

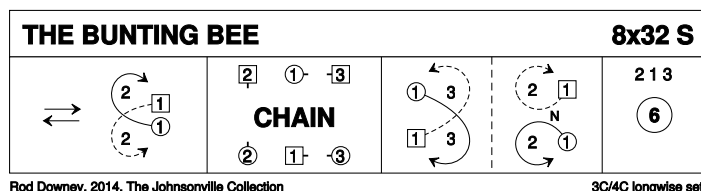
- 1-8 1M followed by 2M+3M (who dance up) cross & cast down Ladies' side; cross below 3s & dance up on own side to places
- 9-16 1s+2s+3s turn partners RH once round & turn partners LH once round
- 17-24 1L followed by 2L+3L (who dance up) cross & cast down Men's side; cross below 3s & dance up on own side
- 25-32 All 4 couples Adv+Ret; 1s cast to 4th place **while** 2s+3s+4s step up



3 THE BUNTING BEE S32 · 3/4L

Rod Downey: The Johnsonville Collection · Crib: E-cribs · Diagram: Keith Rose's Diagrams

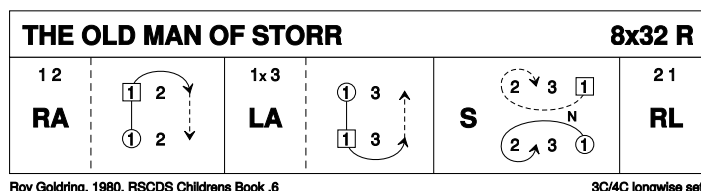
- 1– 1c lead down {3}, up {3}, cross and cast to 2plx (2c up) (2,1x,3)
- 9– Gr-Chain (2,1x,3)
- 17– 1c cross down, cast to 2pl ; dance to top and cast to 2pl (2,1,3)
- 25– Circle6 and back (2,1,3)



4 THE OLD MAN OF STORR R32 · 3/4L

Roy Goldring: Scottish Country Dances for Children · Crib: E-cribs · Diagram: Keith Rose's Diagrams

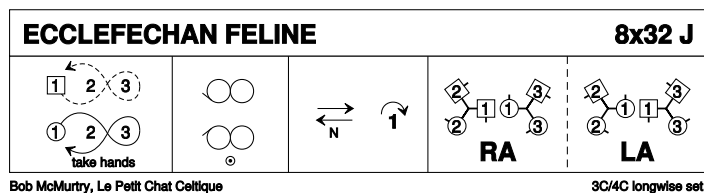
- 1– 1c+2c RHA, 1W ends facing out ; 1W (1M following) casts off (2c up) (2,1x,3)
- 9– 1c+3c LHA, 1W ends facing out ; 1W (1M following) casts off (3c up) (2,3,1)
- 17– 1c set, dance to top NHJ, cast off to 2pl (3c down on 21-22)
- 25– 2c+1c R&L



5 ECCLEFECHAN FELINE J32 · 3/4L

Bob McMurtry: Le Petit Chat Celtique · Crib: E-cribs · Diagram: Keith Rose's Diagrams

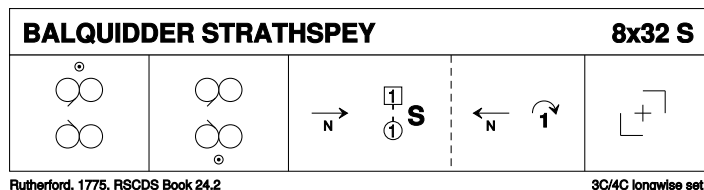
- 1– 1c Fig8 on own side (start in and down ; take NH where possible).
 9– 1c+2c+3c Mirror Reels3 on own sides (2c start out & up)
 17– 1c dance down middle {3}, up {3}, and cast off (2c up)
 25– Teapots R ; and L (1M+3c & 1W+2c RHA, 1c pass Rsh ; 1M+2c & 1W+3c LHA) (2,1,3)



6 BALQUIDDER STRATHSPEY S32 · 3/4L

David Rutherford: RSCDS XXIV 2 · Crib: E-cribs · Diagram: Keith Rose's Diagrams

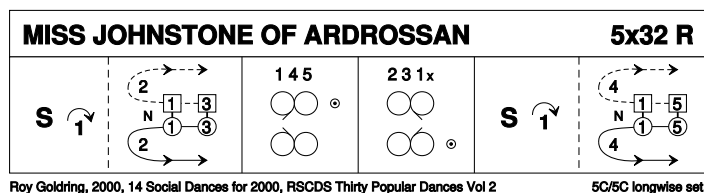
- 1– 1c+2c+3c mirror Reels3 on the sides, 1c crossing down to begin
 9– Repeat, 1c crossing back to own sides
 17– 1c dance NHJ between 2c, face each other and set ; dance to top and cast off to face 1cnr (2c up)
 25– Turn CPCP (2,1,3)



7 MISS JOHNSTONE OF ARDROSSAN R32 · 5/5L

Roy Goldring: Thirty Popular Dances, Volume Two · Crib: E-cribs · Diagram: Keith Rose's Diagrams

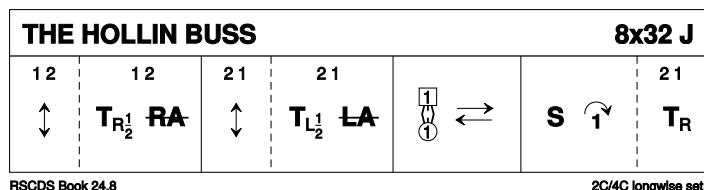
- 1– 1c set | cast off (2c up) ; 1c followed by 3c dance up and cast round 2c to (2,3,1,4,5)
 9– 1c+4c+5c mirror Reels3, 1c cross down to enter, 4c start out and up (2,3,1x,4,5)
 17– 2c+3c+1c mirror Reels3, 1c cross up to enter, 3c start out and down
 25– 1c set | cast off to 4pl (4c up) ; 1c followed by 5c dance up and cast round 4c to (2,3,4,5,1)



8 THE HOLLIN BUSS J32 · 2/4L

RSCDS XXIV 8 · Crib: E-cribs · Diagram: Keith Rose's Diagrams

- 1– 1c+2c A&R ; Turn RH ½ into | ½ RHA (2,1)
 9– 2c+1c A&R ; Turn LH ½ into | ½ LHA (1,2)
 17– 1c (BHJ) slip down the middle and up
 25– 1c set | cast off (2c up) ; 2c+1c turn RH

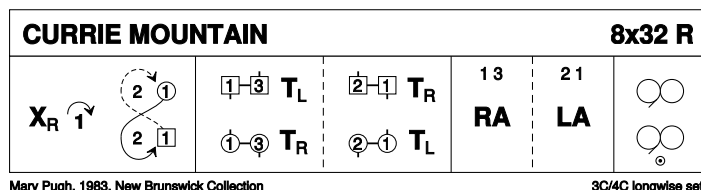


9 INTERVAL

10 CURRIE MOUNTAIN R32 · 3/4L

Mary Pugh: New Brunswick Collection · Crib: E-cribs · Diagram: Keith Rose's Diagrams

- 1– 1c cross RH, cast off one (2c up) ;
½ Fig8 up round 2c (2,1,3)
- 9– 1c (start inwards) turn 3C EH ; 1c turn
2C EH (2,1,3)
- 17– 1c+3c RHA ; 1c+2c LHA
- 25– 2c+1c+3c Reels3 on the sides, 1c
giving Rsh to 3c (2,1,3)

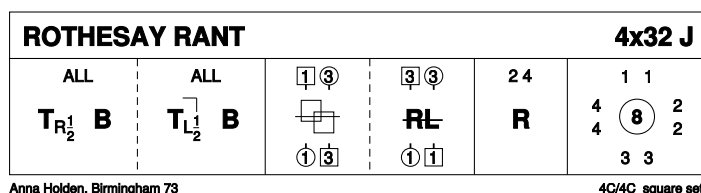


After the second turn the dancing couple continues the reel with bottom couple to change places.

11 THE ROTHESAY RANT J32 · 4S

Anna Campbell Holden: Collins Pocket Reference: Scottish Country Dancing · Crib: E-cribs · Diagram: Keith Rose's Diagrams

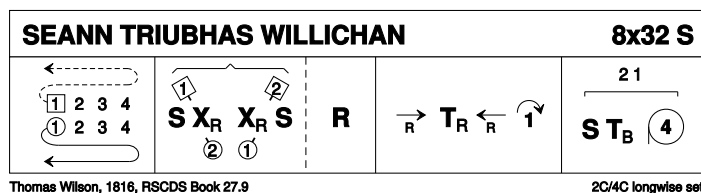
- 1– All C ½ RH turn and set in circle, ½ LH
turn with corner and set, W face in at
end
- 9– 1c+3c ½ L-Chain, ½ R&L
- 17– 2c+4c repeat
- 25– All circle8 and back.



12 SEANN TRIUBHAS WILLICHAN S32 · 2/4L

Thomas (19C) Wilson: RSCDS XXVII 9 · Crib: E-cribs · Diagram: Keith Rose's Diagrams

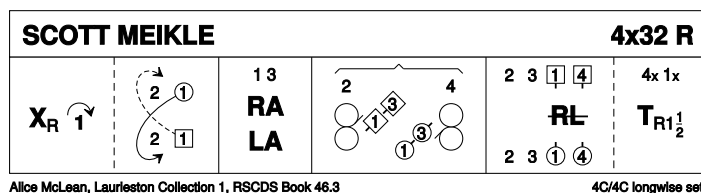
- 1– 1c cast off behind own lines and cast
back
- 9– 1W+2M set and change places RH
while{4} 1M+2W change places RH
and set ; repeat
- 17– 1c lead down the middle | turn RH ;
lead up and cast off to 2pl (2c up)
- 25– 2c+1c set | turn BH ; open into circle4 L.



13 SCOTT MEIKLE R32 · 4/4L

Alice McLean: RSCDS XLVI 3 · Crib: E-cribs · Diagram: Keith Rose's Diagrams

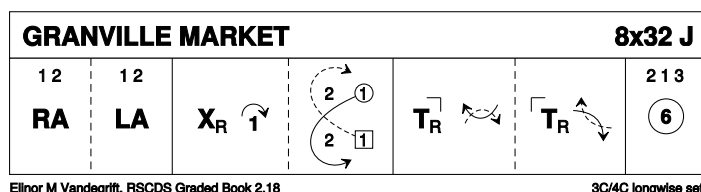
- 1– 1c cross RH | cast (2c up) ; ½ Fig8 up
(2,1,3,4)
- 9– 1c+3c RHA, LHA (2,1,3,4)
- 17– Lsh opposing Reels3 across: (1W+3W
behind dancing as one) with 2c and
(3M+1M behind) with 4c (to 2,3,1,4)
- 25– 1c+4c ½ R&L ; turn RH 1 ½ (2,3,4,1)



14 GRANVILLE MARKET J32 · 3/4L

Elinor M Vandegrift: A Second Book of Graded Scottish Country Dances · Crib: E-cribs · Diagram: Keith Rose's Diagrams

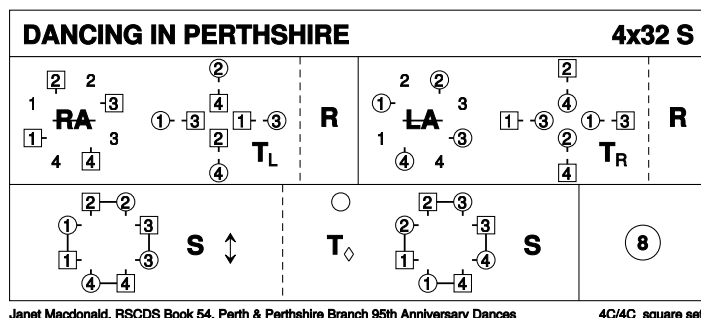
- 1- 1c+2c RHA, LHA
 9- 1c cross RH | cast (2c up) ; ½ Fig8 up to face 1cnr
 17- 1c turn 1cnr RH | pass Rsh ; turn 2cnr RH | pass Rsh to (2,1,3)
 25- Circle6 and back



15 DANCING IN PERTHSHIRE S32 · 4S

Janet Macdonald: RSCDS LIV 3 · Crib: MiniCribs · Diagram: Keith Rose's Diagrams

- 1-8 Ladies dance 1/2 RH across, turn opp Man LH; Ladies dance 1/2 RH across & turn partner LH back to place
 9-16 Men dance 1/2 LH across, turn opp Lady RH; Men dance 1/2 LH across & turn partner RH back to place
 17-24 All 4 couples set, Adv+Ret (1 step each); Men Petronella turn 1 place to right & set with new partner
 25-32 All circle 8H round & back

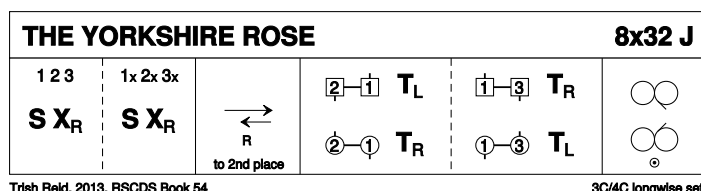


Repeat 3 more times with new partners to end with original partner

16 THE YORKSHIRE ROSE J32 · 3/4L

Trish Reid: RSCDS LIV 1 · Crib: MiniCribs · Diagram: Keith Rose's Diagrams

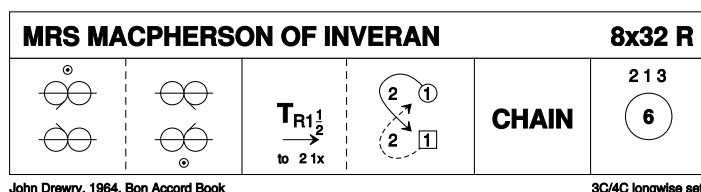
- 1-8 1s+2s+3s set & cross RH, repeat back to places
 9-16 1s lead down the middle then lead up to 2nd places (2s step up 11-12)
 17-24 2s+1s turn (Men RH, Ladies LH), 1s+3s turn (Men LH, Ladies RH)
 25-32 2s+1s+3s dance reflection reels of 3 on sides with 1s out/up, 2s in/down to start (2nd time through the 1s continue the reel into 4th place)



17 MRS MACPHERSON OF INVERAN R32 · 3/4L

John Drewry: Bon Accord Book of Scottish Country Dances · Crib: E-cribs · Diagram: Keith Rose's Diagrams

- 1- 1c+2c+3c Inveran Reels3 (1c crossing top and bottom)
 9- 1c turn RH 1½ into 2plx facing out (2c up) ; 1c cast up round 2c and cross down to (2,1,3)
 17- G-Chain (2c cross)
 25- Circle6 and back (2,1,3)



18 EXTRAS

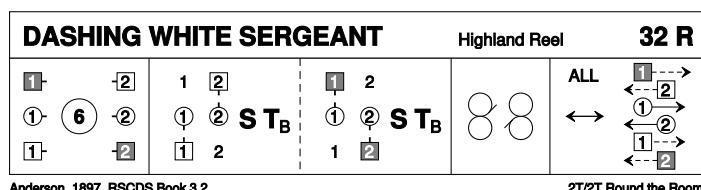
19 THE DASHING WHITE SERGEANT

R32 · 3+3RR

RSCDS III 2 · Crib: E-cribs · Diagram: Keith Rose's Diagrams

Trio face trio RR.

- 1- Circle 6 and back
- 9- Each centre person sets to RH P and turns him/her BH ; repeat with LH P
- 17- Reel 3 across, Lsh to RH P
- 25- In lines of 3 across A&R ; advance Rsh through the opposite line of 3 to meet the next line of 3.



Many variations in handing, polite turns, arches and shoulder exist

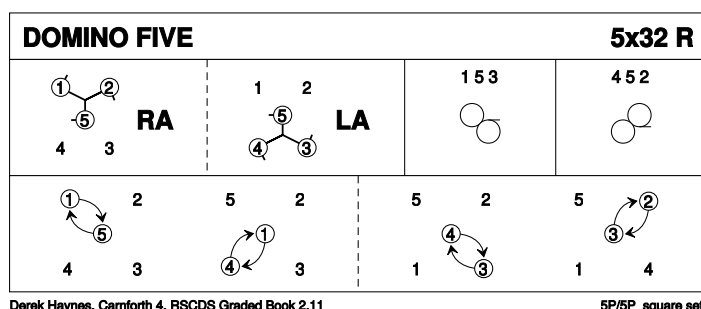
20 DOMINO FIVE

R32 · 5pS

Derek Haynes: A Second Book of Graded Scottish Country Dances · Crib: E-cribs · Diagram: Keith Rose's Diagrams

Four dancers, numbered 1,2,3,4 clw, stand in a square facing a fifth dancer in the middle, who faces the gap between numbers 1 and 4

- 1- 1+2+5 RHA ; 3+4+5 LHA
- 9- 5+1+3 Rsh diagonal Reel 3
- 17- 5+2+4 Lsh diagonal Reel 3
- 25- dancers 5 & 1 change places passing RSH | 1 & 4 repeat ; 4 & 3 repeat | 3 & 2 repeat, 2 finish in centre and face up.
the tracks from one corner to the next should be a smooth curve.

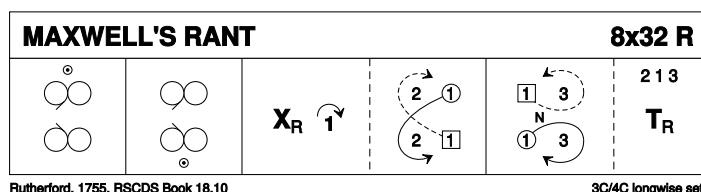


21 MAXWELL'S RANT

R32 · 3/4L

David Rutherford: RSCDS XVIII 10 · Crib: E-cribs · Diagram: Keith Rose's Diagrams

- 1- Mirror Reels 3 on the sidelines (1c cross down) (1x,2,3)
- 9- 1c cross back into mirror Reels 3 on own sides
- 17- 1c cross RH | cast (2c up) ; ½ Fig 8 round 2c
- 25- 1c dance down between 3c and cast up to 2pl ; 2c+1c+3c turn RH

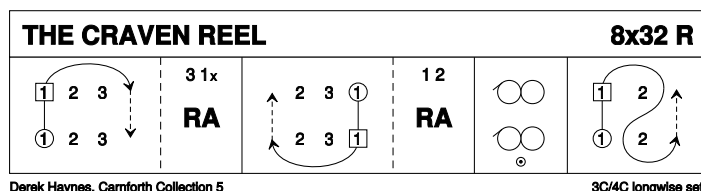


22 THE CRAVEN REEL

R32 · 3/4L

Derek Haynes: Carnforth Collection of SC Dances 5 · Crib: E-cribs · Diagram: Keith Rose's Diagrams

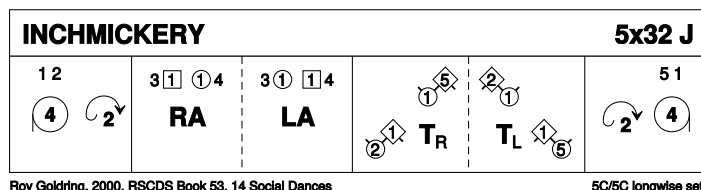
- 1- 1W+1M following cast off 2 (2c+3c up) and cross ; 3c+1c RHA (1W face out)
- 9- 1W+1M following cast up to 1pl (2c+3c down) ; 1c+2c RHA (1,2,3)
- 17- Parallel Reels 3 on own side, 1c Rsh to 2c (1,2,3)
- 25- 1W with 1M following cast off 1, cross up between 2c, cast Lsh round 2M (2c up) to (2,1,3)



23 INCHMICKERY J32 · 5/5L

Roy Goldring: RSCDS LIII 23 · Crib: E-cribs · Diagram: Keith Rose's Diagrams

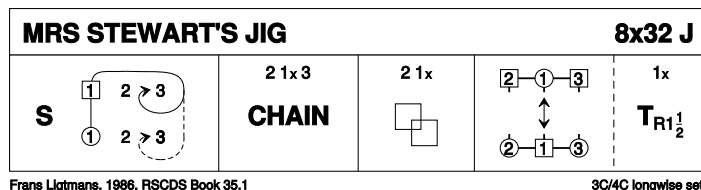
- 1– 1c+2c circle4 L ; 1c long cast to 3pl (2c+3c up) (2,3,1,4,5)
- 9– Teapots R ; and L (1c RHA with C on R ; LHA with C on L)
- 17– 1M+5W & 1W+2M Turn RH to places ; 1M+2W & 1W+5M repeat LH
- 25– 1c long cast to 5pl (4c+5c up) ; 5c+1c circle4 R (2,3,4,5,1)



24 MRS STEWART'S JIG J32 · 3/4L

Frans Ligtmans: RSCDS XXXV 1 · Crib: E-cribs · Diagram: Keith Rose's Diagrams

- 1– 1c set | 1W casts, 1M following, round 3W, 1W dances up round 3M and 1M dances up the middle, 1c face 3c (2c up on 7–8) (2,1x,3)
- 9– 2c+1c+3c G-Chain (2c cross), 2M+1M finish facing out
- 17– 2c+1c L-Chain
- 25– 2c+1c+3c A&R ; 1c turn RH 1½ to (2,1,3)

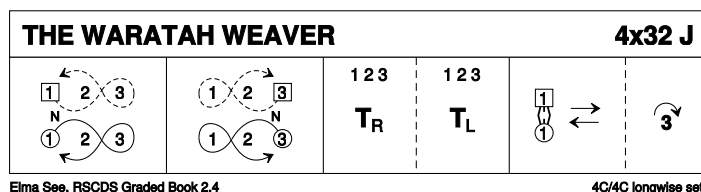


25 THE WARATAH WEAVER J32 · 4/4L

Elma See: A Second Book of Graded Scottish Country Dances · Crib: E-cribs · Diagram: Keith Rose's Diagrams

Can be danced in a 3C, 4C or 5C set

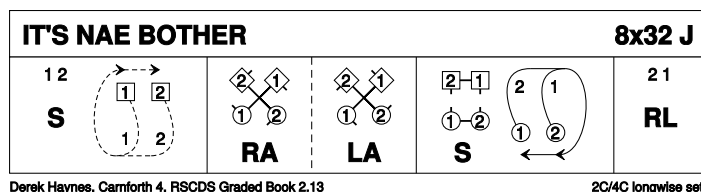
- 1– 1c Fig8 on own sides (start in & down)
- 9– Bottom couple Fig8 on own sides (start in & up)
- 17– All turn P RH ; LH
- 25– 1c slip down | and up to top ; 1c long cast to bottom (other couples up)



26 IT'S NAE BOTHER J32 · 2/4L

Derek Haynes: A Second Book of Graded Scottish Country Dances · Crib: E-cribs · Diagram: Keith Rose's Diagrams

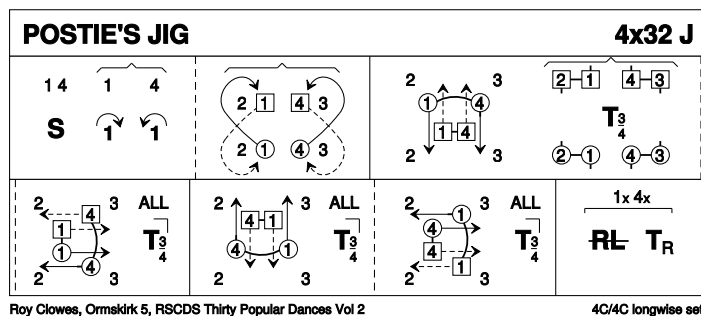
- 1– 1c+2c set, 1W+2W cross, passing P Rsh ; 1W (leading) + 2W chase clw to exchanged places
- 9– 1c+2c RHA ; LHA
- 17– 1c+2c set, 1M+2M cross, passing W opposite Rsh ; 2M (leading) +1M chase clw to (2,1)
- 25– 2c+1c R&L



27 POSTIE'S JIG J32 · 4/4L

Roy Clowes: *Thirty Popular Dances, Volume Two* · Crib: *E-cribs* · Diagram: *Keith Rose's Diagrams*

- 1– 1c+4c set, cast to middle positions (2c+3c step to end) ; 1c&4c ½ Fig8 round end C (2,1x,4x,3)
- 9– 1M+4M and 1W+4W cross NHJ, (W under men's arch), turn cnr ¾ with 'free' hand ; 1c facing 4c change places NHJ (arch going up), turn cnr as before
- 17– Repeat (Men's arch ; arch going up)
- 25– 1c+4c ½ R&L ; turn P RH

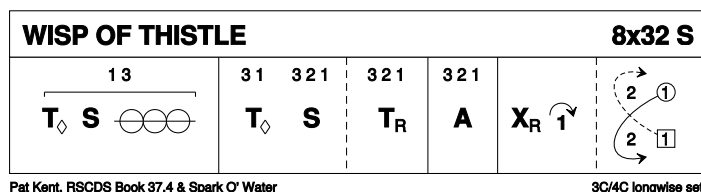


Note that both times the couple moving UP makes the arch.

28 WISP OF THISTLE S32 · 3/4L

Pat Kent: *RSCDS XXXVII 4* · Crib: *E-cribs* · Diagram: *Keith Rose's Diagrams*

- 1– 1c+3c Petronella to midline | set to P ; 1c+3c ½ Reel4
- 9– 3c+1c Petronella to own side, 3c+2c+1c set ; all turn P RH into
- 17– 3c+2c+1c Allemande (1,2,3)
- 25– 1c cross RH, cast off one (2c up) ; ½ Fig8 round 2c (2,1,3)

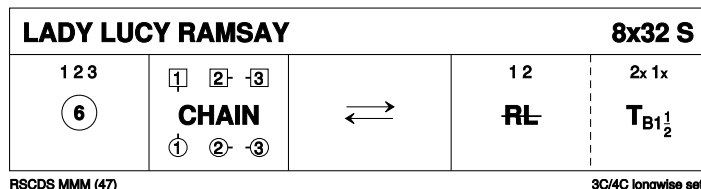


After their second turn, 1c casts to 4pl on [32] as 4c steps up

29 LADY LUCY RAMSAY S32 · 3/4L

Miss Milligan's *Miscellany of Scottish Country Dances* · Crib: *E-cribs* · Diagram: *Keith Rose's Diagrams*

- 1– 1c+2c+3c circle6 and back
- 9– G-Chain (1c crosses)
- 17– 1c leads down the middle and up
- 25– 1c+2c ½ R&L ; 1c+2c turn BH 1½ (2,1,3)



30 12 COATES CRESCENT S32 · 4/4L

RSCDS: *RSCDS XL 5* · Crib: *E-cribs* · Diagram: *Keith Rose's Diagrams*

- 1– All 4 couples set, cross RH ; repeat
- 9– 1c & 4c dance NHJ to meet in centre, with person opposite dance NHJ out sides, and cast to own places ; 1c lead down to 4pl (2c+3c+4c up on 15–16))
- 17– 3c+4c (middle couples) R&L
- 25– 2c+3c & 4c+1c RHA ; LHA

