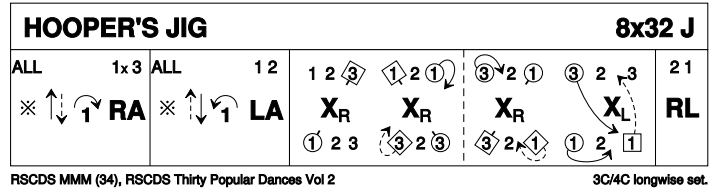


RSCDS Leeds Branch Dance 17 February 2024

1 HOOPER'S JIG J32 · 3/4L

Miss Milligan's Miscellany of Scottish Country Dances · Crib: E-cribs · Diagram: Keith Rose's Diagrams

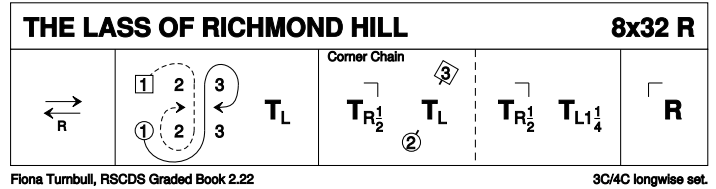
- 1- All clap, 1c cross Rsh and cast off one (2c up) ; 1c+3c RHA
- 9- All clap, 1c cross back Rsh, cast up to own place (2c down) ; 1c+2c LHA
- 17- 1M+3W change places RH | 1W+3M change RH, **while{2}** 1M+3W dance a Rsh loop ; 1M+3W cross back RH **while{2}** 1W+3M loop | 1W+3M cross back LH, 1W to 2pl **while{2}** 1M casts to 2pl (2c up)
- 25- 2c+1c R&L



2 THE LASS OF RICHMOND HILL R32 · 3/4L

Fiona Turnbull: A Second Book of Graded Scottish Country Dances · Crib: E-cribs · Diagram: Keith Rose's Diagrams

- 1- 1c lead down the middle and up, and face up in the middle
- 9- 1c cast (2c up) | cross Lsh and dance Rsh round 1cnr | turn P LH to face 1cnr
- 17- 1c+1cnrs cnr-Chain, finish facing 2cnr
- 25- 1c+2cnrs cnr-Chain, finish (2,1,3)

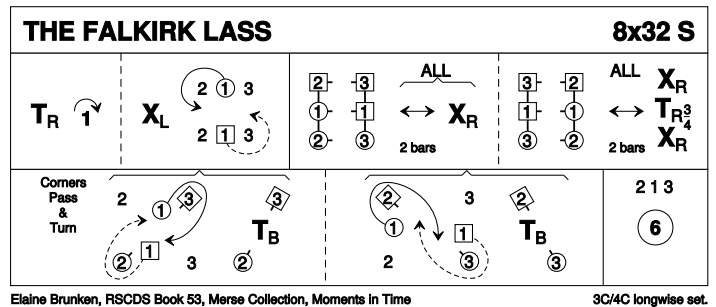


Cnr-Chain: 1c turn cnr RH ½ | cnrs turn LH ; 1c turn same cnr RH ½ | 1c turn LH to enter next figure

3 THE FALKIRK LASS S32 · 3/4L

Elaine Brunken: RSCDS LIII 19 · Crib: E-cribs · Diagram: Keith Rose's Diagrams

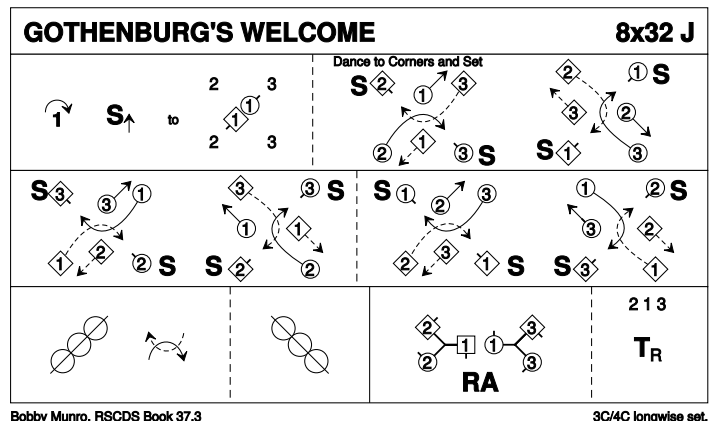
- 1- 1c turn RH | cast off (2c up) ; cross LH | cast L to 1M/1W between 2c/3c
- 9- In facing lines of three A[1]&R[1] | change places RH ; A[1]&R[1] | 2c+3c change back, 1c turn RH to face 1cnr
- 17- Cnrs Pass and Turn (BH), 1c pass RSh to (2,1,3)
- 25- All circle6 and back



4 GOTHENBURG'S WELCOME J32 · 3/4L

Bobby Munro: RSCDS XXXVII 3 · Crib: E-cribs · Diagram: Keith Rose's Diagrams

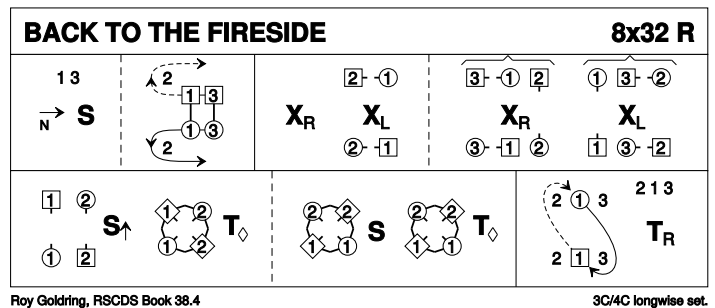
- 1-4 1c cast off one place (2c up) | 1c set advancing to face 1cnrs
- 5-16 Dance to each corner and set ("Free" cnrs set diagonally **while**{2} centre dancers change place Rsh with the facing cnr, who in the centre pass Rsh to face next cnr on R | repeat five times, on alternating diagonals), 1c finish facing 3cnr position)
- 17- 1c ½Reel4 on 1diag, pass Rsh ; ½Reel4 on 2diag (2,1,3)
- 25- 2c+1W & 1M+3c RHA ; 2c+1c+3c turn RH.



5 BACK TO THE FIRESIDE R32 · 3/4L

Roy Goldring: RSCDS XXXVIII 4 · Crib: E-cribs · Diagram: Keith Rose's Diagrams

- 1- 3c followed by 1c dance down the middle | set ; dance up the middle, 1c cast off to 3pl **while**{2} 3c dance up to 1pl (3,2,1)
- 9- "Pick-up chain", from below: 1c cross RH, 1c+2c change places LH ; 1c+3c change places RH **while**{2} 2c cross RH ; 1c cross LH **while**{2} 3c+2c change places LH (to 1,2x,3)
- 17- 1c+2c set advancing to join NH in a circle | releasing hands, 1c+2c Petronella one place R ; Set NHJ | repeat petronella, to sidelines (2,1x,3)
- 25- 1c ½ Fig8 L (W up, M down) ; All turn RH (2,1,3)

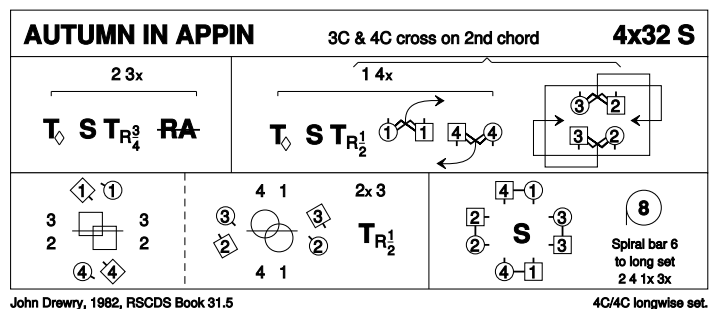


6 AUTUMN IN APPIN S32 · 4/4L

John Drewry: RSCDS XXXI 5 · Crib: E-cribs · Diagram: Keith Rose's Diagrams

On 2nd chord 3c+4c change sides to 1,2,3x,4x. Centro-symmetrical dance.

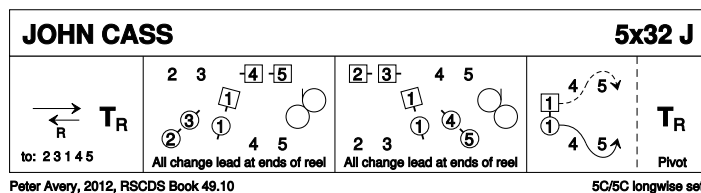
- 1- 2c+3c Petronella Turn and set ; turn ¾ RH into ½RHA to form pairs in promhold facing out (3W+2M on M side ; 2W+3M on W side).
- 9- 1c+4c Petronella Turn | set ; ½ RH turn and Promenade clw to the side positions, forming a square set **while**{8} the pairs cast R | pass between end Cs ; Promenade clw to other end
- 17- 1c+4c ½ L-Chain across ; the pairs ½ M-Chain, finishing with a full RH turn to put M on the right of P (2c at top, 3c at bottom)
- 25- All set | ½ circle8 L {3}, dance in on L foot into centre and all swivel R {1} | spiral out into longwise set (2,4,1x,3x)



7 JOHN CASS J32 · 5/5L

Peter Avery: RSCDS XLIX 10 · Crib: E-cribs · Diagram: Keith Rose's Diagrams

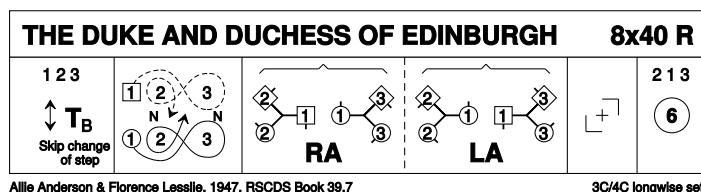
- 1- 1c lead down (2c+3c up) ; lead up to 3pl and turn RH to face out on M side, 1W behind 1M
- 9- 2M+3M & 1c & 4W+5W diag. Rsh Reel3, all pairs lead-change at both ends, finish 1W behind 1M giving Lsh to 4M
- 17- 2W+3W & 1c & 4M+5M diag. Reel3, all pairs lead-change at both ends, 1c finish in 3pl facing down NHJ
- 25- 1c dance between 4c, cast behind 5c (4c+5c up) ; 1c pivot turn with R elbow grip (2,3,4,5,1)



8 THE DUKE AND DUCHESS OF EDINBURGH R40 · 3/4L

Allie Anderson & Florence D. Lesslie: RSCDS XXXIX 7 · Crib: E-cribs · Diagram: Keith Rose's Diagrams

- 1- 1c+2c+3c A&R ; all turn P BH (in SkCh) to own places, (1c finish facing out)
- 9- 1c cast off, dance (NHJ where possible) between 3c, cast up, dance between 2c, cast off (2c up) to put 1M below 1W for
- 17- 1W+2c & 1M+3c RHA, 1c pass Rsh ; 1M+2c & 1W+3c LHA, 1c pass Lsh to face 1cnrs
- 25- Turn cnr, P, cnr, cross LH (On 2nd time through 1c cross LH to 4pl (3c up), ready for next start)
- 33- Circle6 and back

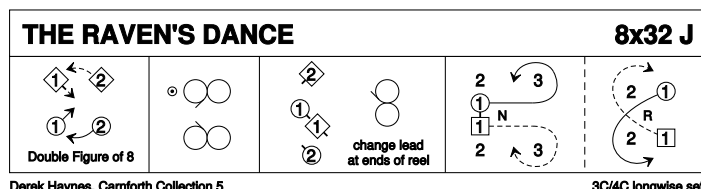


Interval

9 THE RAVEN'S DANCE J32 · 3/4L

Derek Haynes: Carnforth Collection of SC Dances 5 · Crib: E-cribs · Diagram: Keith Rose's Diagrams

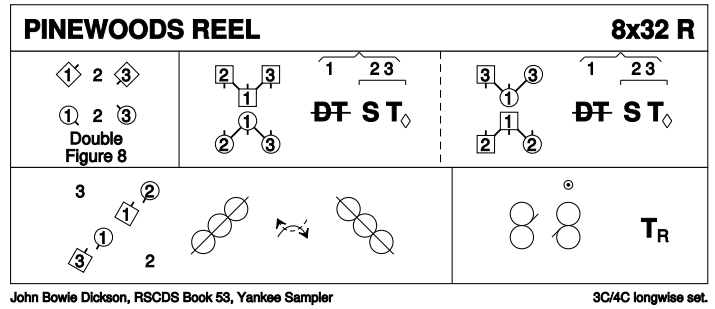
- 1- 1c+2c DbIFig8 (1c cross down, 2c dance up, no cast), at the end 2c face out
- 9- Crossover Reels3 on the sides (1c cross down, 2c out and up), finish 1c side by side at top facing down, W on the R, 2c facing out
- 17- 1c (together) +2c Lead-change Reel3 across, Rsh to 2M. 2c finish in 1pl with 1c in between facing down
- 25- 1c dance down, cast up round 3c, lead up, cross between 2c and cast off (2,1,3)



10 PINEWOODS REEL R32 · 3/4L

John Bowie Dickson: RSCDS LIII 22 · Crib: E-cribs · Diagram: Keith Rose's Diagrams

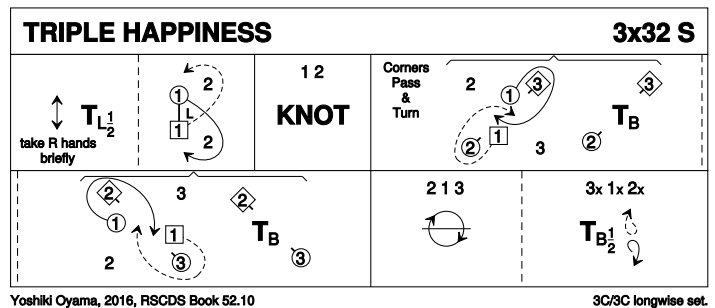
- 1- 1c+3c DbIFig8 (1c cast to start) (1c finish in 2pl BtoB own side, 2c steps up)
- 9- "Petronella Triangles": 1c DTr {8} and finish facing 3cnr **while**{8} 2c+3c set | Petronella 1 place cclw ; set | Petronella 1 place cclw (to diagonally exchanged places)
- 17- ½ diagonal Reel4 with 1cnrs, pass Rsh to face 4cnr positions ; ½ diagonal Reel4 with 2cnrs, finish facing 1cnr for:
- 25- Reels3{6} across (Lsh to 1cnr), 1c turn RH (2,1,3) (but on 2nd time through 1c dance NHJ to 4pl as 4c continue the reel, casting into 3pl).



11 TRIPLE HAPPINESS S32 · 3/3L

Yoshiki Oyama: RSCDS LII 10 · Crib: E-cribs · Diagram: Keith Rose's Diagrams

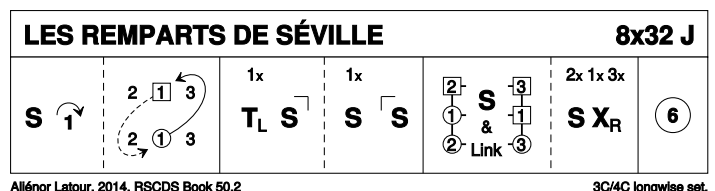
- 1- 1c A&R{1+1} taking (or shaking) RH briefly | turn LH ½ facing down ; cross LH between 2c and cast up to 1pl
- 9- 1c+2c The Knot, 1c finish facing 1cnrs (2,1,3)
- 17- Corners Pass and Turn BH (2,1,3)
- 25- All chase clw ½ ; turn BH ½, face each other | cast R to exchanged places (3,1,2)



12 LES REMPARTS DE SÉVILLE J32 · 3/4L

Aliénor Latour: RSCDS 50 2 · Crib: E-cribs · Diagram: Keith Rose's Diagrams

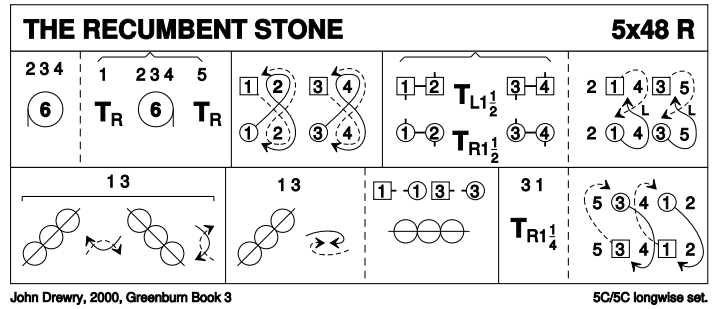
- 1- 1c set | cast off (2c up) ; 1c ½Fig8, Lsh to 1cnr
- 9- 1c turn LH to face 1cnrs | 6 bars of set H&G, into lines across
- 17- S&Link3 ; all set | all cross RH
- 25- Circle6 and back (2,1,3)



13 THE RECUMBENT STONE R48 · 5/5L

John Drewry: 20 New Dances by John Drewry 1999-2000 · Crib: E-cribs · Diagram: Keith Rose's Diagrams

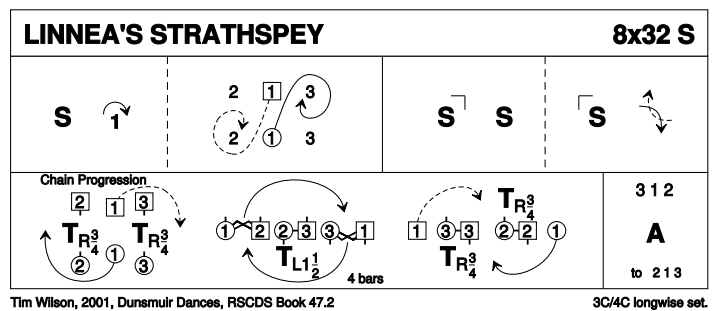
- 1- 2c+3c+4c circle6 and back **while{8}** on [5-8] 1c+5c turn RH
- 9- 1c+3c Fig8 down, cross down to start (1,2,3,4,5)
- 17- 1c with 2c & 3c with 4c turn EH 1½ on the sides (1c+3c start inwards) (2,1,4,3,5) ; 1c+3c cast off | cross up LH to face 1cnr
- 25- 1c & 3c ½Reels4 with 1cnrs, Pass Rsh ; repeat with 2cnrs
- 33- Repeat with 3cnrs, finish with Rsh loop to 1W-1M-3W-3M on midline ; 1c+3c ½Reel4 on midline
- 41- 3c+1c turn RH 1¼ (5,3x,4,1x,2) ; 3c+1c ½ Fig8 across to the L (M down, W up) (3M+1W pass Rsh between 4c) (5,3,4,1,2)



14 LINNEA'S STRATHSPEY S32 · 3/4L

Tim Wilson: RSCDS XLVII 2 · Crib: E-cribs · Diagram: Keith Rose's Diagrams

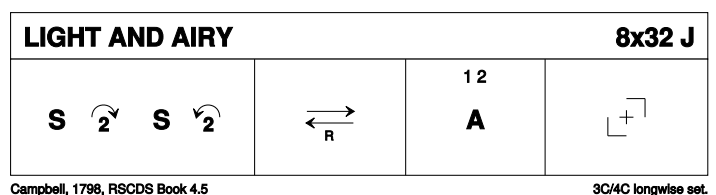
- 1- 1c set | cast off (2c up), cross Lsh and cast R round 1cnr to face 1cnr
- 9- SetH&G , at end pass Rsh to face out in 2pl
- 17- [Chaperoned Chain Progression] 1c cast ¼ clw round set **while{2}** 2c & 3c Turn RH ¾ | 2M+3W turn 1½ LH **while{4}** the others promenade ½ clw round set | 3c+2c turn RH ¾ and face up **while{2}** 1c cast ¼ clw to meet in 2pl, for
- 25- 3c+1c+2c Allemande (2,1,3)



15 LIGHT AND AIRY J32 · 3/4L

William (18C) Campbell: RSCDS IV 5 · Crib: E-cribs · Diagram: Keith Rose's Diagrams

- 1- 1c set | cast off two (2c+3c up) ; 1c set | cast up two (2c+3c down)
- 9- 1c lead down the middle and up (1,2,3)
- 17- 1c+2c Allemande, to finish 1c facing 1cnrs
- 25- Turn CPCP to (2,1,3)

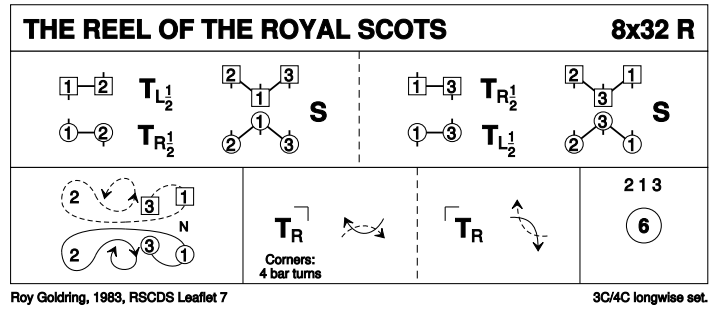


16 THE REEL OF THE ROYAL SCOTS

R32 · 3/4L

Roy Goldring: *The Leaflet Dances with Music · Crib: E-cribs · Diagram: Keith Rose's Diagrams*

- 1- 1W+2W (1M+2M) turn LH (RH) ½, finishing 1c BtoB in 2pl | All set as in DTr ; 1W+3W (1M+3M) turn RH (LH) ½ | 2c+3c+1c set as in DTr
- 9- 1c followed by 3c dance up between 2c, cast off ; dance NHJ down through 3pl, cast up to face 1cnrs, 3c looping into 3pl
- 17- 1c turn 1cnrs RH, pass Rsh (cnrs dance for {4}) ; turn 2cnrs RH (same), and cross Rsh to (2,1,3)
- 25- All circle6 and back



Roy Goldring, 1983, RSCDS Leaflet 7

3C/4C longwise set.