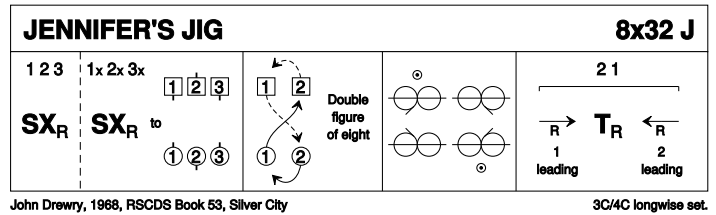


RSCDS Leeds Branch Dance 21 September 2024

1 JENNIFER'S JIG J32 · 3/4L

John Drewry: RSCDS LIII 16 · Crib: E-cribs · Diagram: Keith Rose's Diagrams

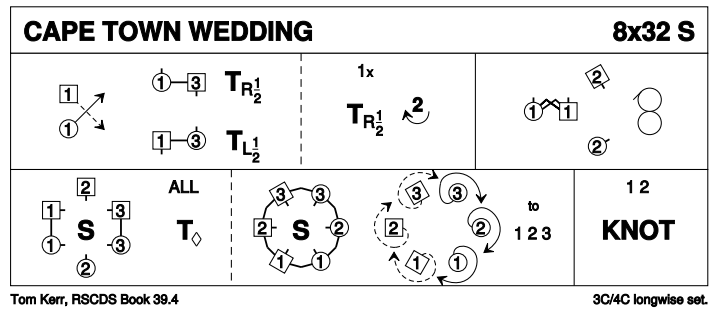
- 1- 1c+2c+3c set | cross RH ; repeat & 2c face out
- 9- 1c+2c DblFig8 (1c cross down), at end 2c face out and up (1,2,3)
- 17- 1c+2c+3c Inveran reels (1c cross down, and cross up from the bottom, 2c+3c full reel3 on own side) (1,2,3)
- 25- 1c with 2c following lead down {3}, turn RH ½ {1} ; turn on ½ moving upwards | 2c+1c lead up (to 2,1,3)



2 CAPE TOWN WEDDING S32 · 3/4L

Tom Kerr: RSCDS XXXIX 4 · Crib: E-cribs · Diagram: Keith Rose's Diagrams

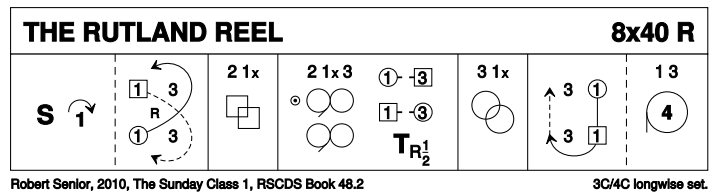
- 1- 1c cross down (no hands) to 2plx (2c up) | change places with 3c EH ; 1c turn RH ½ | lead to top (2c+3c down) and face up in promhold
- 9- 1c with 2c Rsh Reel3 across, at the end 1c pivots inwards into 1pos on own side facing down NHJ, with 2c in 2pl, on [16] 3c step in and face up NHJ
- 17- All set, all Petronella (1c+3c in tandem) ; all set advancing {1} to join hands in circle, **while** setting {1} pull Rsh back tightly | and cast clw (to 1,2,3)
- 25- 1c+2c the Knot



3 THE RUTLAND REEL R40 · 3/4L

Robert Senior: RSCDS XLVIII 2 · Crib: E-cribs · Diagram: Keith Rose's Diagrams

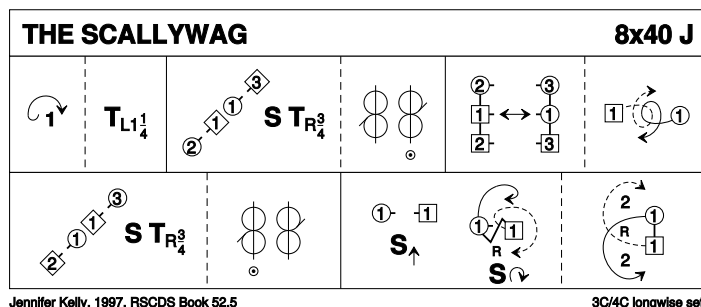
- 1- 1c set | cast off (2c up) ; cross down RH and cast up to (2,1x,3)
- 9- 2c+1c La-Chain
- 17- Reels3{6} on the sides, 1c Rsh to 3c | 1c turn 3c RH ½ on sides (2,3,1x)
- 25- 3c+1c M-Chain (2,3,1x)
- 33- 1W followed by 1M cast up and cross to own side (3c down) ; 1c+3c Circle4 L (2,1,3)



4 THE SCALLYWAG J40 · 3/4L

Jennifer Kelly: RSCDS LII 5 · Crib: E-cribs · Diagram: Keith Rose's Diagrams

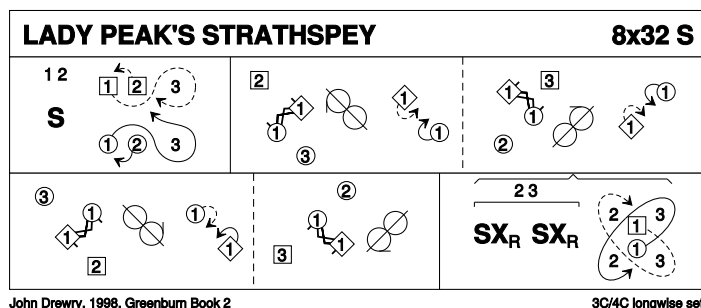
- 1- 1c long cast (2c up) ; turn LH to face 1cnr
- 9- 1c set to 1cnr | Turn 1cnr RH $\frac{3}{4}$ into lines across and face 4cnr ; $\frac{1}{2}$ Lsh Reel3 across into facing lines across
- 17- Lines A&R ; 1c dance Rsh round P to face 3cnr (pos)
- 25- repeat [9-16] with these corners, finishing 1M between 2c facing 1W between 3c
- 33- 1c set adv and join RH | set RHJ, 1W turning under the arms and 1c face up RHJ still on opp. side ; 1c cross up and cast to 2pl (2,1,3)



5 LADY PEAK'S STRATHSPEY S32 · 3/4L

John Drewry: The Greenburn Book 2 · Crib: E-cribs · Diagram: Keith Rose's Diagrams

- 1- 1c+2c set | 2c cast to 1pl **while**{2} 1c dance down ; cast behind 3c and lead up to 2pl facing up in promhold
- 9- 1c with 2diag (2W+3M) $\frac{1}{2}$ Rsh Reel3 ; 1c swivel inwards to face out to W side in Promhold for $\frac{1}{2}$ Reel3 with 1diag (Rsh to 3W)
- 17- Repeat starting down (Rsh to 3M position) ; repeat out M side (Rsh to 2M position)
- 25- 2c+3c set and cross twice **while**{8} 1c lead down, cross between 3c ; lead up crossing between 2c and cast to 2pl.

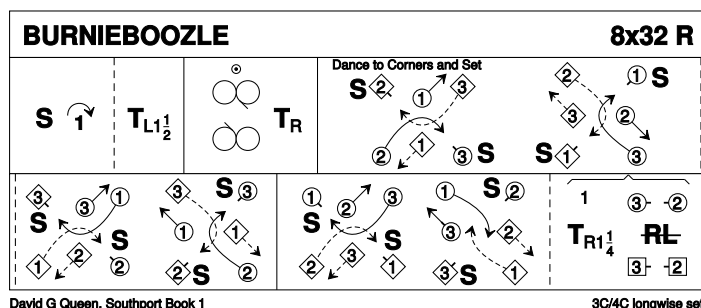


6 PROGRAMME ITEM – J/R Teacher's Choice

7 BURNIEBOOZLE R32 · 3/4L

David G Queen: Southport Book Volume 1 · Crib: E-cribs · Diagram: Keith Rose's Diagrams

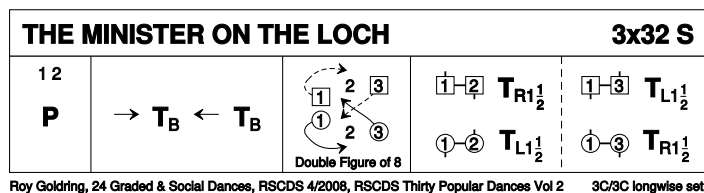
- 1- 1c set, cast (2c up) ; turn LH $1\frac{1}{2}$ and face out (2,1x,3)
- 9- Reels3 on the sides (Lsh to 2cnr), at end 1c turn RH to face 1cnrs
- 17-32 "Dance to Each Corner and Set" ("Free" cnrs set diagonally **while**{2} centre dancers change place Rsh with the facing cnr, who in the centre pass Rsh to face next cnr on R. Repeat this five times, on alternating diagonals) ; 1c turn RH $1\frac{1}{2}$ to 2pl **while**{4} 3c+2c $\frac{1}{2}$ R&L starting along the sides.(2,1,3)



8 THE MINISTER ON THE LOCH S32 · 3/3L

Roy Goldring: Magazine Dances 2005-2009 · Crib: E-cribs · Diagram: Keith Rose's Diagrams

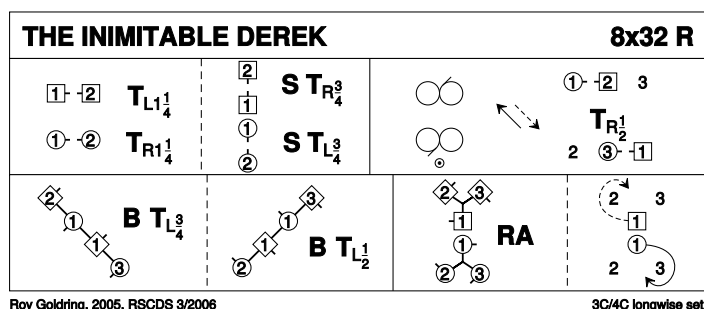
- 1- 1c+2c Pousette
- 9- 1c dance down 2 places, turn BH ; dance up 2 places, turn BH, open upwards and face out
- 17- 1c+3c DbIFig8 round 2c, 1c casting, 3c crossing up to begin, 1c finish facing out for
- 25- 1W+2W & 1M+2M turn EH 1½ ; 1c+3c repeat (2,3,1)



9 THE INIMITABLE DEREK R32 · 3/4L

Roy Goldring: Magazine Dances 2005-2009 · Crib: E-cribs · Diagram: Keith Rose's Diagrams

- 1- 1W+2W & 1M+2M turn 1¼ EH, 1c starting inwards, into line across with 1c BtB in the middle | 1c+2c set ; turn with the other hand ¾ (1c starts up) to (2,1,3), 2c facing out
- 9- Opposing Reels3 on the sides, 1c start to the R (1M Rsh to 3M, 1W Rsh to 2W), on [13-14] 1c cross to "2cnr position, on [15-16] 1c turn 2cnr persons (2W and 3M) RH into 2diagonal line
- 17- 1c+2cnrs BiL | 1c turn LH to join 1cnr with RH ; BiL | 1c turn LH to finish side by side in the centre, 1W facing up, 1M down
- 25- 1W+2W+3W & 1M+2M+3M RHA ; 1M+1W dance out the end and cast R into (2,1,3)

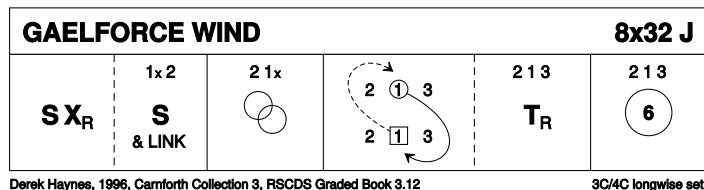


10 INTERVAL

11 GAELFORCE WIND J32 · 3/4L

Derek Haynes: A Third Book of Graded Scottish Country Dances · Crib: E-cribs · Diagram: Keith Rose's Diagrams

- 1- 1c set and cross RH, 1c+2c S&Link, 2W+1W finish facing out. (2,1x,3)
- 9- 2c+1c M-Chain.
- 17- 1c ½ Fig8 L (Rsh to 4cnr) ; All turn RH (2,1,3)
- 25- All Circle6 and back (2,1,3)



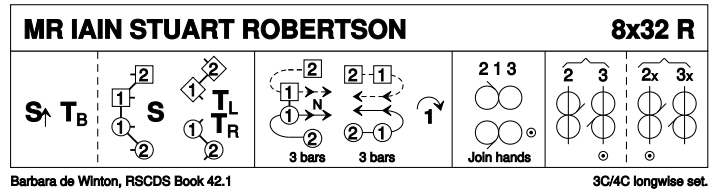
12 PROGRAMME ITEM – S Teacher's Choice

13 MR IAIN STUART ROBERTSON

R32 · 3/4L

Barbara de Winton: RSCDS XLII 1 · Crib: E-cribs · Diagram: Keith Rose's Diagrams

- 1- 1c set advancing | turn BH and face down NHJ ; join free hand with 2c who face out and up, and set | 1c turn 2c EH, (to 1,2,3 with 1c NHJ)
- 9- 1c dance down (2c start up and follow) {3}, and up (2c split and follow) {3} | 1c cast off one as 2c dance to top facing out (2,1,3)
- 17- Mirror Reels3 on sides (1c in and down) join hands when possible, 2c+3c finish with loops (2,1,3)
- 25- Lsh ½Reels3 across (M down W up) ; Lsh ½Reels3 across (M up W down)



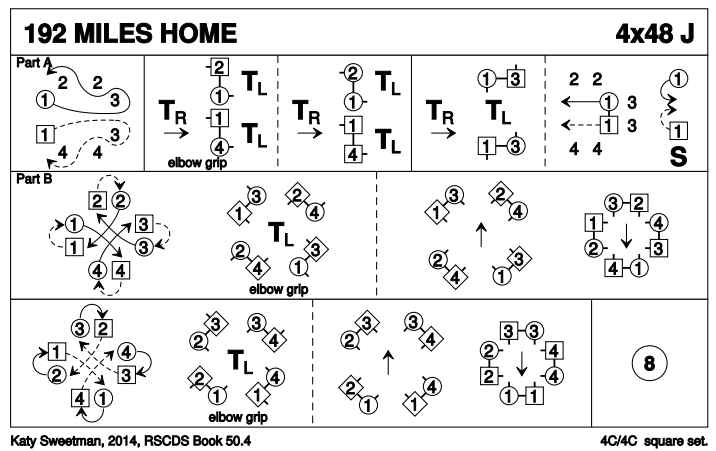
14 192 MILES HOME

J48 · 4S

Katy Sweetman: RSCDS 50 4 · Crib: E-cribs · Diagram: Keith Rose's Diagrams

Part A

- 1- 1c dance between 3c, divide, and cast back round 3M(3W) into the centre, dance out through side couples and back to places
- 9-20 1c turn P (R elbow grip) | turn next person in the circle (L elbow grip) ; repeat {4} twice, always with next person down on the same side
- 21-24 1c dance back to places and face out | set turning inwards to face in (1,2,3,4)



Part B

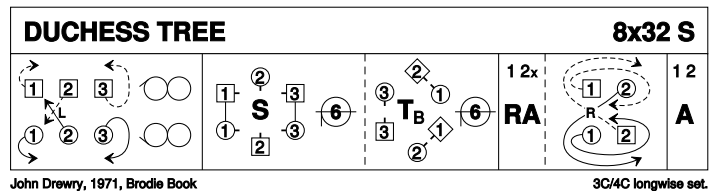
- 1- 2 bars of Schiehallion reel (M through middle) | turn new cnr (L elbow grip) ; advance with cnr (M on L) | M retire with the W on the L
- 9- 2 bars of Schiehallion reel (W through middle) | turn new cnr (L elbow grip) ; advance with cnr (W on L) | all retire with P (2,3,4,1)
- 17- Circle 8 and back

15 THE DUCHESS TREE

S32 · 3/4L

John Drewry: The Brodie Book · Crib: E-cribs · Diagram: Keith Rose's Diagrams

- 1- Mirror Reels3 on the sides (1c cast off, 2c cross up LH, 3c join NH facing down and cast up), all c touch hands when possible, at end 1c&3c dance to own place NHJ and turn inwards so 1c faces 3c NHJ (12x,3)
- 9- All set | all circle6 L ; all M turn W on their right BH | continue circle6 (to 1,2x,3)
- 17- 1c+2c RHA ; 1c cast off one and lead up to 1pl while{4} 2c lead up, cross, cast off and meet P, ready for
- 25- 1c+2c Allemande (2,1,3).

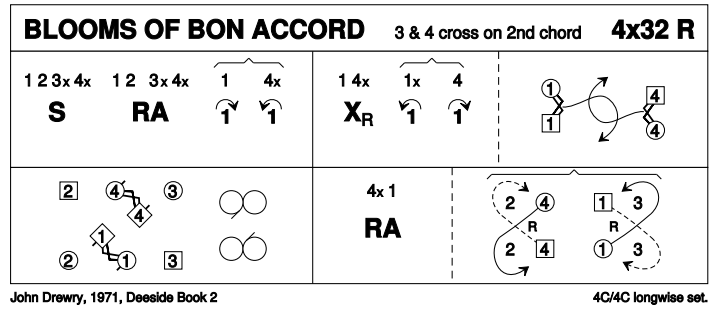


16 BLOOMS OF BON ACCORD R32 · 4/4L

John Drewry: Deeside Book Part 2 · Crib: E-cribs · Diagram: Keith Rose's Diagrams

3c+4c cross on 2nd chord(1,2,3x,4x). This dance has top/bottom symmetry

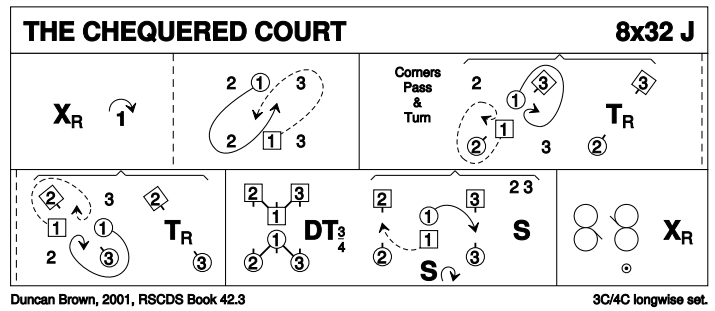
- 1- All C set | 1c+2c & 3c+4c RHA | 1c & 4c cast in to 2pl/3pl **while**{2} 2c+3c lead out to end places
- 9- 1c+4c cross RH, cast to ends, meet in promhold and dance in between end couples, curve round the other couple Rsh to finish 1c / 4c on M/W side facing out and right
- 17- 1c & 4c (in promhold) Rsh Reels3 with the "corners" on M/W sides, at end meet in the centre
- 25- 4c+1c RHA, at end M swivels right so couples face ends of set (1c down, 4c up, W on P's left, RHJ) ; 4c&1c cross between end couples and cast in to (2,4,1x,3x)



17 THE CHEQUERED COURT J32 · 3/4L

Duncan Brown: RSCDS XLII 3 · Crib: E-cribs · Diagram: Keith Rose's Diagrams

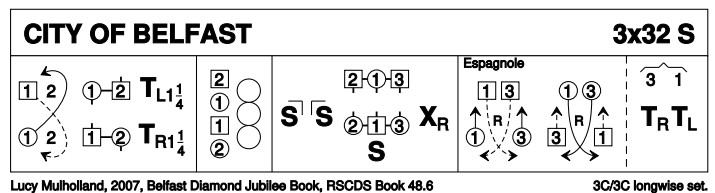
- 1- 1c cross RH | cast off (2c up) ; ½ Fig8 across to the R (1M up, 1W down) to face 1cnr
- 9- 1c+1cnrs pass and turn, at end 1c swivels R to be BtoB facing 4cnr ; 1c+4cnrs pass and turn, 1c swivels R to finish BtoB facing own side for DTr, 1c finish between end couple facing own side
- 17- DTr, 1c finish between end couple facing own side
- 25- Reels3{6} across (Rsh to 4cnr) | 1c cross RH (2,1,3)



18 CITY OF BELFAST S32 · 3/3L

Lucy Mulholland: RSCDS XLVIII 6 · Crib: E-cribs · Diagram: Keith Rose's Diagrams

- 1- 1c ½ Fig8 round 2c ; 1c turn 2c EH 1¼ into line across, 1c in the middle
- 9- 1c+2c Reel4, finish 2c in 1pl and 1c (last pass is Lsh) facing 1cnr
- 17- 1c set to 1cnr | set to 2cnr, dancing R into sideline (2,1x,3) ; All set | 1c cross RH
- 25- 1c+3c Espagnole (2,3,1)



19 THE REEL OF THE ROYAL SCOTS

R32 · 3/4L

Roy Goldring: *The Leaflet Dances with Music* · Crib: *E-cribs* · Diagram: *Keith Rose's Diagrams*

- 1- 1W+2W (1M+2M) turn LH (RH) ½, finishing 1c BtoB in 2pl | All set as in DTr ; 1W+3W (1M+3M) turn RH (LH) ½ | 2c+3c+1c set as in DTr
- 9- 1c followed by 3c dance up between 2c, cast off ; dance NHJ down through 3pl, cast up to 2pl, 3c looping into 3pl (2,1,3)
- 17- 1c turn 1cnrs RH, pass RSh (cnrs dance for {4}) ; turn 2cnrs RH (same), and cross RSh to (2,1,3)
- 25- All circle6 and back (2,1,3)

