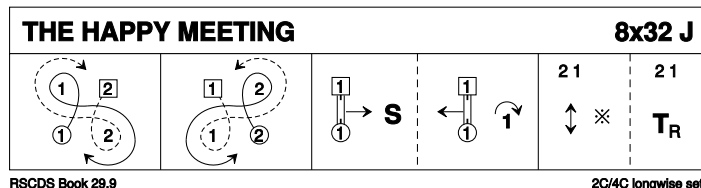


RSCDS Leeds Branch Ilkley Tea Dance 9 July 2026

1 THE HAPPY MEETING J32 · 2/4L

RSCDS XXIX 9 · Crib: E-cribs · Diagram: Keith Rose's Diagrams

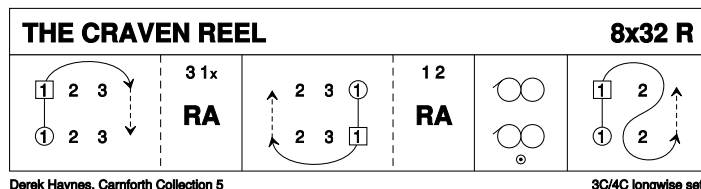
- 1- 1M+2W cross and dance $\frac{3}{4}$ Lsh round P, pass down/up Rsh, cast R round standing M/W to places
- 9- 1W+2M repeat (other shoulders)
- 17- 1c slip down the middle | set (1M starts L foot) ; slip to top | cast off (2c up)
- 25- 2c+1c A&R (all clap) ; turn P RH



2 THE CRAVEN REEL R32 · 3/4L

Derek Haynes: Carnforth Collection of SC Dances 5 · Crib: E-cribs · Diagram: Keith Rose's Diagrams

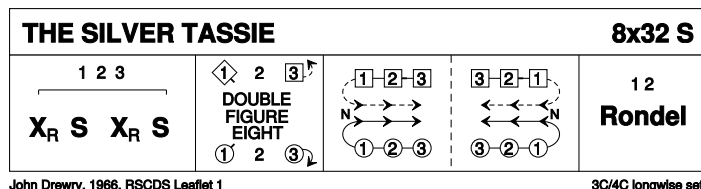
- 1- 1W+1M following cast off 2 and cross over (2c+3c up) ; 3c+1c RHA (1W faces out)
- 9- 1W+1M following cast up to 1pl and cross over (2c+3c down) ; 1c+2c RHA (1,2,3)
- 17- Parallel Reels3 on own side, 1c RSh to 2c (1,2,3)
- 25- 1W with 1M following cast off 1, cross up between 2c, cast LSh round 2M (2c up) to (2,1,3)



3 THE SILVER TASSIE S32 · 3/4L

John Drewry: The Leaflet Dances with Music · Crib: E-cribs · Diagram: Keith Rose's Diagrams

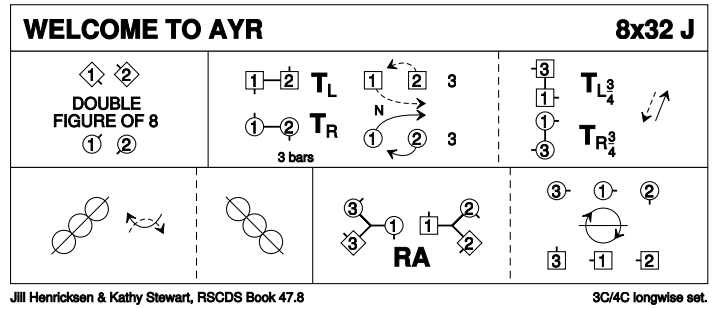
- 1- 1c+2c+3c cross RH | set ; repeat
- 9- 1c+3c DblFig8 round 2c (1c cross down, 3c cast up)
- 17- 1c followed by 2c+3c dance down the middle (2c & 3c divide) ; 1c (leading) +2c+3c dance up
- 25- 1c+2c Rondel (2,1,3).



4 WELCOME TO AYR J32 · 3/4L

Jill Henricksen/Kathy Stewart: RSCDS XLVII 8 · Crib: E-cribs · Diagram: Keith Rose's Diagrams

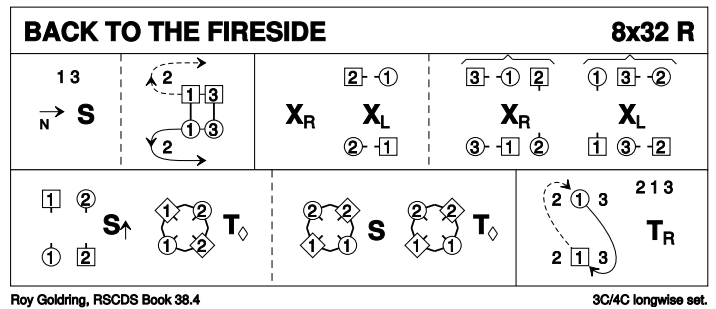
- 1- 1c+2c DbIFig8, 1c crossing down to start, at end 2c face out
- 9- 1c+2c turn EH 1¼ on side (2c to 1pl) and 1c face down NHJ ; 1c dance down and turn 3c EH, 3c finish in 3pl and 1c facing 1cnr
- 17- 1c+1cnrs ½ diag. Reel4 and pass Rsh ; repeat with 2cnrs, 1c finish on midline Lsh to Lsh facing own side
- 25- 3c+1M & 1W+2c RHA (3x,1x,2x) ; All chase clw ½ round (2,1,3)



5 BACK TO THE FIRESIDE R32 · 3/4L

Roy Goldring: RSCDS XXXVIII 4 · Crib: E-cribs · Diagram: Keith Rose's Diagrams

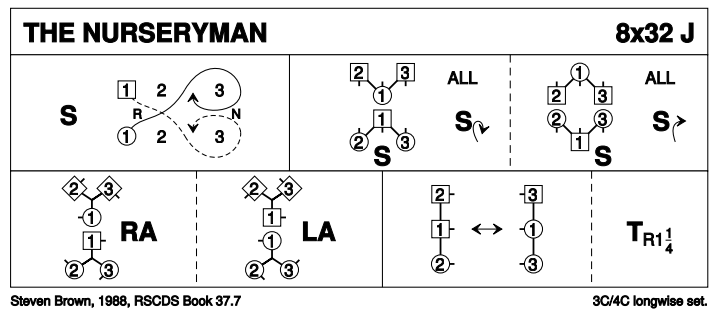
- 1- 3c followed by 1c dance down the middle | set ; dance up the middle, 1c cast off to 3pl **while{2}** 3c dance up to 1pl (3,2,1)
- 9- "Pick-up chain", from below: 1c cross RH, 1c+2c change places LH ; 1c+3c change places RH **while{2}** 2c cross RH ; 1c cross LH **while{2}** 3c+2c change places LH (to 1,2x,3)
- 17- 1c+2c set advancing to join NH in a circle | releasing hands, 1c+2c Petronella one place R ; Set NHJ | repeat petronella, to sidelines (2,1x,3)
- 25- 1c ½ Fig8 L (W up, M down) ; All turn RH (2,1,3)



6 THE NURSERYMAN J32 · 3/4L

Stephen Brown: RSCDS XXXVII 7 · Crib: E-cribs · Diagram: Keith Rose's Diagrams

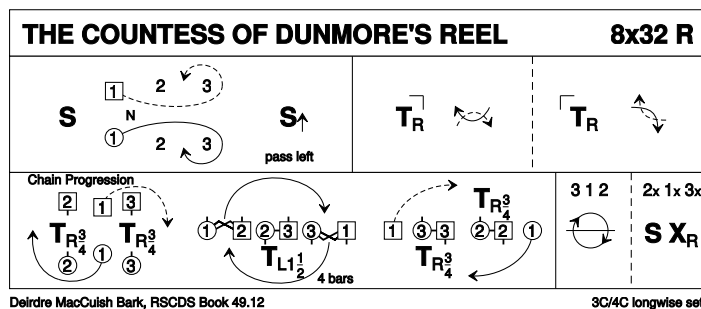
- 1- 1c set | cross down RH (2c up) ; cast behind 3c, dance up NHJ to 2pl BtoB facing opp. side
- 9- 2c+1c+3c set as in DTr | All set advancing and swivel R to form "inverted" DTr (2c+3c are BtoB in centre) ; All set | All set advancing (1c into the middle) into
- 17- 2W+1M+3W & 2M+1W+3M RHA, 1c pass Rsh ; 1W+2W+3W & 1M+2M+3M LHA, finish in lines 1W between 2c facing 1M between 3c
- 25- Lines A&R ; 1c turn RH 1¼ to (2,1,3)



7 THE COUNTESS OF DUNMORE'S REEL R32 · 3/4L

Deirdre MacCuish Bark: RSCDS XLIX 12 · Crib: E-cribs · Diagram: Keith Rose's Diagrams

- 1- 1c set | dance down (2c up) ; cast up round 3c | set advancing to face 1cnr
- 9- 1c turn 1cnr RH, pass Rsh; turn 2cns RH, pass Rsh to face out in 2pl (cnrs dance for {4}) (2,1,3)
- 17- [3C Chain Progression] 1c cast ¼ clw round set **while** 2c & 3c Turn RH ¾ | 2M+3W turn LH 1½ **while**{4} the others promenade clw ½ round set | 3c+2c turn RH ¾ **while** 1c dance clw to 2pl (3,1,2)
- 25- all chase ½ way clw ; set | cross RH (2,1,3)

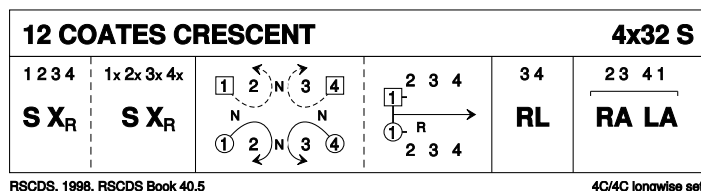


3C Chain Progression was earlier known as Chaperoned Chain Progression

8 12 COATES CRESCENT S32 · 4/4L

RSCDS: RSCDS XL 5 · Crib: E-cribs · Diagram: Keith Rose's Diagrams

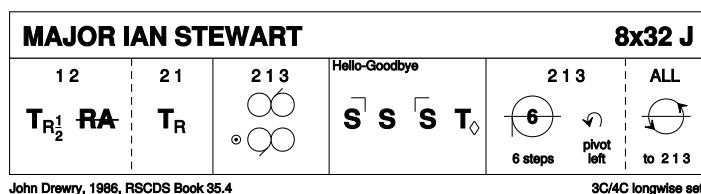
- 1- All 4 couples set, cross RH ; repeat
- 9- 1c & 4c dance NHJ to meet in centre, with person opposite dance NHJ out sides, and cast to own places ; 1c lead down to 4pl (2c+3c+4c up on 15-16))
- 17- 3c+4c (middle couples) R&L
- 25- 2c+3c & 4c+1c RHA ; LHA



9 MAJOR IAN STEWART J32 · 3/4L

John Drewry: RSCDS XXXV 4 · Crib: E-cribs · Diagram: Keith Rose's Diagrams

- 1- 1c+2c turn RH ½ into | ½ RHA into ; 2c+1c turn RH, 2c finish facing out (2,1,3)
- 9- Opposing Reels3 on own sides (1c inwards, Rsh to 4cnr) 1c finish facing 1cnr, 2c+3c finish with loops
- 17- SetH&G to (2,1,3)
- 25- Circle6 L {3}, cross R foot over L and chase back cclw to (2,1,3)



10 THE HIGHLAND RAMBLER R40 · 3/4L

Roy Goldring: Thirty Popular Dances, Volume Two · Crib: E-cribs · Diagram: Keith Rose's Diagrams

- 1- 1c long cast to 2pl (2c up on [3-4] ; 1c+3c RHA (2,1,3)
- 9- 2c+1c LHA, 1W faces out ; 1W followed by 1M cast up round 2W and down the middle of set, 1W between 3c and 1M between 2c, all facing down
- 17- In lines of 3 down the middle (all swivel R) and up
- 25- 1M followed by 1W dance up, cast round 2W and into 2pl ; 1c turn RH
- 33- Circle6 and back

