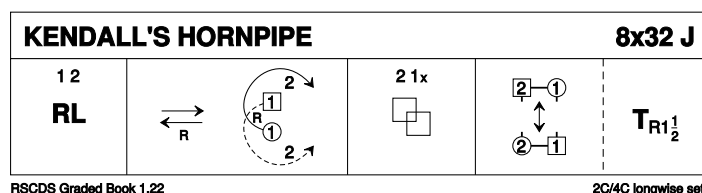


# RSCDS Leeds Branch Jan 2026

## 1 KENDALL'S HORNPIPE J32 · 2/4L

RSCDS Graded 22 · Crib: E-cribs · Diagram: Keith Rose's Diagrams

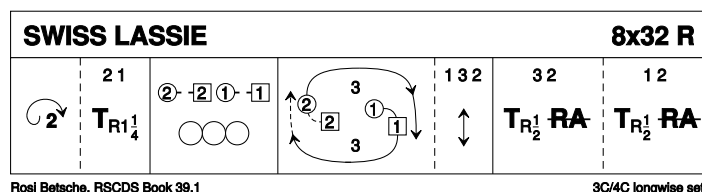
- 1- 1c+2c R&L
- 9- 1c Lead down the middle {3} and up {3}, cross and cast off (2c up) (to 2, 1x)
- 17- 2c+1c L-Chain (2,1x)
- 25- 1c+2c A&R ; 1c turn RH 1½ (2,1)



## 2 SWISS LASSIE R32 · 3/4L

Rosi Betsche: RSCDS XXXIX 1 · Crib: E-cribs · Diagram: Keith Rose's Diagrams

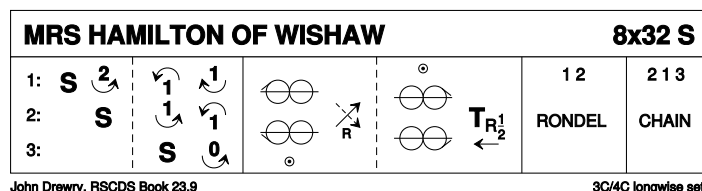
- 1- 1c cast off 2 (dance in to begin) (2c+3c up) ; 2c+1c 1¼ turn RH to midline, facing P
- 9- 2c+1c Reel4 on midline, 2M and 1W end facing opposite side, with P behind
- 17- 2c & 1c chase clw round 3c to (1,3,2) ; All A&R
- 25- 3c+2c turn RH ½, leading into ½ RHA, to sidelines ; 1c+2c repeat (2,1,3)



## 3 MRS HAMILTON OF WISHAW S32 · 3/4L

John Drewry: RSCDS XXIII 9 · Crib: E-cribs · Diagram: Keith Rose's Diagrams

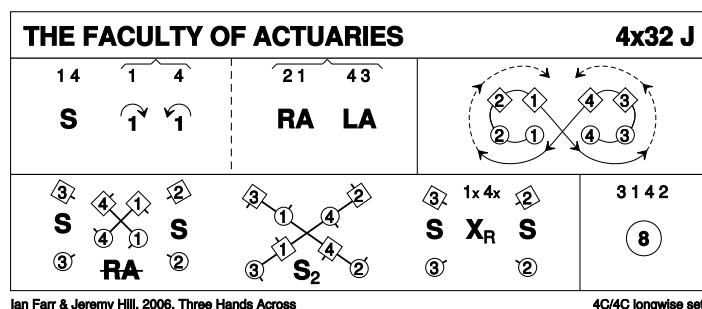
- 1- 1c set, dance down, cast up round 3c, dance up to 1pl facing out **while{8}**  
2c wait {2}, set ; dance between 3c and cast up to 2pl facing in and up **while{8}**  
3c wait {4} ; set, dance in, touch NH facing down and face out in 3pl
- 9- 1c+2c+3c Reels3 on sides, 1c cast to start, cross down RH on [11], at end lead up with half RH turn to finish in 1pl ready for
- 17- 1c+2c Rondel
- 25- 2c+1c+3c G-Chain (2c cross to start)



## 4 THE FACULTY OF ACTUARIES J32 · 4/4L

Ian Farr & Jeremy Hill: Three Hands Across · Crib: MiniCrib · Diagram: Keith Rose's Diagrams

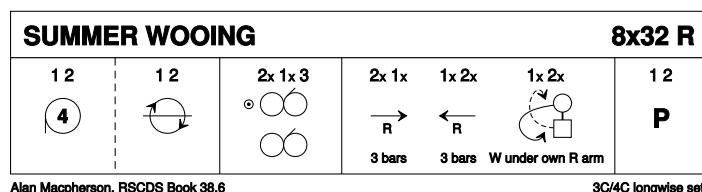
- 1-8 1s & 4s set & cast in 1 place, 2s+1s dance RH across **while** 4s+3s dance LH across. 2 1 4 3
- 9-16 1L followed by 2L+2M+1M cross down to 3M place & chase round anticlockwise to 3L place **while** 4L followed by 3L+3M+4M cross up to 2M place & chase round clockwise to 2L place. 3 4 1 2
- 17-24 4s+1s dance 1/2 RH across **while** corners set diagonally & set twice in St.Andrews Cross (1s & 4s facing clockwise as 3s & 2s facing anticlockwise) then 1s & 4s, giving RH to partners, dance out to own sides as corners set diagonally. 3 1 4 2
- 25-32 All circle 8H round & back



## 5 SUMMER WOONG R32 · 3/4L

Alan Macpherson: RSCDS XXXVIII 6 · Crib: E-cribs · Diagram: Keith Rose's Diagrams

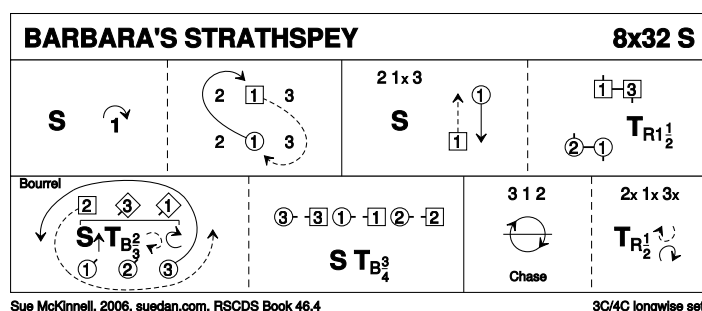
- 1- 1c+2c circle4 to the left ; 1c+2c chase clw ½-round to finish on opposite sides, 2c facing 1c (2x,1x,3)
- 9- Rsh Reels3 on sides
- 17- 1c, followed by 2c lead down the middle {3}, (2c split for) 1c+2c lead up {3} | and cross to own side RHJ, the W passing below the M and under the joined arms, into
- 25- 1c+2c Pousette (2,1,3)



## 6 BARBARA'S STRATHSPEY S32 · 3/4L

Sue McKinnell: RSCDS XLVI 4 · Crib: E-cribs · Diagram: Keith Rose's Diagrams

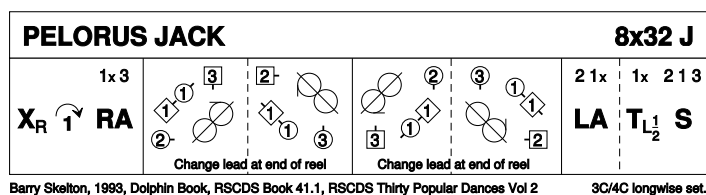
- 1- 1c set | cast (2c up) ; ½ Fig8 L (2,1x,3)
- 9- All set | 1c cross Rsh ; 1c+3c turn RH 1½ (to 1,2,3 on M side, 2,3,1 on W side)
- 17- 3C Bourrel: 2W+3M chase cclw half round to midline **while** {4} 1M+3W & 2M+1W set adv | turn BH ¾ and pivot R, all facing P on midline (3,1,2) ; All set | All C turn BH ¾ to sidelines
- 25- All chase clw ½ round ; all turn P RH ½ and twirl R to (2,1,3)



## 7 PELORUS JACK J32 · 3/4L

Barry Skelton: RSCDS XLI 1 · Crib: E-cribs · Diagram: Keith Rose's Diagrams

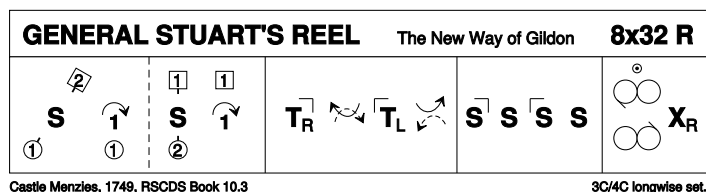
- 1– 1c cross RH, cast (2c up) ; 1c+3c RHA, finish 1M facing 1cnr, 1W behind him
- 9– 1c in tandem +1cnrs ½ diagonal Reel3, Rsh to 3W (1M & 1W loop R singly for lead change, so 1W now leads P) ; ½ diagonal Reel3, Rsh to 2W (+ lead change)
- 17– Continue pattern twice
- 25– 2c+1c LHA ; 1c turn LH ½ | all set (2,1,3)



## 8 GENERAL STUART'S REEL R32 · 3/4L

Castle Menzies (18C): RSCDS X 3 · Crib: E-cribs · Diagram: Keith Rose's Diagrams

- 1– 1M sets to 2W and casts off (2M up) ; 1W sets to 2M and casts off (2W up)
- 9– 1c turn 1cnr RH | pass Rsh ; turn 2cnr LH | pass Rsh to face 1cnr
- 17– SetH&G , finish BtoB, 1M facing up / 1W down
- 25– Reels3{6} with cnrs (Rsh to 2cnr) | 1c cross RH (2,1,3)

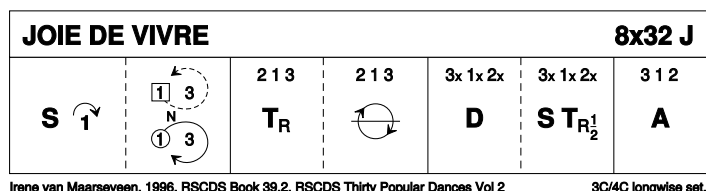


## 9 PROGRAMME ITEM – Interval

## 10 JOIE DE VIVRE J32 · 3/4L

Irene van Maarseveen: RSCDS XXXIX 2 · Crib: E-cribs · Diagram: Keith Rose's Diagrams

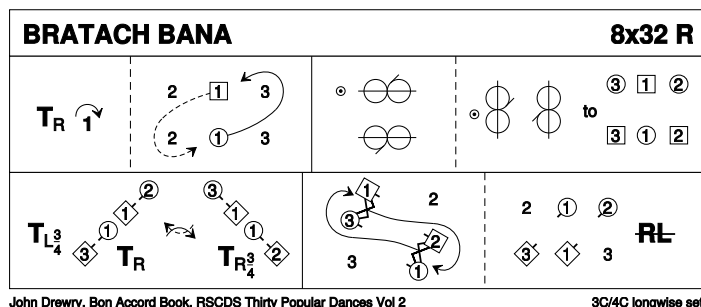
- 1– 1c set | cast (2c up) ; dance between 3c and cast up to (2,1,3)
- 9– All turn P RH to sidelines ; all chase clw half round (to 3x,1x,2x)
- 17– All dance BtoB ; all set | all ½ RH turn into
- 25– 3c+1c+2c Allemande (2,1,3)



## 11 BRATACH BANA R32 · 3/4L

John Drewry: *Thirty Popular Dances, Volume Two* · Crib: *E-cribs* · Diagram: Keith Rose's Diagrams

- 1- 1c turn RH | cast off (2c up) ; ½ Fig8 to R around 1cnr (to 2,1x,3)
- 9- ½ Reel3 on sides (Rsh to 2cnr) ; ½ Reel3 across (Lsh to 3cnr position), finish on sides (3x,1,2x)
- 17- 1c turn ¾ LH, Turn 1cnr person (3cnr position) RH ; pass Rsh, turn 2cnr person (4cnr position) ¾ RH to promhold (cnr on the right)
- 25- These pairs change places Rsh | drop LH and turn RH ½ to sidelines ; half diagonal R&L (1st diagonal direction)



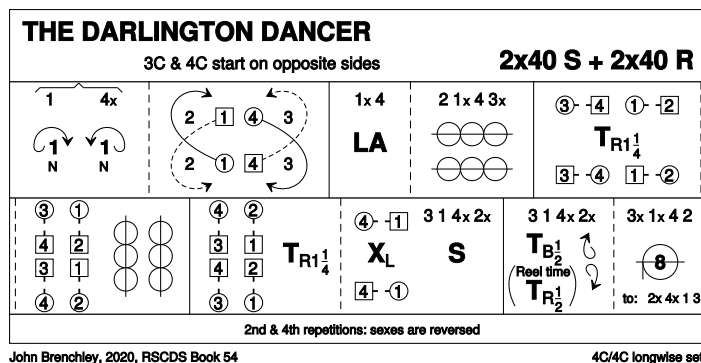
Note: [27-28] was originally 2 PdB in promhold.

## 12 THE DARLINGTON DANCER M160 · 4/4L

John Brenchley: *RSCDS LIV 12* · Crib: *E-cribs* · Diagram: Keith Rose's Diagrams

3c & 4c start on opposite sides (1,2,3x,4x)

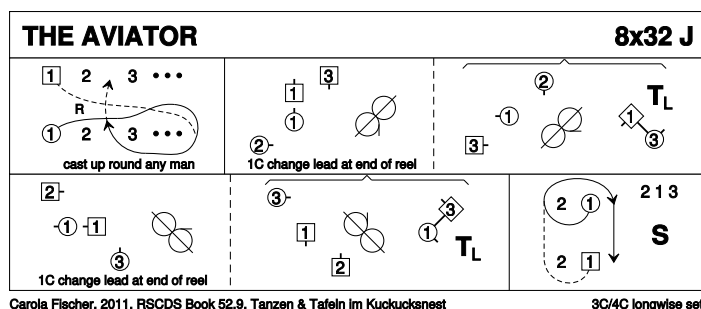
- 1- 1c & 4c long cast off/up touching NH (2c & 3c to ends on [3-4]) ; ½ Fig8 round 2c/3c (2,1x,4,3x)
- 9- 1c+4c LHA & face up/down on sides ; ½ RSh Reels4 on sides (3x,4,1x,2)
- 17- All turn facing person 1¼ RH to lines across ; ½ RSh Reels4 across
- 25- All turn same person 1¼ RH to sides, 1c facing 4c ; 1c+4c change pl LH & face P | all set (3,1,4x,2x)
- 33- All ½ turn BH to face P | cast away to sides ; ½ Circle8 to L (2x,4x,1,3)  
Repeat once in strathspey time, then twice in reel time with RH turns in [33-34].



## 13 THE AVIATOR J32 · 3/4L

Carola Fischer: *RSCDS LII 9* · Crib: *E-cribs* · Diagram: Keith Rose's Diagrams

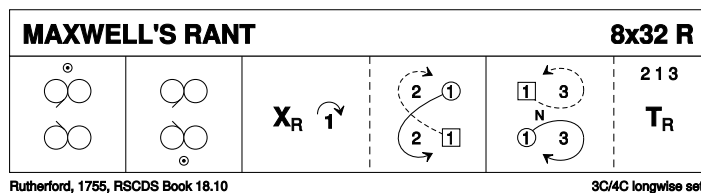
- 1- 1c lead down (2c up), on [4] 1W crosses in front and, 1M following, casts up (round any standing M), to finish 1c in 2pl facing 3W
- 9- 3W+1c+2M Rsh lead-change diag. Reel3 ; 1M dancing the full reel, **while for [13-16]** 1W turns 3M LH to finish behind 1M, both on midline facing up
- 17- 2W+1c+3M Rsh lead-change diag. Reel3 ; 1W dancing the full reel, **while for [21-24]** 1M turns 3W LH to finish 1c in 2plx, 1W facing out
- 25- 1c dance up (1W Rsh to 2M, 1M Rsh to 2W) | 1c dance Rsh round 2W to 2pl | All set.



## 14 MAXWELL'S RANT R32 · 3/4L

David Rutherford: RSCDS XVIII 10 · Crib: E-cribs · Diagram: Keith Rose's Diagrams

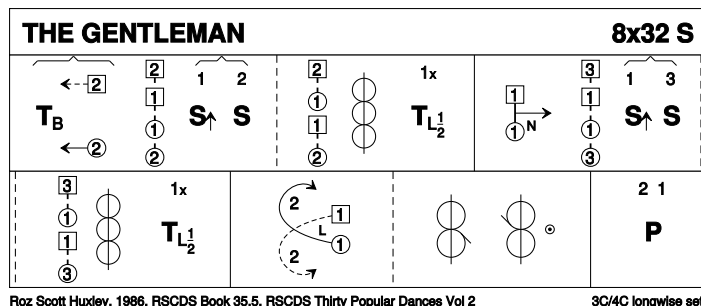
- 1– Mirror Reels3 on the sidelines (1c cross down) (1x,2,3)
- 9– 1c cross back into mirror Reels3 on own sides
- 17– 1c cross RH | cast (2c up) ; ½ Fig8 round 2c
- 25– 1c dance down between 3c and cast up to 2pl ; 2c+1c+3c turn RH



## 15 THE GENTLEMAN S32 · 3/4L

Roz Scott Huxley: RSCDS XXXV 5 · Crib: E-cribs · Diagram: Keith Rose's Diagrams

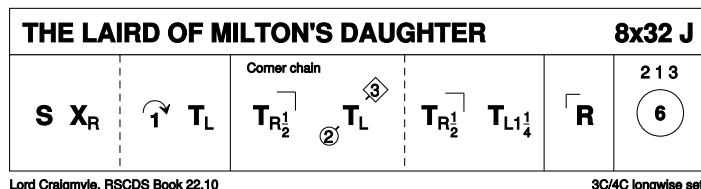
- 1– 2c step up as 1c turn BH to face P between 1c into line4 across | 1c+2c set, 1c advancing and passing on the second step ; ½ Reel4, at end 1c turn P LH ½ to face down NHJ
- 9– 1c dance down to face P between 3c, repeat set and ½ Reel4 with 3c, finish between 3c on own side LHJ
- 17– 1c lead to top, cross and cast to 2plx ; ½ Reels3 across, RSh to 4cnrs (W up, M down) (2,1,3)
- 25– 2c+1c Poussette.



## 16 THE LAIRD OF MILTON'S DAUGHTER J32 · 3/4L

Craigmyle: RSCDS XXII 10 · Crib: E-cribs · Diagram: Keith Rose's Diagrams

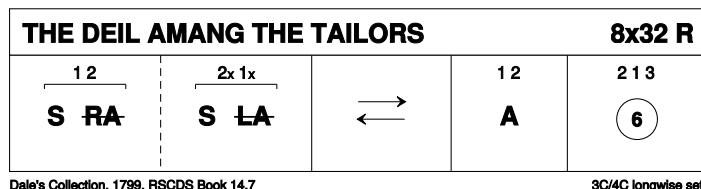
- 1– 1c set | cross RH ; cast off (2c up) | turn P LH to face 1cnrs
- 9– Corner Chain. 1c face 2cnrs
- 17– Repeat with 2cnrs, 1c crossing LH to 2pl (2,1,3)
- 25– 2c+1c+3c circle6 and back



## 17 THE DEIL AMANG THE TAILORS R32 · 3/4L

RSCDS XIV 7 · Crib: E-cribs · Diagram: Keith Rose's Diagrams

- 1– 1c+2c set, ½ RHA ; set, ½ LHA
- 9– 1c lead down the middle and up, 2c step in for
- 17– 1c+2c Allemande
- 25– 2c+1c+3c circle6 and back.

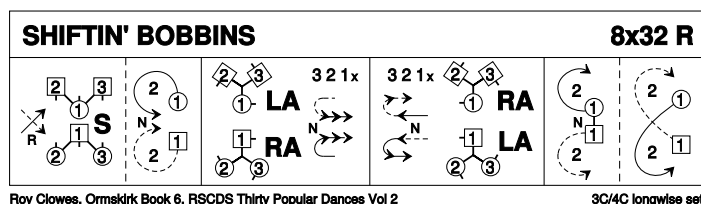


## 18 EXTRAS

## 19 [?] SHIFTIN' BOBBINS R32 · 3/4L

Roy Clowes: *Thirty Popular Dances, Volume Two* · Crib: *E-cribs* · Diagram: *Keith Rose's Diagrams*

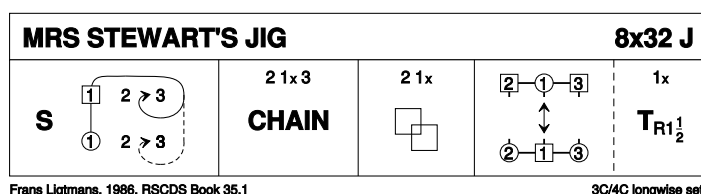
- 1– 1c cross down RH (2c up) to 2plx in DTr position with corners | set as DTr ; cast up, meet and dance down to 2pl in middle
- 9– 2M+1W+3M RHA, **while**{4} 2W+1M+3W LHA ; 1c followed by 2c+3c dance down the middle
- 17– 3c+2c+1c dance up the middle, 3c casting to 3pl, flowing into ; 1W+2M+3M LHA, **while**{4} 1M+2W+3W RHA
- 25– 1c dance to top, cast off one ; ½ Fig8 up round 2c.



## 20 [?] MRS STEWART'S JIG J32 · 3/4L

Frans Ligtmans: *RSCDS XXXV 1* · Crib: *E-cribs* · Diagram: *Keith Rose's Diagrams*

- 1– 1c set | 1W casts, 1M following, round 3W, 1W dances up round 3M and 1M dances up the middle, 1c face 3c (2c up on 7–8) (2,1x,3)
- 9– 2c+1c+3c G-Chain (2c cross), 2M+1M finish facing out
- 17– 2c+1c L-Chain
- 25– 2c+1c+3c A&R ; 1c turn RH 1½ to (2,1,3)



## 21 [?] LADY GLASGOW S32 · 3/4L

Miss Milligan's *Miscellany of Scottish Country Dances* · Crib: *E-cribs* · Diagram: *Keith Rose's Diagrams*

- 1– 1c+2c+3c set, cross RH ; set, turn RH ½ to
- 9– 1c+2c+3c Promenade
- 17– 1c set, cast off one (2c up) ; 1c dance BtoB
- 25– 2c+1c+3c circle6 and back

