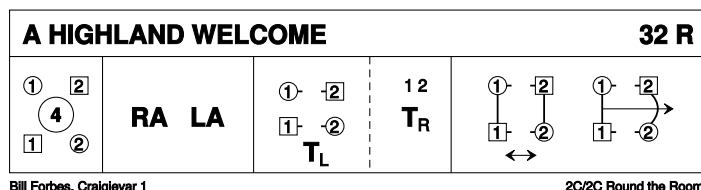


RSCDS Leeds Burns Night Dance 25 January 2024

1 A HIGHLAND WELCOME R32 · 2RR

Bill Forbes: Dance Scottish, A resource for teaching SCD in schools · Crib: E-cribs · Diagram: Keith Rose's Diagrams

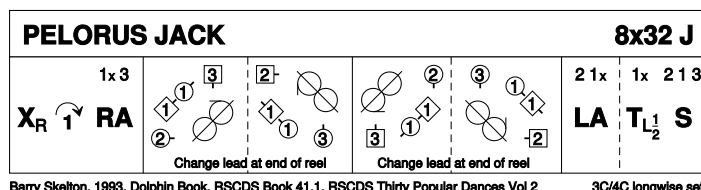
- 1- Couples circle4 and back
- 9- RHA ; LHA
- 17- Turn person opposite LH ; turn P RH and face the other C
- 25- A&R ; All advance, couples facing clw make arch & others passing under.



2 PELORUS JACK J32 · 3/4L

Barry Skelton: RSCDS XLI 1 · Crib: E-cribs · Diagram: Keith Rose's Diagrams

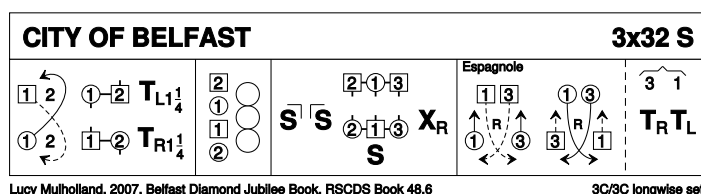
- 1- 1c cross RH, cast (2c up) ; 1c+3c RHA, finish 1M facing 1c, 1W behind him
- 9- 1c in tandem +1cnrs ½ diagonal Reel3, Rsh to 3W (1M & 1W loop R singly for lead change, so 1W now leads P) ; ½ diagonal Reel3, Rsh to 2W (+ lead change)
- 17- Continue pattern twice
- 25- 2c+1c LHA ; 1c turn LH ½ | all set (2,1,3)



3 CITY OF BELFAST S32 · 3/3L

Lucy Mulholland: RSCDS XLVIII 6 · Crib: E-cribs · Diagram: Keith Rose's Diagrams

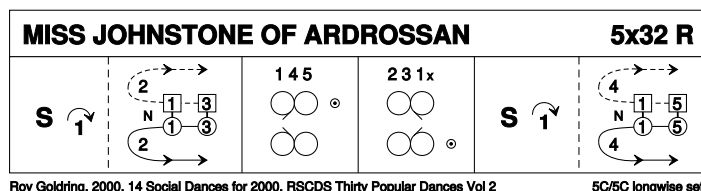
- 1- 1c ½ Fig8 round 2c ; 1c turn 2c EH 1¼ into line across, 1c in the middle
- 9- 1c+2c Reel4, finish 2c in 1pl and 1c (last pass is Lsh) facing 1c
- 17- 1c set to 1c, set to 2c, dancing R into sideline (2,1x,3) ; All set | 1c cross RH
- 25- 1c+3c Espagnole (2,3,1)



4 MISS JOHNSTONE OF ARDROSSAN R32 · 5/5L

Roy Goldring: Thirty Popular Dances, Volume Two · Crib: E-cribs · Diagram: Keith Rose's Diagrams

- 1- 1c set | cast off (2c up) ; 1c followed by 3c dance up and cast round 2c to (2,3,1,4,5)
- 9- 1c+4c+5c mirror Reels3, 1c cross down to enter, 4c start out and up (2,3,1x,4,5)
- 17- 2c+3c+1c mirror Reels3, 1c cross up to enter, 3c start out and down
- 25- 1c set | cast off to 4pl (4c up) ; 1c followed by 5c dance up and cast round 4c to (2,3,4,5,1)



5 THE OBAN ROAD J32 · 3/4L

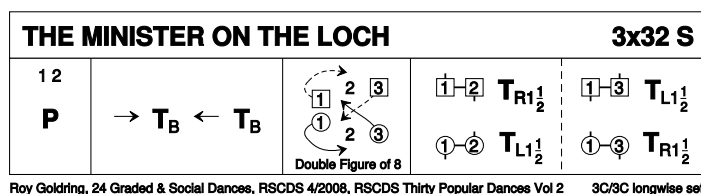
Alan Horsfall · Crib: E-cribs

- 1- 1c lead down ; and up
- 9- 3C Promenade
- 17- 1c+2c Chain Progression (2,1,3)
- 25- Circle6 and back

6 THE MINISTER ON THE LOCH S32 · 3/3L

Roy Goldring: Magazine Dances 2005-2009 · Crib: E-cribs · Diagram: Keith Rose's Diagrams

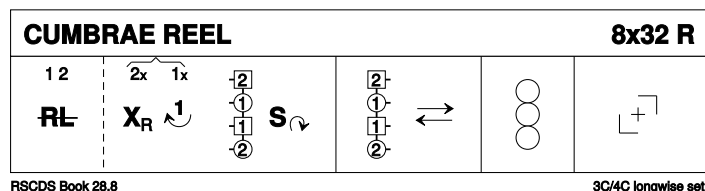
- 1- 1c+2c Poussette
- 9- 1c dance down 2 places, turn BH ; dance up 2 places, turn BH, open upwards and face out
- 17- 1c+3c DbIFig8 round 2c, 1c casting, 3c crossing up to begin, 1c finish facing out for
- 25- 1W+2W & 1M+2M turn EH 1½ ; 1c+3c repeat (2,3,1)



7 THE CUMBRAE REEL R32 · 3/4L

RSCDS XXVIII 8 · Crib: E-cribs · Diagram: Keith Rose's Diagrams

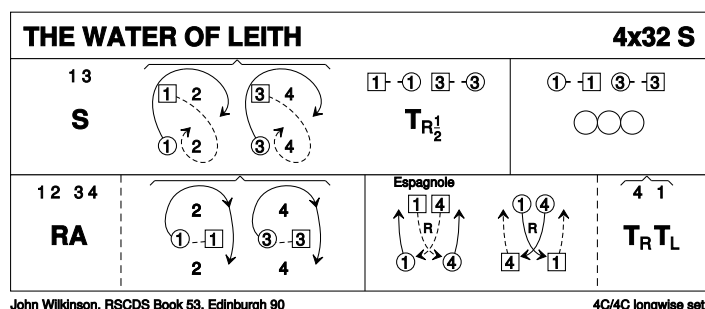
- 1- 1c+2c half R&L ; 2c cross RH to own side **while** {4} 1c dance up to between 2c, all facing up NHJ | set in line across and pivot R the second PdB to face down
- 9- In line of 4 dance down the middle (turn R about) ; and up, finishing with 1c BtoB between 2c
- 17- 1c+2c Reel4 across the dance, 1c finishing facing corners
- 25- 1c turn corner, P, corner, cross over to own sides (2,1,3)



8 THE WATER OF LEITH S32 · 4/4L

John Wilkinson: RSCDS LIII 2 · Crib: MiniCribbs · Diagram: Keith Rose's Diagrams

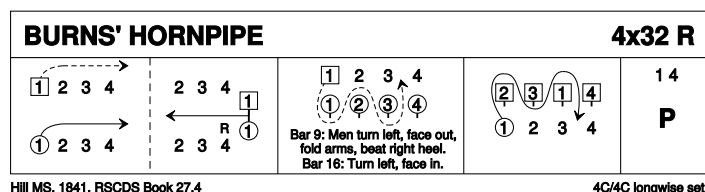
- 1-8 1s+3s set. 1L dances down, casts up round 2M into middle facing down as 1M dances across, casts round 2L into middle facing up **while** 3s dance same round 4s. 1s+3s change places RH with partner into line of 4 in middle (M face down, L face up)
- 9-16 1s+3s dance reel of 4 in middle
- 17-20 1s+2s also 3s+4s dance RH across
- 21-24 1M followed by 1L casts round 2L to 2nd place own sides as 3M followed by 3L casts round 4L to 4th place (2s+4s step up 23-24)
- 25-32 1s+4s (middle couples) dance Espagnole
- 25-26 1s+4s cross (Ladies lead across RH passing between Men) with Ladies changing places RH
- 27-28 1s+4s cross back (Men lead across RH between Ladies) with Men changing places RH
- 29-32 4s turn RH as 1s turn LH



9 BURNS' HORNPIPE R32 · 4/4L

RSCDS XXVII 4 · Crib: E-cribs · Diagram: Keith Rose's Diagrams

- 1- 1W casts off behind all W **while** {4} 1M dances down the middle ; 1c lead up to places
- 9- On [9] all M swivel L to face out with arms folded as in hornpipe, on [16] they swivel L to face in **while** {8} 1W dances Lsh round her P, behind (=inside) 2M, Lsh round 3M and cross to 3W's pl. (2W+3W up), M swivel L to face in
- 17- 1M repeats [9-16] round the W (who face in) to 3M's pl., (2M+3M up) (2,3,1,4)
- 25- 1c+4c Poussette (2,3,4,1)

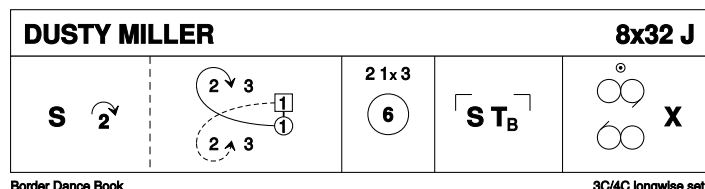


INTERVAL

10 THE DUSTY MILLER J32 · 3/4L

Border Dance Book · Crib: E-cribs · Diagram: Keith Rose's Diagrams

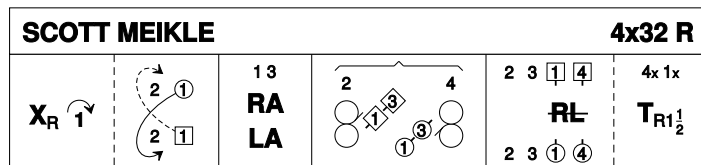
- 1- 1c set | cast off two ; lead to the top, cross and cast off (2c up) to (2,1x,3)
- 9- 2c+1c+3c Circle6 and back, 1c finish facing 1cnr
- 17- 1c set to and turn corners
- 25- Opposing Lsh Reels3{6} on the sides | 1c cross to (2,1,3)



11 SCOTT MEIKLE R32 · 4/4L

Alice McLean: RSCDS XLVI 3 · Crib: E-cribs · Diagram: Keith Rose's Diagrams

- 1- 1c cross RH | cast (2c up) ; ½ Fig8 up (2,1,3,4)
 9- 1c+3c RHA, LHA (2,1,3,4)
 17- Lsh opposing Reels3 across: (1W+3W behind dancing as one) with 2c and (3M+1M behind) with 4c (to 2,3,1,4)
 25- 1c+4c ½ R&L ; turn RH 1½ (2,3,4,1)



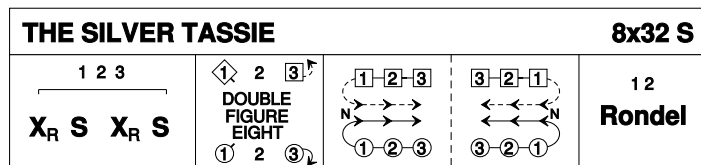
Alice McLean, Laurieston Collection 1, RSCDS Book 46.3

4C/4C longwise set.

12 THE SILVER TASSIE S32 · 3/4L

John Drewry: The Leaflet Dances with Music · Crib: E-cribs · Diagram: Keith Rose's Diagrams

- 1- 1c+2c+3c cross RH | set ; repeat
 9- 1c+3c DblFig8 round 2c (1c cross down, 3c cast up)
 17- 1c followed by 2c+3c dance down the middle (2c & 3c divide) ; 1c (leading) +2c+3c dance up
 25- 1c+2c Rondel (2,1,3).



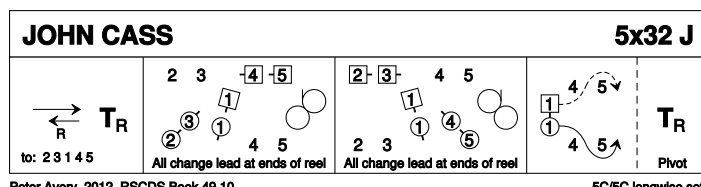
John Drewry, 1966, RSCDS Leaflet 1

3C/4C longwise set.

13 JOHN CASS J32 · 5/5L

Peter Avery: RSCDS XLIX 10 · Crib: E-cribs · Diagram: Keith Rose's Diagrams

- 1- 1c lead down (2c+3c up) ; lead up to 3pl and turn RH to face out on M side, 1W behind 1M
 9- 2M+3M & 1c & 4W+5W diag. Rsh Reel3, all pairs lead-change at both ends, finish 1W behind 1M giving Lsh to 4M
 17- 2W+3W & 1c & 4M+5M diag. Reel3, all pairs lead-change at both ends, 1c finish in 3pl facing down NHJ
 25- 1c dance between 4c, cast behind 5c (4c+5c up) ; 1c pivot turn with R elbow grip (2,3,4,5,1)



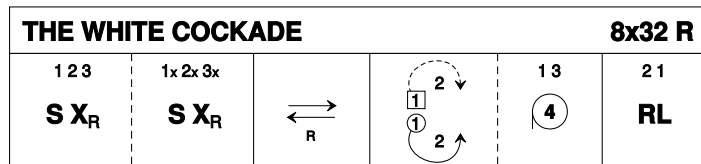
Peter Avery, 2012, RSCDS Book 49.10

5C/5C longwise set.

14 THE WHITE COCKADE R32 · 3/4L

John Preston (18C): RSCDS V 11 · Crib: E-cribs · Diagram: Keith Rose's Diagrams

- 1- 1c+2c+3c set and cross RH ; repeat
 9- 1c lead down the middle ; and up, staying in the middle
 17- 1c long cast to 2pl (2c up) ; 1c+3c circle4 L
 25- 2c+1c R&L.



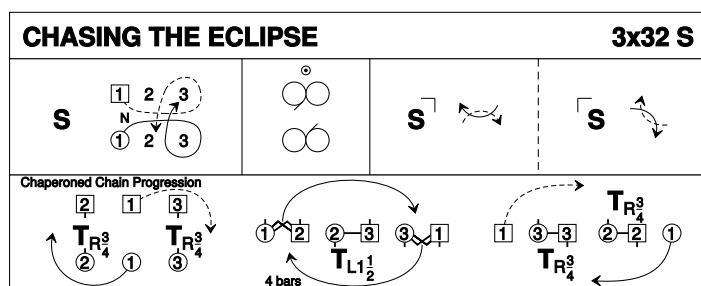
Campbell, c.1782, RSCDS Book 5.11

3C/4C longwise set.

15 CHASING THE ECLIPSE S32 · 3/3L

Sandy Gallamore: The Highland Road Collection · Crib: SCDDDB Contributed Cribs & Diagrams · Diagram: Keith Rose's Diagrams





- 1-8 1C set, dance NH down the center + cast up to 2pl & cross to face 1cnr.
 9-16 Reel 3 on sides - 1C pass 1cnr Rsh to begin.
 17-24 1C+1cnr set , 1C spiral Rsh rnd ptnr to face 2cnr ; 1C+2cnr set , 1C spiral Rsh to face out 2pl own side.
 25-32 All dance Chaperoned Chain Progression. End 3 1 2.



Sandy Gallamore, 2013, Highland Road Collection

3C/3C longwise set.

Terry Glasspool: Thirty Popular Dances. Volume Two · Crib: E-cribs · Diagram: Keith Rose's Diagrams

- | THE CRANBERRY TART | | | | 8x32 J | |
|---|---|--|--|---|---|
| 1: S  S
①: S  S T _◇ | <div> <div>1 3</div> <div>1 3</div> <div>1 3</div> <div>1 3</div> </div> T _◇ S S ← | <div> <div>2 3</div> <div>2 3</div> <div>2 3</div> <div>2 3</div> </div> → | <div> <div>2 3</div> <div>2 3</div> <div>2 3</div> <div>2 3</div> </div> → | 2  | 2 1 3  |

RSCDS XIV 7 · Crib: E-cribs · Diagram: Keith Rose's Diagrams

- | THE DEIL AMANG THE TAILORS | | | 8x32 R | |
|---------------------------------|-----------------------------------|--|----------------|--|
| $\overbrace{12}$
S RA | $\overbrace{2x1x}$
S LA | $\begin{array}{c} \longrightarrow \\ \longleftarrow \end{array}$ | 12
A | 213
<div style="border: 1px solid black; border-radius: 50%; width: 40px; height: 40px; display: flex; align-items: center; justify-content: center; margin: 0 auto;">6</div> |
- Dale's Collection. 1799. RSCDS Book 14.7
- 3C/4C Innowise set

Roy Goldring: *The Unicef Circle · Crib: E-cribs · Diagram: Keith Rose's Diagrams*

- | THE UNICEF CIRCLE | | | | 88 R | |
|---|---|---|-------------|------------|--|
| <p>① ③</p> <p>T_R</p> <p>outside set</p> | <p>① ③</p> <p>T_L</p> <p>outside set</p> | <p>2 4</p> <p>R</p> <p>16 bars</p> | | | |
| <p>1 3</p> <p>RA</p> <p>LA</p> | <p>2 4</p> <p>R</p> <p>16 bars</p> | <p>Also</p> | <p>Also</p> | <p>ALL</p> | |
- Row Goldring, 1995. The Unicef Circle, Auld Friends Meet
- 4C/4C square set

Oluf Olufson: Dunfermline Branch 90th Anniversary Book · Crib: E-cribs · Diagram: Keith Rose's Diagrams

- | | | | | | | |
|---------------------------|---|---|---|--|--|---------------|
| THE SKEELY SKIPPER | | | | | | 3x40 J |
|
T_R | 2 1

<div style="display: flex; align-items: center;">[2] RL -[1]</div> <div style="display: flex; align-items: center;">(2) -[1]</div>
3
3 | 2 3 1

<div style="border: 1px solid black; width: 80px; height: 80px; margin: auto; display: flex; align-items: center; justify-content: center;"> 6 </div> | | | | |
| Crown Triangles | | | | | | |
|
S |
S |
S | <div style="margin-bottom: -10px;">{ 2 3 1 }</div> <div style="display: flex; align-items: center; justify-content: space-around;"> S T_◇ S to: 2 3 1 </div> | | | |